




# PSF, Server, and Transform Messages

**Version 4.13.2**

InfoPrint Manager PSF messages	1
InfoPrint Manager Server messages	2
InfoPrint Manager Transform messages	3

For information not in this manual, refer to the Help System in your product.





# TABLE OF CONTENTS

## Introduction

---

Important.....	2
Cautions regarding this guide.....	2
Guides for this application.....	2
How to read the documentation .....	3
Displaying the instruction manual.....	3
Displaying property help .....	4
Symbols.....	4
Abbreviations .....	4
Trademarks.....	5

## 1 InfoPrint Manager PSF messages

---

## 2 InfoPrint Manager Server messages

---

## 3 InfoPrint Manager Transform messages

---

## Accessibility

---

Using Assistive Technologies.....	909
-----------------------------------	-----

## Glossary

---

---

---

## Important

---

To the maximum extent permitted by applicable laws, in no event will the manufacturer be liable for any damages whatsoever arising out of failures of this product, losses of documents or data, or the use or non-use of this product and operation manuals provided with it.

Make sure that you always copy or have backups of important documents or data. Documents or data might be erased due to your operational errors or malfunctions of the software. Also, you are responsible for taking protective measures against computer viruses, worms, and other harmful software.

In no event will the manufacturer be responsible for any documents created by you using this product or any results from the data executed by you.

---

---

## Cautions regarding this guide

---

- Some illustrations or explanations in this guide could differ from your product due to improvement or change in the product.
- The contents of this document are subject to change without notice.
- No part of this document may be duplicated, replicated, reproduced in any form, modified, or quoted without prior consent of the supplier.
- Throughout this publication, references to directory paths indicate the default paths only. If you install InfoPrint Manager or any of its components in a different location, including a different drive, you must adjust the paths accordingly.  
For example, if you install InfoPrint Manager on the D: drive of a computer running a Windows operating system, replace C: with D: in the directory paths.

---

---

## Guides for this application

---

This publication provides information about RICOH InfoPrint Manager™ for AIX, Linux, and Windows, Version 4.13 (Program Number 5648-F40).

This publication includes an overview of InfoPrint Manager and installation and configuration information about the product.

## Instruction manuals

These instruction manuals are included:

For information about InfoPrint Manager, see these documents:

- *RICOH InfoPrint Manager for Windows: Planning Guide* , G550-1071
- *RICOH InfoPrint Manager for Windows: Getting Started* , G550-1072
- *RICOH InfoPrint Manager for Windows: Procedures* , G550-1073
- *RICOH InfoPrint Manager for Linux: Planning Guide*, G550-20262
- *RICOH InfoPrint Manager for Linux: Getting Started*, G550-20263

- 
- *RICOH InfoPrint Manager for Linux: Procedures* , G550-20264
  - *RICOH InfoPrint Manager for AIX and Linux: Configuring and Tuning Guide*, S550-1062
  - *RICOH InfoPrint Manager for AIX: Planning Guide*, G550-1060
  - *RICOH InfoPrint Manager for AIX: Getting Started*, G550-1061
  - *RICOH InfoPrint Manager for AIX: Procedures*, G550-1066
  - *RICOH InfoPrint Manager: High Availability Guidelines*, G550-20261
  - *RICOH InfoPrint Manager: Reference*, S550-1052
  - *RICOH InfoPrint Manager: PSF, Server, and Transform Messages*, G550-1053
  - *RICOH InfoPrint Manager: Secure Print: Installing and Configuring*, G550-20129
  - *RICOH InfoPrint Manager: SAP R/3 Planning and Configuring Guide*, S550-1051
  - *RICOH InfoPrint Manager: Dictionary of Keywords*, S550-1188
  - *AFP Conversion and Indexing Facility: User's Guide*, G550-1342
  - *Page Printer Formatting Aid for Windows: User's Guide and Reference*, S550-0801
  - *RICOH InfoPrint Manager AFP2PDF Transform Feature: Installing and Using* , G550-1057
  - *RICOH InfoPrint Manager: Installing InfoPrint Manager Transform Feature*, G550-20160

## Help

Property help is available on many screens to provide information for specific tasks and settings.

In addition, the **Help** menu provides access to the HTML version of the instruction manual directly from the user interface.

### Note

- A PDF reader, such as Adobe Reader, must be installed to view the PDF documentation.

For more information about RICOH printing products, see:

RICOH Commercial and Industrial Printing website at <https://www.ricoh-usa.com/en/products/commercial-industrial-printing>.

RICOH Software Information Center at <https://help.ricohsoftware.com/swinfocenter>.

---

## How to read the documentation

---

### Displaying the instruction manual


Use this procedure to view the instruction manuals.

### Displaying the instruction manual in PDF format


- InfoPrint Manager includes publications in PDF format on the DVD-ROM supplied with the product.

---

## Displaying the instruction manual in HTML format

- The HTML version of the instruction manual is available directly from the user interface. Start the application, and then click  button at the right of the banner and select **Help**.

## Displaying property help

Click the  button next to a property on the user interface to display the property help for that item.

## Symbols

The following symbols are used in this manual to help you to identify content quickly.

### Important

- This symbol indicates points to pay attention to when using the product. Be sure to read these explanations.

### Note

- This symbol indicates helpful supplementary information that is not essential to completing a task.

## Bold

**Bold type** indicates the names of dialogs, menus, menu items, settings, field labels, buttons, and keys.

## *Italic*

*Italic type* indicates the titles of manuals and variables that you must replace with your own information.

## Monospace

Monospace type indicates computer input and output.

---

## Abbreviations

---

### AFP

Advanced Function Presentation

### IP

Internet Protocol

### PDF

Portable Document Format

### PCL

Printer Command Language

### GIF

Graphical Interchange Format

### JPEG

---

Joint Photographic Experts Group

**TIFF**

Tagged Image File Format

---

**Trademarks**

---

RICOH InfoPrint Manager™ and RICOH ProcessDirector™ are trademarks of Ricoh Company, Ltd. in the United States, other countries, or both.

These terms are trademarks or registered trademarks of International Business Machines Corporation in the United States, other countries, or both:

- AIX
- DFS
- IBM
- MVS
- OS/390
- POWER
- Print Services Facility
- pSeries
- S/390
- z/OS

Adobe, the Adobe logo, PostScript, and the PostScript logo are registered trademarks or trademarks of Adobe Systems Incorporated in the United States and/or other countries.

CUPS and macOS are trademarks or registered trademarks of Apple, Inc. in the United States, other countries, or both.

Fiery is the registered trademark of Fiery, LLC in the U.S. and/or certain other countries.

Linux is the registered trademark of Linus Torvalds in the U.S. and other countries.

Microsoft, Microsoft Edge, Windows, the Windows logo, and Active Directory are trademarks of Microsoft Corporation in the United States, other countries, or both.

Okta is a registered trademark of Okta, Inc. in the U.S. and other countries.

UNIX is a registered trademark of The Open Group in the United States and other countries.

Thales Group code: The license management portion of this Licensee Application is based upon one or more of the following copyrights:

Sentinel RMS  
Copyright 1989-2024 Thales Group  
All rights reserved.

Sentinel EMS  
Copyright 2008-2024 Thales Group

---

All rights reserved.

Sentinel is a registered trademark of Thales Group.

Other company, product, or service names may be trademarks or service marks of others.



# 1. InfoPrint Manager PSF messages

This section lists the InfoPrint Manager PSF messages explanations in ascending order.

## 0420-001

This message identifies the code page that should be used when you print the messages in this product message file.

## 0420-002

ERROR: Not enough memory is available for data storage.

### Explanation:

There is not enough memory available to complete program initialization.

### System action:

The program cannot continue.

### User response:

Use local problem-reporting procedures to report this message.

## 0420-003

ERROR: Data cannot be initialized at the actual destination.

### Explanation:

The IPDS commands required to erase downloaded resources and page data from the device were not successfully received by the device. A significant communications problem exists between InfoPrint Manager and the device.

### System action:

InfoPrint Manager does not complete the requested operation.

### User response:

Turn the actual destination power off and back on. Use either the Enable Action icon from the Actions area on the GUI window or the **pdenable** command to start InfoPrint Manager and ready the device or devices. If the error cannot be corrected or the error occurs again, use local problem-reporting procedures to report this message.

## 0420-004

InfoPrint Manager encountered a memory constrained condition.

### Explanation:

The system encountered a memory constrained condition while processing the current print job.

### System action:

The job will continue to be processed, but system performance will be degraded.

### User response:

Use local problem-reporting procedures to report this message.

**0420-005**

ERROR: InfoPrint Manager is out of IPDS buffers.

**Explanation:**

InfoPrint Manager has run out of IPDS data buffers. All attempts to free unused buffers have failed.

**System action:**

InfoPrint Manager cannot proceed.

**User response:**

Use local problem-reporting procedures to report this message.

**0420-006**

ERROR: The Accounting user-exit program \_\_\_\_ reported a recoverable error (return code=\_\_\_\_).

**Explanation:**

The user-exit program specified in the message reported a recoverable job completion error.

**System action:**

InfoPrint Manager records the error in the error log and continues processing the print job. The user-exit program remains active.

**User response:**

See the documentation for the user-exit program or the person who developed the user-exit program to determine the meaning of the return code specified in the message.

**Note**

The sample user-exit program supplied with InfoPrint Manager does not generate this error.

**0420-007**

ERROR: The Accounting user-exit program \_\_\_\_ reported an error from which it cannot recover.

**Explanation:**

The user-exit program specified in the message reported an error that caused the user-exit program to end.

**System action:**

InfoPrint Manager records this error message in the error log and continues processing the print job. The user-exit program ends, and InfoPrint Manager removes it from memory. This program will not be called again for this InfoPrint Manager instance.

**User response:**

See the documentation for the user-exit program or the person who developed the user-exit program for further information on the cause of this error.

**Note**

The sample user-exit program supplied with InfoPrint Manager does not generate this error.

**0420-008**

ERROR: The Header Page user-exit program \_\_\_\_ ended the print job.

**Explanation:**

The user-exit program specified in the message ended the print job based on conditions defined by the user-exit program.

**System action:**

The print job ends. InfoPrint Manager leaves the user-exit program active in memory.

**User response:**

Contact the person who developed the user-exit program for more information on the cause of this error.

**0420-009**

ERROR: InfoPrint Manager cannot find the Accounting user-exit program \_\_\_\_ in the expected path \_\_\_\_ (return code=\_\_\_\_).

**Explanation:**

InfoPrint Manager dynamically loads a user-exit program into memory prior to running the program. The user-exit program was not in the path specified in this message.

**System action:**

InfoPrint Manager cannot start this InfoPrint Manager instance.

**User response:**

Look at the PATH statement in the `/etc/environment` file. Check that the PATH statement includes the directory in which the user-exit program is located. In addition to the path specified in the `/etc/environment` file, `/usr/lpp/psf/bin` is also a valid directory location for the user-exit program. Check that the user-exit program name on the `-x` option of the `pdcreate` command is correct. If both the path and the program name are correct, use local problem-reporting procedures to report this message and the return code number that it contains.

**0420-010**

ERROR: The Accounting user-exit program \_\_\_\_ refers to a function \_\_\_\_ that cannot be found (return code=\_\_\_\_).

**Explanation:**

InfoPrint Manager successfully loaded the user-exit program into memory, but the user-exit program made a function call to a function that cannot be found.

**System action:**

InfoPrint Manager cannot start this InfoPrint Manager instance.

**User response:**

Contact the person who developed the user-exit program. The program might have been compiled incorrectly, or the name of the function that cannot be found might have been misspelled. Use local problem-reporting procedures to report this message and the return code that it contains.

**0420-011**

ERROR: A syntax error was detected with \_\_\_\_ line \_\_\_\_ for value \_\_\_\_.

**Explanation:**

A syntax error was found in the GRID file specified in the message. Ensure that the value meets the following syntax rules for the appropriate field:

**charset**

Must not contain more than 8 characters and include characters permitted within resource names by the AFP data stream and within filenames by the operating system.

**codepage**

Must not contain more than 8 characters and include characters permitted within resource names by the AFP data stream and within filenames by the operating system.

**fgid**

Must be a numeric decimal value in the range 1 - 65534.

**cpgid**

Must be a numeric decimal value in the range 1 - 65534.

**gcsgid**

Must be a numeric decimal value in the range 1 - 65534 or an asterisk (\*) which indicates a 'wildcard' or a dash (-) which indicates that no identifier is being specified.

**vsize**

Must be a numeric decimal value in the range 1 - 65534 or an asterisk (\*) which indicates a 'wildcard' or a dash (-) which indicates that no vertical size is being specified.

**width**

Must be a numeric decimal value in the range 1 - 65534 or an asterisk (\*) which indicates a 'wildcard' or a dash (-) which indicates that no width is being specified.

**attributes**

Must consist either of some combination of the characters 'B' for bold, 'I' for italic, and 'D' for doublewide. Or a dash (-) which indicates that nothing is being specified. These characters are not case-sensitive.

**System action:**

InfoPrint Manager cannot start this InfoPrint Manager instance.

**User response:**

Edit the GRID file and ensure that the value that caused the error follows the syntax rules for that field.

**0420-012**

ERROR: Destination type \_\_\_\_ is not valid.

**Explanation:**

The actual destination type specified to InfoPrint Manager is not valid.

**System action:**

InfoPrint Manager cannot start this InfoPrint Manager instance.

**User response:**

Use local problem-reporting procedures to report this message.

**0420-013**

ERROR: The actual destination reported a configuration that InfoPrint Manager does not support.

**Explanation:**

The actual destination, specified in an accompanying message, reported that it has a certain hardware or software feature. InfoPrint Manager does not support or cannot communicate with that feature.

**System action:**

InfoPrint Manager cannot start this InfoPrint Manager instance.

**User response:**

Use local problem-reporting procedures to report this message.

**0420-014**

ERROR: The specified actual destination does not have full IPDS capability, status code X'\_\_\_\_'.

**Explanation:**

InfoPrint Manager can communicate with the actual destination specified in the accompanying message, but this actual destination does not have complete Intelligent Printer Data Stream (IPDS) capabilities, and the resulting printed output might contain printing errors. The status code in the error message indicates which IPDS capabilities were present or missing. To interpret the status code, first expand each of the three hex bytes into bit representation. For example: X'FF DC 50' expands to '11111111 11011100 01010000'. A '1' indicates that a capability is present. A '0' indicates that a capability expected for this type of actual destination is not present. Starting with the leftmost bit, the capabilities are:

- DC1 (Device Control)
- PT1 (PTOCA)
- IM image
- Coded font
- Bounded box font
- Unordered text
- Unordered image blocks
- Multiple copy groups
- 0 degree scan-line direction
- 90 degree scan-line direction
- 180 degree scan-line direction
- 270 degree scan-line direction

- 0 degree font inline sequence
- 90 degree font inline sequence
- 180 degree font inline sequence
- 270 degree font inline sequence
- 0, 90 text orientation
- 90, 180 text orientation
- 180, 270 text orientation
- 270, 0 text orientation
- Reserved (always 0)
- Reserved (always 0)
- Reserved (always 0)

**System action:**

InfoPrint Manager continues processing the print job.

**User response:**

Note the missing capabilities identified by the status code in the message. Check the printed output, and determine if it is acceptable. If it is not acceptable, either use local problem-reporting procedures to report the actual destination problem or send the print job to a actual destination that has the missing IPDS capabilities. In addition, verify that the target actual destination is supported by the level of InfoPrint Manager you are using.

**0420-016**

The printer does not support True Type/Open Type fonts as secondary resources in Data Object Resource Equivalence 2 (DORE2) command or in DORE command.

**Explanation:**

InfoPrint Manager displays this message when the printer does not support True Type/Open Type fonts as secondary resources in DORE2 command or in DORE command and one of the following occurs:

- A True Type/Open Type font was specified in Include Object (IOB) structured field for a PDF or SVG object.
- A True Type/Open Type font was specified in Preprocess Presentation Object (PPO) structured field for a PDF or SVG object.
- A True Type/Open Type font was specified in Map Data Resource (MDR) structured field for a PDF or SVG object.

When support for DORE2 command and/or support for mapping TrueType/OpenType Fonts in the DORE2 command is reported, the property pair X'120B' is retired. The property pair X'120B' indicates support for TrueType/OpenType fonts as secondary resources in the DORE command.

**System action:**

InfoPrint Manager stops processing the file when the error occurs. InfoPrint Manager cancels the print job.

**User response:**

Resubmit this print request to a printer that supports True Type/Open Type fonts as secondary resources in DORE2 command or in DORE command.

#### 0420-017

An invalid HAID pool was specified in the Data Object Resource Equivalence 2 (DORE2) command.

##### **Explanation:**

The actual destination reported that an invalid or unsupported HAID pool parameter value was specified in the Data Object Resource Equivalence 2 (DORE2) command.

##### **System action:**

The printer will search the data-object-resource HAID pool and InfoPrint will try to continue printing.

##### **User response:**

Examine the output and the rest of the messages to determine if there were any printing problems.

#### 0420-018

ERROR: InfoPrint Manager could not complete the internal function \_\_\_\_ (return code=\_\_\_\_, process=\_\_\_\_).

##### **Explanation:**

InfoPrint Manager issues this message for time-out conditions. One of the conditions that causes this message is the expiration of the intervention-timer attribute. The timer expires when the actual destination operator does not respond to an operator-intervention condition at the actual destination within the specified amount of time.

##### **System action:**

After InfoPrint Manager issues this message, the queue devices associated with the actual destination are brought down. Then InfoPrint Manager disables the actual destination.

##### **User response:**

Correct the operator-intervention condition at the actual destination. Check the value specified for the intervention-timer attribute. The maximum amount of time that can be specified is 9998 seconds, or approximately 2.8 hours. If the actual destination is in an area where operator-intervention is likely not to occur within the time limit, change the timer value to 9999, which indicates no time limit. In order for InfoPrint Manager to recognize that the operator-intervention has been corrected, stop and restart InfoPrint Manager. If the error cannot be corrected or the error occurs again, use local problem-reporting procedures to report this message.

#### 0420-019

ERROR: Destination communications initialization was not successful.

##### **Explanation:**

A problem occurred while attempting to start the actual destination-communications secondary process.

##### **System action:**

InfoPrint Manager cannot start this InfoPrint Manager instance.

**User response:**

Use either the Enable Action icon from the Actions area on the GUI window or the `pdenable` command to start InfoPrint Manager and ready the device or devices. After the devices are ready, InfoPrint Manager starts automatically if there are queued jobs or after the first print job is sent. If the error cannot be corrected or the error occurs again, use local problem-reporting procedures to report this message.

**0420-020**

ERROR: Cannot link to the actual destination at address \_\_\_\_\_.

**Explanation:**

The actual destination cannot be reached through the physical attachment or network. The actual destination can be reached, but it will not accept the connection request.

InfoPrint displays this message when one of the following occurs:

- The destination is not powered on.
- The destination is not physically attached.
- The destination TCP/IP attachment has not been enabled.
- The destination is not accepting the connection request.
- Duplicate IP addresses exist.
- InfoPrint writes the trace information to the `/var/psf/printername` directory. If the `/var/psf` filesystem is full on InfoPrint Manager for AIX or InfoPrint Manager for Linux, or the `<install-path>\var\psf\printername` directory is full on InfoPrint Manager for Windows, the trace information is not written.
- The wrong Internet address or port number was specified when the TCP/IP-attached destination was configured for use with InfoPrint.
- The destination is being used by another InfoPrint instance or by another Print Services Facility program. For example, on InfoPrint Manager, another user used the default setting for the `destination-release-timer` value of 9999. The default means never release the device. Only one instance of InfoPrint or one instance of another Print Services Facility program can communicate with a destination.

**System action:**

InfoPrint disables the actual destination.

**User response:**

Ensure that the destination is powered on and that it is physically connected to the network. To test the integrity of the physical attachment or network on TCP/IP attached printers, use the `ping` command with the address specified in the message. To test whether the actual destination will accept the connection request, use the `telnet` command specifying both the IP address in the message and the printer IPDS port number (such as 5001 or 9100). The device must accept this `telnet` command in order for InfoPrint Manager to communicate with it through the IPDS protocol. For example, a successful connection looks like this:

```
telnet 9.17.82.238 5001
Trying...
Connected to 9.17.82.238
Escape character is '^]'
```



 **Note**

To end the telnet session, type exit at the prompt.

When the device rejects the connection request, this is the result:

```
telnet 9.17.82.238 5001
Trying...
telnet:connect: A remote host refused an attempted connection operation.
```

When a device fails to connect, there is a physical problem that requires the attention of the service representative or the OEM printer hardware support. When you supply an incorrect IP address or port, this is the result:

```
telnet 10.0.0.14 5001
Trying...
telnet:connect: A remote host did not respond in the timeout period.
```

If the destination is connected using TCP/IP, make sure that the Internet address and port number are correct. To test for duplicate IP address conditions: first ping the printer, then turn off the printer, and ping the same IP address again. If both commands are successful, you have another device using the IP address specified for the printer. Contact your local network support personnel. If you have been running a trace, verify that the filesystem or disk partition containing /var/psf on InfoPrint Manager for AIX or InfoPrint Manager for Linux, or <install-path>\var\psf on InfoPrint Manager for Windows is not full. If it is full, then cleanup unneeded files, enlarge the filesystem/disk partition, or process fewer jobs to make space available. Otherwise, your response depends on what kind of destination is at the address in the message. If this destination is being shared by another InfoPrint instance or by another Print Services Facility program increase the value of the destination connection-timeout attribute or decrease the release-timeout on the other printer definition.

## 0420-021

The printer active setup name has changed.

### Explanation:

The active setup name has changed, in one of the following ways:

- A change from one active setup name to another active setup name
- A change from no active setup name to an active setup name
- A change from an active setup name to no active setup name
- A change from an active setup name to the same active setup name but the settings corresponding to the setup name have been modified, for example if an operator edits the definition of the active setup name.

### System action:

InfoPrint continues processing the print job.

### User response:

Examine the printed output to see if it is satisfactory.

## 0420-022

Unsupported setup name in an Activate Setup Name command. Printing continues.

**Explanation:**

An Activate Setup Name (ASN) command requested a setup name that is not supported by the printer. Setup names and their meanings are assigned by the printer user and must be known to the printer before the ASN command is issued.

**System action:**

The actual destination profile controls the continuation of the print request. The default action is to report the error(s) and stop processing the file. InfoPrint continues processing the file.

**User response:**

Examine the printed output to see if it is satisfactory.

**0420-023**

ERROR: The intervention-timer attribute expired. The actual destination still requires intervention.

**Explanation:**

The intervention-timer attribute expired while waiting for the actual destination to be ready.

**System action:**

This InfoPrint instance has ended. InfoPrint may attempt to start printing again. If InfoPrint attempts to print again on an actual destination that requires intervention, it may be unable to communicate with the actual destination until the intervention condition is corrected and the actual destination is ready.

**User response:**

Correct the intervention condition at the actual destination.

**0420-024**

Unable to activate a setup name requested by an ASN command. Printing continues.

**Explanation:**

An Activate Setup Name (ASN) command requested a supported setup name, but the printer cannot activate the setup name without an operator intervention.

**System action:**

The actual destination profile controls the continuation of the print request. The default action is to report the error(s) and stop processing the file. InfoPrint continues processing the file.

**User response:**

Examine the printed output to see if it is satisfactory.

**0420-026**

The Activate Setup Name command was not successful. Printing continues.

**Explanation:**

An Activate Setup Name (ASN) command was issued, but the specified setup name was not activated and the printer did not specify the reason.

**System action:**

The actual destination profile controls the continuation of the print request. The default action is to report the error(s) and stop processing the file. InfoPrint continues processing the print job.

**User response:**

Examine the printed output to see if it is satisfactory.

**0420-027**

Invalid query type in an XOA RSNL command.

**Explanation:**

An invalid query-type value was specified in an XOA Request Setup Name List command.

**System action:**

InfoPrint continues processing the print job.

**User response:**

Examine the printed output to see if it is satisfactory.

**0420-028**

ERROR: The actual destination reported a channel-command that is not valid.

**Explanation:**

InfoPrint Manager sent a channel command to the actual destination that is not valid.

**System action:**

InfoPrint Manager stops processing the file at the point of the error. If there are other files in this print job, InfoPrint Manager resumes processing starting with the next file in the job; otherwise, InfoPrint Manager cancels the job.

**User response:**

Use either the Enable Action from the Actions area on the GUI or the **pdenable** command to stop and restart InfoPrint Manager. If the error cannot be corrected or the error occurs again, use local problem-reporting procedures to report this message.

**0420-029**

ERROR: The actual destination requires intervention.

**Explanation:**

The actual destination specified in the accompanying message has a problem that must be corrected by the system user.

**System action:**

After the actual destination problem is corrected, InfoPrint Manager recovers from the point of the error and printing continues.

**User response:**

Follow the instructions in the documentation for the actual destination to correct this problem.

**0420-030**

The printer does not support Invoke Tertiary Resource (X' A2 ') triplet.

**Explanation:**

InfoPrint found an FQN X' EE ' triplet, and the actual destination does not support tertiary CMR.

**System action:**

If the formdef being used to process this print request contains a color fidelity triplet (x' 75 '), the continuation and reporting settings from the formdef control the system action. If there is no color fidelity triplet in the formdef, the default action is to not report the error(s) and continue processing the print request.

**User response:**

The print request requires QR Code with Image tertiary resource support defined under the Device Control Command-Set Vector. Resubmit this print request to an actual destination that supports QR Code with Image tertiary resource.

**0420-031**

The printer does not support Invoke Tertiary Resource (X' A2 ') triplet.

**Explanation:**

InfoPrint found an FQN X' EE ' triplet, and the actual destination does not support tertiary CMR. Processing continues.

**System action:**

If the formdef being used to process this print request contains a color fidelity triplet (x' 75 '), the continuation and reporting settings from the formdef control the system action. If there is no color fidelity triplet in the formdef, the default action is to not report the error(s) and continue processing the print request.

**User response:**

The print request requires QR Code with Image tertiary resource support defined under the Device Control Command-Set Vector. Resubmit this print request to an actual destination that supports QR Code with Image tertiary resource.

**0420-032**

ERROR: InfoPrint Manager reported an internal error during initialization.

**Explanation:**

InfoPrint Manager's initialization routine received a null actual destination name.

**System action:**

InfoPrint Manager cannot start this InfoPrint Manager instance.

**User response:**

Use local problem-reporting procedures to report this message.

**0420-033**

ERROR: InfoPrint Manager cannot process the print job because there is not enough memory available.

**Explanation:**

PSF cannot allocate the required memory.

**System action:**

PSF cannot start this PSF instance or, if PSF is started, the instance that encountered the error terminated because there is not enough available memory.

**User response:**

Use local problem-reporting procedures to report this message.

**0420-034**

ERROR: InfoPrint Manager could not generate the name of the actual destination profile for actual destination \_\_\_\_.

**Explanation:**

InfoPrint Manager tried to process the configuration information for the actual destination, but could not create the actual destination profile.

**System action:**

InfoPrint Manager cannot start this InfoPrint Manager instance.

**User response:**

Use local problem-reporting procedures to report this message.

**0420-035**

Unsupported setup name in an Activate Setup Name command.

**Explanation:**

An Activate Setup Name (ASN) command requested a setup name that is not supported by the printer. Setup names and their meanings are assigned by the printer user and must be known to the printer before the ASN command is issued.

**System action:**

The actual destination profile controls the continuation of the print request. The default action is to report the error(s) and stop processing the file. InfoPrint stops processing the file.

**User response:**

Resubmit the file with a setup name supported by the printer.

**0420-036**

ERROR: InfoPrint Manager cannot use the actual destination profile \_\_\_\_\_. Create a new actual destination profile.

**Explanation:**

When the actual destination was configured for use by InfoPrint Manager, InfoPrint Manager created the actual destination profile file specified in this message. InfoPrint Manager can no longer use this file because of an error in the file's contents. The error must be corrected before configuration changes can be made for any of the actual destinations in the list.

### System action:

InfoPrint Manager cannot start this actual destination.

### User response:

Delete the actual destination profile file.

#### ↓ Note

You must have root or printq authority to add the actual destination.

### 0420-037

ERROR: InfoPrint Manager cannot open the actual destination profile \_\_\_\_.

### Explanation:

InfoPrint Manager cannot find the actual destination profile file specified in the message. The file might have been deleted or moved to a location that is not valid for actual destination profiles. By default, the file system used for the actual destination profile is `/var/psf/printername` where *printername* is the name of the actual destination that was specified when the actual destination was configured through the InfoPrint Manager SMIT configuration panels.

#### ↓ Note

When selected, certain InfoPrint Manager SMIT functions display a list of the available actual destinations to which the function can be applied. For example, selecting the Remove a Printer function from the InfoPrint Manager SMIT Manage a Printer menu causes InfoPrint Manager to display a list of the actual destinations configured for use by InfoPrint Manager. If InfoPrint Manager cannot use the information in the actual destination profile file for any of the listed actual destinations, InfoPrint Manager displays this message. The error must be corrected before configuration changes can be made for any of the actual destinations in the list.

### System action:

InfoPrint Manager cannot start this actual destination.

### User response:

Exit from the InfoPrint Manager SMIT panels, and return to the AIX command prompt. Check that the actual destination profile file exists and that the file is located in the correct directory. If the file does not exist, create a new actual destination profile file. To create the new profile, edit the `/etc/qconfig` file, and delete the references to the print queue and devices associated with the actual destination whose profile file is missing. Type `smi t psfcfg` at the command prompt to access the InfoPrint Manager SMIT configuration panels, and use the appropriate InfoPrint Manager SMIT panels, based on the type of actual destination, to add the actual destination again. Adding the actual destination creates a new actual destination profile.

#### ↓ Note

You must have root or printq authority to add the actual destination.

**0420-038**

ERROR: InfoPrint Manager cannot read the actual destination profile \_\_\_\_.

**Explanation:**

InfoPrint Manager opened the actual destination profile that contains information about the actual destination. However, the contents of the file are damaged, and InfoPrint Manager cannot read the file.

**System action:**

InfoPrint Manager cannot start this InfoPrint Manager instance.

**User response:**

Use local problem-reporting procedures to report this message.

**0420-039**

The copies value \_\_\_\_ specified for this print job is not valid. InfoPrint Manager will use a value of 1.

**Explanation:**

Valid values for the copy count are in the range of 1 to 255. The copy count value specified with this print request was not within this range.

**System action:**

InfoPrint Manager ignores the value specified for the number of copies, uses the default value of 1, and continues processing the print job.

**User response:**

If you need more than one copy, submit the job again, specifying a valid number of copies.

**0420-040**

The data check value \_\_\_\_ specified for this print job is not valid.

**Explanation:**

The print request specified a value for data check (DATAACK) that was not valid. The valid values are: BLOCK, UNBLOCK, BLKPOS, and BLKCHAR.

**System action:**

InfoPrint Manager ignores the specified value and uses the default value of BLOCK. This prevents positioning errors and invalid character errors from being reported.

**User response:**

Check the printed output, and determine if it is acceptable. If it is not, specify a valid data check value and submit the job again.

**0420-041**

No Job ID parameter was specified for this print job. The Job ID is now zero.

**Explanation:**

The spooler did not assign a Job ID for the print job.

**System action:**

The Job ID defaults to zero and processing of the job continues.

**User response:**

Use local problem-reporting procedures to report this message.

**0420-042**

The message count value \_\_\_\_ specified for this print job is not valid. InfoPrint Manager will use a value of 9999.

**Explanation:**

Valid message count values are in the range of 0 to 9999. A 0 value specifies that no messages print; a 9999 value specifies that all messages print. The message count value specified with the print request was not within this range.

**System action:**

InfoPrint Manager ignores the value specified for the message count, uses the default value of 9999, and continues processing the print job.

**User response:**

The message count can be specified from the command line with the **msgcount** keyword or from the SMIT Start an InfoPrint Manager Job Script panel with the Number of MESSAGES to print entry field. Select a value between 0 and 9999 when specifying a message count with a print request.

**0420-043**

The message level value \_\_\_\_ specified for this print job is not valid. Message level zero will be used.

**Explanation:**

. \* NOT USED IN InfoPrint Manager. You submitted a print request for an InfoPrint Manager destination. However, you used a command other than `enq -o` or the InfoPrint Manager SMIT panels, or you aren't using the default AIX spooler. Your command specified a message level value that is not between 0 and 16.

**System action:**

InfoPrint Manager ignores the specified value and uses the default value of 0. Processing of the print job continues.

**User response:**

Try to find out why your print submission command is not working properly.

**0420-044**

An attempt was made to use a file stack that was not initialized.

**Explanation:**

An attempt was made to use an internal InfoPrint Manager control structure, but the control structure was not initialized.

**System action:**



InfoPrint Manager automatically initializes the control structure and continues processing the print job. If the control structure's function is to end a process, InfoPrint Manager recognizes that a canceled state of a control structure is the same as the state of a control structure that has not been initialized and ignores the request.

**User response:**

This is an informational message; no response is required.

**0420-045**

An attempt was made to initialize a file stack that was already initialized.

**Explanation:**

An attempt was made to initialize an internal InfoPrint Manager control structure, but the control structure was already initialized.

**System action:**

InfoPrint Manager recognizes that the control structure is already initialized and continues processing the print job.

**User response:**

This is an informational message; no response is required.

**0420-046**

An attempt to initialize a file stack list was not successful.

**Explanation:**

The InfoPrint Manager internal list function did not return the required control structure during the initialization phase of this process.

**System action:**

InfoPrint Manager ends this InfoPrint Manager instance.

**User response:**

Use local problem-reporting procedures to report this message.

**0420-047**

An attempt was made to use an object stack that was not initialized.

**Explanation:**

An attempt was made to use an internal InfoPrint Manager control structure, but the control structure was not initialized.

**System action:**

InfoPrint Manager writes this error to the error log and continues processing the print job.

**User response:**

This is an informational message; no response is required.

### 0420-048

The actual destination reported a paper length check. Adjust or change the print media to correct this condition.

#### **Explanation:**

The actual destination specified in the accompanying message reported a paper length check error.

#### **System action:**

After the actual destination problem is corrected, InfoPrint Manager recovers and printing continues.

#### **User response:**

Follow the instructions in the documentation for the actual destination to correct this problem.

### 0420-050

Unable to activate a setup name requested by an ASN command.

#### **Explanation:**

An Activate Setup Name (ASN) command requested a supported setup name, but the printer cannot activate the setup name without an operator intervention.

#### **System action:**

The actual destination profile controls the continuation of the print request. The default action is to report the error(s) and stop processing the file. InfoPrint stops processing the file.

#### **User response:**

Activate the desired setup name and resubmit the file.

### 0420-051

An attempt to add an item to a file stack was not successful.

#### **Explanation:**

An attempt was made to add an item to an internal InfoPrint Manager control structure, but the add process was not successful.

#### **System action:**

InfoPrint Manager ends this InfoPrint Manager instance.

#### **User response:**

Use local problem-reporting procedures to report this message.

### 0420-052

ERROR: The device support process ended unexpectedly. Return code=\_\_\_\_\_.

#### **Explanation:**

The device support process of InfoPrint Manager has ended when it was not expected to end.

#### **System action:**

The secondary process ends. The primary process will time out while waiting for the secondary process. InfoPrint Manager logs the error and ends this InfoPrint Manager instance.

**User response:**

Use local problem-reporting procedures to report this message and the return code it contains.

**0420-053**

ERROR: A pre-processing or post-processing device that is connected to the actual destination is overloaded.

**Explanation:**

A pre- or post-processing-device overload means that the device was not able to keep up with the printing requirements of a page.

**System action:**

InfoPrint Manager recovers from the point of the error, and printing continues.

**User response:**

Examine the printed output to determine if it is acceptable. If it is not acceptable, simplify the pages that did not print. If the pages still do not print correctly, then consult the pre- or post-processing device documentation for proper procedures.

**0420-054**

The Activate Setup Name command was not successful.

**Explanation:**

An Activate Setup Name command was issued, but the specified setup name was not activated and the printer did not specify the reason.

**System action:**

The actual destination profile controls the continuation of the print request. The default action is to report the error(s) and stop processing the file. InfoPrint Manager stops processing the print job.

**User response:**

Resubmit the file. If the problem persists, contact your service representative.

**0420-055**

The actual destination output bin is full; empty the output bin.

**Explanation:**

The actual destination output bin is full and cannot accept any more printed output.

**System action:**

After the output bin is emptied, InfoPrint Manager recovers and printing continues.

**User response:**

Unload the actual destination output bin.

### 0420-056

An object stack list cannot be initialized.

#### **Explanation:**

The InfoPrint Manager internal list function did not return the required control structure during the initialization phase of this process. The required internal control structure could not be initialized.

#### **System action:**

InfoPrint Manager ends this InfoPrint Manager instance.

#### **User response:**

Use local problem-reporting procedures to report this message.

### 0420-057

A message was issued with too many message inserts.

#### **Explanation:**

An InfoPrint Manager message was issued with more than the maximum number of nine (9) message inserts.

#### **System action:**

InfoPrint Manager recognizes and reports the first nine message inserts in the message and continues processing the print job.

#### **User response:**

This is an informational message; no response is required.

### 0420-058

The actual destination is out of paper in the primary bin; add paper.

#### **Explanation:**

The actual destination is out of paper in the primary bin, and printing cannot continue.

#### **System action:**

After the primary bin is filled, InfoPrint Manager recovers and printing continues.

#### **User response:**

Add paper to the primary bin of the actual destination.

### 0420-059

The actual destination reported that a medium that is not valid has been selected for duplexing. Change the media in the actual destination to one that supports duplex printing.

#### **Explanation:**

The actual destination reports this condition when a medium that is not valid for duplexing is selected for duplex printing.

#### **System action:**

After the actual destination problem is corrected, InfoPrint Manager recovers and printing continues.

**User response:**

Change the media loaded in the actual destination to one that can be duplexed.

**0420-060**

The error occurred with the object type \_\_\_\_ with token name \_\_\_\_.

**Explanation:**

This message contains information that supplements other error messages in this error message group. Several messages of this type can occur, reflecting the hierarchical nature of the AFP data stream. Each token name is represented using the standard ASCII character set. EBCDIC token names are translated to ASCII for display purposes. If a structured field contains a token name that cannot be displayed using the standard ASCII character set, a blank identifier will appear in the message insert. For example, a token name of 'X'FFFFFFFFFFFFFFFF' will display as ' ' because 'X' does not represent a graphic character in the standard ASCII character set.

**System action:**

See the system actions for other error messages in this message group.

**User response:**

See the responses for other error messages in this message group.

**0420-061**

The actual destination is out of fuser oil; add fuser oil.

**Explanation:**

The actual destination is out of fuser oil.

**System action:**

After fuser oil is added, InfoPrint Manager recovers and printing continues.

**User response:**

Add fuser oil to the actual destination.

**0420-062**

The actual destination is out of one or more printer supplies.

**Explanation:**

The actual destination is out of one or more printer supplies.

**System action:**

After toner is added, InfoPrint Manager recovers and printing continues.

**User response:**

Refill or replace the printer supply on the actual destination.

### 0420-063

The printer does not support Setup Name (X'9E') triplet.

#### Explanation:

InfoPrint found a Setup Name (X'9E') triplet or a setup name was specified in the print submission command, but the actual destination does not support Setup Name (X'9E') triplet. Processing stops.

#### System action:

The actual destination profile specifies to stop processing the file. The default action is to report the error(s) and stop processing the file.

#### User response:

Resubmit this print request to an actual destination that supports Setup Name (X'9E') triplet.

### 0420-064

The printer does not support Setup Name (X'9E') triplet. Printing continues.

#### Explanation:

InfoPrint found a Setup Name (X'9E') triplet or a setup name was specified in the print submission command, but the actual destination does not support Setup Name (X'9E') triplet. Processing continues.

#### System action:

The actual destination profile specifies to continue processing the file. The default action is to report the error(s) and stop processing the file.

#### User response:

Examine the printed output to see if it is satisfactory.

### 0420-065

The Set Current Defaults (SCD) Instruction length for \_\_\_\_ attributes is invalid.

#### Explanation:

The error occurred in a Graphics Object Content Architecture (GOCA) image. The Set Current Defaults (SCD) Instruction length does not match the total length of the attributes described in the set mask.

#### System action:

InfoPrint Manager stops processing the page containing the error, and printing continues with the next page in the print job.

#### User response:

Correct the graphics data problem.

### 0420-066

A Begin Object Container structured field or a Begin Resource structured field specified an invalid object class: \_\_\_\_ for a Data Object Font OID.

**Explanation:**

InfoPrint Manager requires that the Object Classification Triplet ID X'10' from a Begin Object Container structured field or a Begin Resource structured field contains an object class field (byte 3) of X'41' (Data-object font) for a Data Object Font OID specified starting with byte 8.

**System action:**

InfoPrint Manager stops processing the file at the point of the error. If there are other files in this print job, InfoPrint Manager resumes processing starting with the next file in the job; otherwise, InfoPrint Manager cancels the job.

**User response:**

Within the Object Classification triplet, set the Object Class field to X'41', to indicate a Data-object font. For more information, consult the Mixed Object Document Content Architecture Reference.

**0420-089**

An item cannot be added to the object stack.

**Explanation:**

An attempt to add an item to an internal InfoPrint Manager control structure failed. This is an internal InfoPrint Manager error.

**System action:**

InfoPrint Manager ends this InfoPrint Manager instance.

**User response:**

Use local problem-reporting procedures to report this message.

**0420-090**

ERROR: The actual destination reported a data received after an acknowledgment required (ARQ) error.

**Explanation:**

Either a actual destination internal microcode error or an InfoPrint Manager internal logic error occurred.

**System action:**

InfoPrint Manager stops processing the file at the point of the error. If there are other files in this print job, InfoPrint Manager resumes processing starting with the next file in the job; otherwise, InfoPrint Manager cancels the job.

**User response:**

Use local problem-reporting procedures to report this message.

**0420-091**

A memory allocation error occurred for InfoPrint Manager message services.

**Explanation:**

InfoPrint Manager cannot obtain required memory from the AIX operating system.

**System action:**

InfoPrint Manager continues processing the print job and writes any new messages for the print job to the actual destination's error log.

**User response:**

Make more memory available to InfoPrint Manager by closing any unneeded processes. Check for other error conditions in the actual destination's error log. By default, the path and the name of the error log file are `/var/psf/printername/error.log`, where *printername* is the name of the actual destination that was specified when the actual destination was configured with the InfoPrint Manager SMIT configuration panels.

**0420-092**

InfoPrint Manager cannot open file \_\_\_\_\_. This file contains the error messages that InfoPrint Manager prints at the end of the print job or logs in the job message log.

**Explanation:**

If errors occur during the print job, InfoPrint Manager writes the error messages to a temporary file. Depending on the value for the Disposition of job-related messages entry on the InfoPrint Manager SMIT Error Handling Options panel for this actual destination, InfoPrint Manager either prints the contents of this file at the end of the print job or copies this file into the job message log. InfoPrint Manager could not open the temporary file. The file system where InfoPrint Manager attempted to create the temporary file, by default `/var/psf/printername` (where *printername* is the name of the actual destination that was specified when the actual destination was configured with the InfoPrint Manager SMIT panels) might be full. If a different path for the error and trace logs was specified on the InfoPrint Manager SMIT Error Log and Trace Options panel, that path might not be valid.

**System action:**

InfoPrint Manager continues processing the print job. Any additional error messages that occur during the print job will not be recorded.

**User response:**

Check that the path for error and trace logs specified on the InfoPrint Manager SMIT Error Log and Trace Options panel is correct. If no path is specified, InfoPrint Manager defaults to the root directory when creating the temporary file. If the path is correct or the default path is being used, check that disk space is available in the file system, and make space available as necessary. Examine the printed output produced when the error occurred to determine if the output is acceptable. If it is not acceptable, enter the print request again, and then correct the errors that will now print at the end of the job.

**0420-093**

The actual destination is not ready and must be made ready before printing can continue.

**Explanation:**

The actual destination, specified in the accompanying message, reported to InfoPrint Manager that it is in a not-ready state. InfoPrint Manager cannot communicate with the actual destination until the actual destination is made ready.

**System action:**

After the actual destination is made ready, InfoPrint Manager recovers and printing continues.



**User response:**

Follow the instructions in the documentation for the actual destination to correct this problem.

**0420-094**

The following messages were generated for file \_\_\_\_ with Job ID \_\_\_\_\_. This file printed on the InfoPrint Manager actual destination \_\_\_\_\_, which is a \_\_\_\_\_ actual destination.

**Explanation:**

This informational message identifies the file name entered with the print request, the job ID assigned by the **qdaemon**, and the actual destination name and actual destination type obtained from the InfoPrint Manager actual destination profile for the actual destination.

**System action:**

InfoPrint Manager produces this message only if there are notable exceptions to be reported for the print job. See the system actions for other error messages in this message group.

**User response:**

This is an informational message; no response is required.

**0420-095**

ERROR: The actual destination reported an IPDS sequence that is not valid.

**Explanation:**

Either a actual destination internal microcode error or an InfoPrint Manager internal logic error occurred.

**System action:**

InfoPrint Manager stops processing the file at the point of the error. If there are other files in this print job, InfoPrint Manager resumes processing starting with the next file in the job; otherwise, InfoPrint Manager cancels the job.

**User response:**

Use local problem-reporting procedures to report this message.

**0420-096**

ERROR: The actual destination reported an IPDS command code error that is not valid.

**Explanation:**

Either an actual destination internal microcode error or an InfoPrint Manager internal logic error occurred.

**System action:**

InfoPrint Manager stops processing the file at the point of the error. If there are other files in this print job, InfoPrint Manager resumes processing starting with the next file in the job; otherwise, InfoPrint Manager cancels the job.

**User response:**

Use local problem-reporting procedures to report this message.

**0420-097**

ERROR: Looping was detected during error recovery. Destination communications are ending.

**Explanation:**

Looping was detected during error recovery. This usually indicates that the actual destination and InfoPrint Manager are not able to communicate because the actual destination is not of the type specified in the actual destination profile file.

**System action:**

InfoPrint Manager ends this InfoPrint Manager instance.

**User response:**

Check that the actual destination is of the type specified in the actual destination profile file. If it is, use local problem-reporting procedures to report this condition.

**0420-098**

The error occurred while printing page \_\_\_\_ of copy \_\_\_\_ of this print job.

**Explanation:**

This message identifies the copy set number and the page on which an error described in an accompanying message occurred.

**System action:**

See the system actions for other error messages in this message group.

**User response:**

This is an informational message; no response is required.

**0420-099**

InfoPrint Manager found an error on a page that no longer exists (return code=\_\_\_\_).

**Explanation:**

An error occurred on a specific page, but InfoPrint Manager cannot find the internal representation of this page. Other errors might have occurred due to this problem.

**System action:**

InfoPrint Manager writes this message to the actual destination's error log and continues processing the print job.

**User response:**

Save the error log for the actual destination, and use local problem-reporting procedures to report this message. By default, the path and the name of the error log file are `/var/psf/printername/error.log`, where *printername* is the name of the actual destination that was specified when the actual destination was configured with the InfoPrint Manager SMIT configuration panels.

**0420-100**

ERROR: The Message user-exit program \_\_\_\_ ended the print job.

**Explanation:**

The user-exit program specified in the message ended the print job based on conditions defined by the user-exit program.

**System action:**

The print job ends. InfoPrint Manager leaves the user-exit program active in memory.

**User response:**

Contact the person who developed the user-exit program for more information on the cause of this error.

**0420-101**

ERROR: The actual destination reported a disabled input bin. Bin number \_\_\_\_ cannot be used until the bin has been enabled or repaired.

**Explanation:**

The bin specified in the message has been disabled from the actual destination-operator panel or by a hardware problem that requires service.

**System action:**

InfoPrint Manager stops processing the file at the point of the error. Any page processed for the disabled bin is flushed; this includes the header page. If there are other files in this print job, InfoPrint Manager resumes processing starting with the next file in the job, but the output will be printed on media fed from another bin. If there are no other files in this print job, InfoPrint Manager cancels the job. No jobs will be printed on this actual destination using the disabled bin until the actual destination operator enables the bin.

**User response:**

If the actual destination reporting the error can have bins disabled from the operator panel, determine why the specified bin was disabled and enable the bin. In order for InfoPrint Manager to recognize that the bin problem has been corrected, you must stop and restart InfoPrint Manager. If the error cannot be corrected or the error occurs again, use local problem-reporting procedures to report this message.

**0420-102**

ERROR: The actual destination reported a duplexing error. The actual destination can print only in simplex mode.

**Explanation:**

The actual destination's duplex paper-path has been disabled from the operator panel or by a hardware problem that requires service. The actual destination can produce only simplex printed output until the duplex paper-path problem is corrected.

**System action:**

InfoPrint Manager stops processing the file at the point of the error. If there are other files in this print job, InfoPrint Manager resumes processing starting with the next file in the job, but the output will be printed on one side only. If there are no other files in this print job, InfoPrint Manager cancels the job. No jobs will be printed in duplex on this actual destination until the actual destination operator enables the duplexing function.

**User response:**

If the actual destination reporting the error can have the duplex paper path disabled using the operator panel, determine why the duplex paper path was disabled and enable it. In order for InfoPrint Manager to recognize that the duplex paper path has been enabled, you must stop and restart InfoPrint Manager. If the error cannot be corrected or the error occurs again, use local problem-reporting procedures to report this message.

**0420-103**

ERROR: The actual destination reported an offset-stacker error. Printing will continue without offset stacking.

**Explanation:**

The actual destination's offset stacker has been disabled from the operator panel or by a hardware problem that requires service. The actual destination cannot offset stack the printed output until the offset-stacker problem is corrected.

**System action:**

InfoPrint Manager continues processing the print job. Printed output will not be offset.

**User response:**

Correct the offset-stacker problem, and restart the actual destination. In order for InfoPrint Manager to recognize that the offset-stacker problem has been corrected, you must stop and restart InfoPrint Manager. If the error cannot be corrected or the error occurs again, use local problem-reporting procedures to report this message.

**0420-104**

ERROR: The actual destination reported an image generator error.

**Explanation:**

An image generator is part of the actual destination's hardware that processes images, graphics, and text to compose the page and transfer the page to the print media. The actual destination reported a problem with its image generator.

**System action:**

InfoPrint Manager recovers from the point of the error, and printing continues.

**User response:**

Check the printed output, and determine if it is acceptable. If the printed output is not acceptable, use local problem-reporting procedures to report this message.

**0420-105**

ERROR: The actual destination reported an IPDS negative acknowledgement (NACK) that caused InfoPrint Manager to end unexpectedly.

**Explanation:**

An IPDS negative acknowledgement caused InfoPrint Manager to end.

**System action:**

InfoPrint Manager ends this InfoPrint Manager instance.

**User response:**

Use local problem-reporting procedures to report this message.

**0420-106**

ERROR: The actual destination reported a printing overrun error.

**Explanation:**

The actual destination reported a printing overrun error while attempting to position image or text on a page at a location that had already passed. Examples of conditions that can cause this error are attempts to place too many images on a page or requesting too many overstrikes on a page.

**System action:**

InfoPrint Manager ends the print job.

**User response:**

Simplify the page that caused the error, and submit the print request again. This page might print correctly, without any simplification, on a different type of actual destination.

**0420-107**

ERROR: The actual destination reported a printing overrun error.

**Explanation:**

The actual destination reported a recoverable hardware error to InfoPrint Manager.

**System action:**

InfoPrint Manager recovers from the point of the error, and printing continues.

**User response:**

Check the printed output, and determine if it is acceptable. If the results are not acceptable, send the print job again. If the hardware error occurs again, use local problem-reporting procedures to report this message.

**0420-108**

InfoPrint Manager could not write to the file \_\_\_\_\_. This file contains error messages that print out at the end of the print job or are logged in the job message log.

**Explanation:**

If errors occur while InfoPrint Manager processes the print job, InfoPrint Manager collects the errors in a temporary file. However, InfoPrint Manager cannot put any more data into this temporary file. The file system where the temporary file resides might be out of space.

**System action:**

InfoPrint Manager continues processing the print job, but any errors that were written to the temporary file are lost. InfoPrint Manager writes any new error messages to the actual destination's error log.

**User response:**

Check that the file system where the file specified in the message resides has enough space. Check the error log for any other errors that might have occurred during the print job. By default, the path and the name of the error log file are `/var/psf/printername/error.log`, where *printername* is the name of the actual destination that was specified when the actual destination was configured with the InfoPrint Manager SMIT configuration panels.

1

**0420-109**

ERROR: The actual destination reported a channel sequence error.

**Explanation:**

Either an actual destination internal microcode error or an InfoPrint Manager internal logic error occurred.

**System action:**

InfoPrint Manager stops processing the file at the point of the error. If there are other files in this print job, InfoPrint Manager resumes processing starting with the next file in the job; otherwise, InfoPrint Manager cancels the job.

**User response:**

Use local problem-reporting procedures to report this message.

**0420-113**

ERROR: The extension field length of a Structured-Field Introducer contains the value X'\_\_\_\_', which is not valid.

**Explanation:**

A Structured-Field Introducer (SFI) flag byte indicates that an SFI extension is present (SFI flag byte bit 0 is on), but the SFI extension field length is not valid. The extension field length must be greater than zero but cannot be larger than the overall structured field length in bytes 0-1. See the 'MO: DCA Reference' for further information on this structured field.

**System action:**

InfoPrint Manager stops processing the file at the point of the error. If there are other files in this print job, InfoPrint Manager resumes processing starting with the next file in the job; otherwise, InfoPrint Manager cancels the job.

**User response:**

Use the accompanying messages to determine if the structured field causing the error is in the input file or in a resource referenced by the input file. The program or person who created the input file or resource most likely caused the error. Correct the error in the input file or resource and send the job again.

**0420-114**

ERROR: The padding length field of a Structured-Field Introducer contains the value X'\_\_\_\_', which is not valid.

**Explanation:**

A Structured-Field Introducer (SFI) flag byte indicates that the structured field contains padding (SFI flag byte bit 4 is on), but the padding length specified is not valid. This is caused by either of the following conditions:

- The 3-byte form of the padding length is used, and the padding length specified is less than 3.
- The padding length specified is larger than the total structured field length in bytes 0-1. See the 'MO:DCA Reference' for further information on this structured field.

**System action:**

InfoPrint Manager stops processing the file at the point of the error. If there are other files in this print job, InfoPrint Manager resumes processing starting with the next file in the job; otherwise, InfoPrint Manager cancels the job.

**User response:**

Use the accompanying messages to determine if the structured field causing the error is in the input file or in a resource referenced by the input file. The program or person who created the input file or resource most likely caused the error. Correct the error in the input file or resource and send the job again.

**0420-115**

ERROR: The actual destination cannot be initialized.

**Explanation:**

The actual destination, specified in an accompanying message, cannot be initialized, and no printing can occur.

**System action:**

InfoPrint Manager cannot start this InfoPrint Manager instance.

**User response:**

Check the actual destination for an operator-intervention condition. Follow the instructions in the documentation for the actual destination to correct this problem. If the error cannot be corrected or the error occurs again, use local problem-reporting procedures to report this message.

**0420-120**

An empty page queue was not expected.

**Explanation:**

An internal InfoPrint Manager control structure contains no entries, and entries were expected.

**System action:**

InfoPrint Manager writes this error to the error log and continues processing the print job. Immediately following this message in the error log is the error that was being processed when this condition occurred.

**Note**

Any other errors that occur following this error might not be reported in as much detail as they would have been reported had this error condition not occurred.

**User response:**

Correct all other errors that occurred during this print job.

### 0420-122

A actual destination door is open; close the door.

#### Explanation:

The actual destination specified in an accompanying message reported to InfoPrint Manager that one of its doors or covers is open. InfoPrint Manager cannot communicate with the actual destination until the door or cover is closed.

#### System action:

After the door or cover is closed, InfoPrint Manager recovers and printing continues.

#### User response:

Close the actual destination door or cover.

### 0420-124

ERROR: Structured field \_\_\_\_ (\_\_\_\_) was received when one of the following structured fields was expected: \_\_\_\_.

#### Explanation:

A structured field was read that is not valid at the current point within the data stream. See the 'MO: DCA Reference' for further information on this structured field.

#### System action:

InfoPrint Manager stops processing the file at the point of the error. If there are other files in this print job, InfoPrint Manager resumes processing starting with the next file in the job; otherwise, InfoPrint Manager cancels the job.

#### User response:

Use the accompanying messages to determine if the structured field causing the error is in the input file or in a resource referenced by the input file. The program or person who created the input file or resource most likely caused the error. Correct the error in the input file or resource and send the job again.

### 0420-127

Because of the error reported below, InfoPrint Manager cannot process the font made up of the code page \_\_\_\_ and the font character set \_\_\_\_.

#### Explanation:

InfoPrint Manager detected an error or errors that prevented the font specified in the message from being processed. Other error messages in this message group provide further information on the cause of the error.

#### System action:

See the system actions for other error messages in this message group.

#### User response:

See the responses for other error messages in this message group.



**0420-128**

ERROR: InfoPrint Manager cannot find or cannot access the \_\_\_\_ resource named \_\_\_\_.

**Explanation:**

The print job requires a resource, but either InfoPrint Manager cannot locate the resource in the expected path, or you do not have read access to the resource. The resource file might have been moved or deleted, or it might have a different name than was supplied to InfoPrint Manager. If the resource is a Data Object font, then there are the following possibilities:

- The RAT (Resource Access Table) is not in the resource path.
- The RAT does not contain the data object font.
- The data object font is not contained in any collection listed in the RAT.
- The data object font is a linked font, but that font does not occur in the RAT as a separate entry.

**Note**

If a structured field contains a resource file name that cannot be displayed using the standard ASCII character set, blanks appear instead of the resource file name.

**System action:**

If this is the only file in the print job, InfoPrint Manager cancels the job. If there are multiple files in the print job and you specified a form definition with the print request, InfoPrint Manager processes each subsequent file but issues this error for each file. If there are multiple files in the print job and the default form definition is causing the error, only files that specify valid inline form definitions will print. The default form definition is specified as an attribute of the actual destination.

**User response:**

Check that the name of the requested resource supplied to InfoPrint Manager is correct and that you have read permission for the resource. If the name and permission level are correct, locate the resource and note its path. Then, use the GUI window to specify the resource's location through the resource-context object. Also, resource path information can be specified with the PSFPATH environment variable. If the resource does not exist, it must be either created or installed before it can be used by InfoPrint Manager.

**0420-129**

ERROR: Auxiliary-sheet data cannot print because InfoPrint Manager cannot open a system buffer.

**Explanation:**

Data supplied by an auxiliary-sheet object is normally copied into a system buffer before it is converted and printed. InfoPrint Manager could not open this buffer. The file system that contains the actual destination profile or the temporary files might be full.

**System action:**

InfoPrint Manager continues processing the print job, but any data created by an auxiliary-sheet object will not print.

**User response:**

Check that the file system containing the actual destination profile has enough space. By default, the file system used for the actual destination profile is `/var/psf/printername` where *printername* is the name of the actual destination that was specified when the actual destination was configured. If

the error cannot be corrected or the error occurs again, use local problem-reporting procedures to report this message.

### 0420-130

ERROR: The name of the resource in error is \_\_\_\_\_.

#### Explanation:

The resource specified in this message is either causing the error or is associated with the cause of the error. If the resource is an overlay, the error can be caused by a font or another resource used by that overlay.

#### System action:

See the system actions for other error messages in this message group.

#### User response:

See the responses for other error messages in this message group.

### 0420-131

ERROR: InfoPrint Manager cannot open the file \_\_\_\_\_ with job number \_\_\_\_\_.

#### Explanation:

The file specified in the message cannot be opened for processing. Possible causes include the file does not exist, you do not have read permission for the file, or the file was deleted from the print queue before the print job was sent to the InfoPrint Manager actual destination. Another possible cause is that the file is already open and in use by another program.

#### System action:

InfoPrint Manager stops processing the file at the point of the error. If there are other files in this print job, InfoPrint Manager resumes processing starting with the next file in the job; otherwise, InfoPrint Manager cancels the job.

#### User response:

Check that the file exists and that you have the permission level required to read the file; **x** permission is required for the directory containing the file and **r** permission is required for the file itself. If the file is in use by another application, wait until the other application has completed its use of the file.

### 0420-133

ERROR: The triplet length field \_\_\_\_\_ for the triplet with identifier X'\_\_\_\_\_' on the \_\_\_\_\_ structured field is not valid.

#### Explanation:

The length of the triplet specified in the message is not correct. Either the triplet length is too long, so that the triplet would extend beyond the end of the enclosing structured field or Map Coded Font Format 2 (MCF-2) repeating group, or the triplet length is less than the minimum length for that triplet. If the triplet length appears to be correct, check for an error in the structured field length or MCF-2 repeating group length. If the triplet hex ID is '?', one extraneous byte was found at the end of a structured field or MCF-2 repeating group. This byte was then interpreted as a triplet length

byte without an accompanying ID byte. See the 'MO:DCA Reference' for further information on this structured field.

**System action:**

InfoPrint Manager stops processing the file at the point of the error. If there are other files in this print job, InfoPrint Manager resumes processing starting with the next file in the job; otherwise, InfoPrint Manager cancels the job.

**User response:**

Use the accompanying messages to determine if the structured field causing the error is in the input file or in a resource referenced by the input file. The program or person who created the input file or resource most likely caused the error. Correct the error in the input file or resource and send the job again.

**0420-134**

ERROR: The actual destination reported an error with a resource that InfoPrint Manager cannot identify.

**Explanation:**

InfoPrint Manager cannot identify a resource required by the print job.

**System action:**

InfoPrint Manager continues with error recovery. See the system actions for other error messages in this message group.

**User response:**

See the responses for other error messages in this message group.

**0420-136**

ERROR: The repeating group length \_\_\_\_ for repeating group name \_\_\_\_ in a \_\_\_\_ structured field is not valid.

**Explanation:**

A structured field contains an incorrect value for the size of its own repeating groups, or for the repeating groups of another structured field. See the 'MO:DCA Reference' for further information on this structured field.

**System action:**

InfoPrint Manager stops processing the file at the point of the error. If there are other files in this print job, InfoPrint Manager resumes processing starting with the next file in the job; otherwise, InfoPrint Manager cancels the job.

**User response:**

Use the accompanying messages to determine if the structured field causing the error is in the input file or in a resource referenced by the input file. The program or person who created the input file or resource most likely caused the error. Correct the error in the input file or resource and send the job again. For informational purposes, this situation can occur in the following cases:

- The Map Coded Font format 1 (MCF-1) structured field contains a field that specifies the length of each of its repeating groups. This value must be either 30 (so that the character rotation is

explicitly specified in the repeating group) or 28 (so that the character rotation is not explicitly specified in the repeating group).

- The Map Coded Font format 2 (MCF-2) structured field has variable-length repeating groups. The first 2 bytes of each repeating group contain the repeating group length. The value in these 2 bytes must be greater than or equal to 2. A value of 2 indicates that the repeating group contains no data other than its own length. The repeating group length must also not be greater than the number of parameter bytes that, according to the Structured-Field Introducer length field, appear within or following the repeating group.
- The Map Medium Overlay (MMO) structured field contains a field that specifies the length of each of its repeating groups. This value must be greater than or equal to 12.
- The Map Page Overlay (MPO) structured field has a field in each of its repeating groups that specifies the repeating group length. This value must be greater than or equal to 18. The repeating group length must not be greater than the number of parameter bytes that, according to the Structured-Field Introducer length field, appear within or following the repeating group.
- The Map Page Segment (MPS) structured field contains a field that specifies the length of each of its repeating groups. This value must be greater than or equal to 12.
- The Font Control (FNC) structured field contains a field that specifies the length of the Font Orientation structured field repeating groups. This value must be 26.
- The FNC structured field contains a field that specifies the length of the Font Index (FNI) structured field repeating groups. This value must be 28.
- The FNC structured field contains a field that specifies the length of the Font Patterns Map (FNM) structured field repeating groups. This value must be 8.
- The Code Page Control (CPC) structured field contains a field that specifies the length of the Code Page Index (CPI) structured field repeating groups. This value must be 10.

## 0420-137

ERROR: The Image Output Control (IOC) structured field scale factor X'\_\_\_\_\_' is not valid.

### Explanation:

The Image Block Scale Factor field in the Image Output Control (IOC) structured field must contain values for the horizontal and vertical scale factors of either X'03E803E8', indicating no scaling, or X'07D007D0', indicating enlargement of the image. An IOC structured field was encountered with scale factor values that are not valid. See the 'MO:DCA Reference' for further information on this structured field.

### System action:

InfoPrint Manager stops processing the file at the point of the error. If there are other files in this print job, InfoPrint Manager resumes processing starting with the next file in the job; otherwise, InfoPrint Manager cancels the job.

### User response:

Use the accompanying messages to determine if the structured field causing the error is in the input file or in a resource referenced by the input file. The program or person who created the input file or resource most likely caused the error. Correct the error in the input file or resource and send the job again.

**0420-138**

ERROR: The repeating group number \_\_\_\_ for a Map Coded Font format 1 (MCF-1) or a Map Coded Font format 2 (MCF-2) structured field does not identify a font.

**Explanation:**

There are two ways to identify a font in a Map Coded Font (MCF-1 or MCF-2) structured field:

- With a coded font name.
- With a code page name and a font character set name.

If a coded font name is specified and the coded font name field contains a value other than X'FFFFFFFFFFFFFFFF', then neither a code page name nor a font character set name can be specified. The code page name field and the font character set name field must both be set to X'FFFF...'. An MCF-1 or MCF-2 structured field was encountered that contains a coded font name that is not X'FFFF...', and either a code page name or a font character set name that is not X'FFFF...'. See the 'MO:DCA Reference' for further information on this structured field.

**System action:**

InfoPrint Manager stops processing the file at the point of the error. If there are other files in this print job, InfoPrint Manager resumes processing starting with the next file in the job; otherwise, InfoPrint Manager cancels the job.

**User response:**

Use the accompanying messages to determine if the structured field causing the error is in the input file or in a resource referenced by the input file. The program or person who created the input file or resource most likely caused the error. Correct the error in the input file or resource and send the job again.

**0420-139**

ERROR: The repeating group number \_\_\_\_ for a Map Coded Font format 1 (MCF-1) or a Map Coded Font format 2 (MCF-2) structured field does not contain enough information to identify the font.

**Explanation:**

There are two ways to identify a font in a Map Coded Font (MCF-1 or MCF-2) structured field:

- With a coded font name.
- With a code page name and a font character set name If a coded font name is not specified and the coded font name field contains X'FFFF...', both a code page name and a font character set name must be specified (both must contain values other than X'FFFF...'). A Map Coded Font (format 1 or format 2) structured field was encountered that contained a coded font name that was set to X'FFFF...' and either a code page name or a font character set name that was also set to X'FFFF...'. See the 'MO:DCA Reference' for further information on this structured field.

**System action:**

InfoPrint Manager stops processing the file at the point of the error. If there are other files in this print job, InfoPrint Manager resumes processing starting with the next file in the job; otherwise, InfoPrint Manager cancels the job.

**User response:**

Use the accompanying messages to determine if the structured field causing the error is in the input file or in a resource referenced by the input file. The program or person who created the input file or resource most likely caused the error. Correct the error in the input file or resource and send the job again.

1

## 0420-140

ERROR: The section identifier X'\_\_\_\_' in a Map Coded Font format 1 (MCF-1) or a Map Coded Font format 2 (MCF-2) structured field repeating group number \_\_\_\_ is not valid.

### Explanation:

The Coded Font Resource Section Identifier in an MCF-1 structured field or the Resource Section Number in an MCF-2 structured field must one of the following:

- X'00' indicating a single-byte font.
- X'41' through X'FE', indicating a double-byte, bounded box coded font o
- X'41' through X'7F', indicating a double-byte, unbounded box font.

### Note

InfoPrint Manager does not support unbounded box fonts. An MCF-1 or MCF-2 structured field was encountered that specified a section identifier that was not valid. See the 'MO:DCA Reference' for further information on this structured field.

### System action:

InfoPrint Manager stops processing the file at the point of the error. If there are other files in this print job, InfoPrint Manager resumes processing starting with the next file in the job; otherwise, InfoPrint Manager cancels the job.

### User response:

Use the accompanying messages to determine if the structured field causing the error is in the input file or in a resource referenced by the input file. The program or person who created the input file or resource most likely caused the error. Correct the error in the input file or resource and send the job again.

## 0420-141

ERROR: The local identifier X'\_\_\_\_' in a Map Coded Font format 1 (MCF-1) or a Map Coded Font format 2 (MCF-2) or a Map Data Resource (MDR) structured field repeating group number \_\_\_\_ is not valid.

### Explanation:

A Coded Font Local Identifier in an MCF-1 structured field or a Resource Local Identifier in an MCF-2 or MDR structured field can either be in the range of 1 to 127 or if the local identifier will be used for resource-management purposes in the Active Environment Group (AEG), the value can be X'FE'. An MCF-1 or an MCF-2 or an MDR structured field was encountered that had a local identifier value that was not valid. See the 'MO:DCA Reference' for further information on this structured field.

### System action:

InfoPrint Manager stops processing the file at the point of the error. If there are other files in this print job, InfoPrint Manager resumes processing starting with the next file in the job; otherwise, InfoPrint Manager cancels the job.

**User response:**

Use the accompanying messages to determine if the structured field causing the error is in the input file or in a resource referenced by the input file. The program or person who created the input file or resource most likely caused the error. Correct the error in the input file or resource and send the job again.

**0420-142**

ERROR: The Unit Base field X' \_\_\_\_\_ ' in a \_\_\_\_\_ structured field is not valid.

**Explanation:**

The Unit Base field must contain the value X' 00 ' , indicating a ten-inch unit base, in both the X and Y directions, or the value X' 01 ' , indicating a ten-centimeter unit base, in both the X and Y directions. The structured field specified in the message contained a different value. For the image resolution triplet on the CDD, IOB, and PPO structured fields, the unit base value must be X' 00 ' or X' 01 ' . See the *'Mixed Object Document Content Architecture Reference'* for further information on this structured field.

**System action:**

InfoPrint Manager stops processing the file at the point of the error. If there are other files in this print job, InfoPrint Manager resumes processing starting with the next file in the job; otherwise, InfoPrint Manager cancels the job.

**User response:**

Use the accompanying messages to determine if the structured field causing the error is in the input file or in a resource referenced by the input file. The program or person who created the input file or resource most likely caused the error. Correct the error in the input file or resource and send the job again.

**0420-143**

ERROR: The L-units-per-unit-base field X' \_\_\_\_ ' in a \_\_\_\_ structured field is not valid.

**Explanation:**

The L-Units-per-Unit Base field must contain one of two values: 2,400 or 14,400 (for both the X-direction and Y-direction). Also, the X-direction and Y-direction values must be the same. The structured field specified in the message contains a value for the L-Units-per-Unit-Base field that is not valid. For the image resolution triplet on CDD, IOB, and PPO structured fields, this is an invalid value in the number of image points in the x and y directions value. See the *'MO:DCA Reference'* for further information on this structured field.

**System action:**

InfoPrint Manager stops processing the file at the point of the error. If there are other files in this print job, InfoPrint Manager resumes processing starting with the next file in the job; otherwise, InfoPrint Manager cancels the job.

**User response:**

Use the accompanying messages to determine if the structured field causing the error is in the input file or in a resource referenced by the input file. The program or person who created the input file or resource most likely caused the error. Correct the error in the input file or resource and send the job again.

1

**0420-144**

ERROR: The X-direction and Y-direction L-unit-per-unit-base fields in a \_\_\_\_\_ structured field do not match. The X-direction value is X'\_\_\_\_\_' and the Y-direction value is Y'\_\_\_\_\_'.

**Explanation:**

The X-direction and Y-direction L-Units per Unit Base values must both be 2,400 or 14,400. The values in the structured field specified in the message do not match. For the image resolution triplet on CDD, IOB, and PPO structured fields, this is a mismatch of the number of image points in the x and y direction values. See the 'MO:DCA Reference' for further information on this structured field.

**System action:**

InfoPrint Manager stops processing the file at the point of the error. If there are other files in this print job, InfoPrint Manager resumes processing starting with the next file in the job; otherwise, InfoPrint Manager cancels the job.

**User response:**

Use the accompanying messages to determine if the structured field causing the error is in the input file or in a resource referenced by the input file. The program or person who created the input file or resource most likely caused the error. Correct the error in the input file or resource and send the job again.

**0420-145**

ERROR: The required Self-Identifying Parameter (SIP) with ID X'\_\_\_\_\_' is missing from the \_\_\_\_\_ structured field.

**Explanation:**

The required self-identifying parameter does not appear in the structured field specified in the message. See the 'MO:DCA Reference' for further information on this structured field.

**System action:**

InfoPrint Manager stops processing the file at the point of the error. If there are other files in this print job, InfoPrint Manager resumes processing starting with the next file in the job; otherwise, InfoPrint Manager cancels the job.

**User response:**

Use the accompanying messages to determine if the structured field causing the error is in the input file or in a resource referenced by the input file. The program or person who created the input file or resource most likely caused the error. Correct the error in the input file or resource and send the job again.

**0420-146**

ERROR: The required triplet with ID X'\_\_\_\_\_' is missing, it has an invalid format, or a wrong position on the \_\_\_\_\_ structured field.



**Explanation:**

The required triplet has an invalid format, a wrong order position, or does not appear in the structured field specified in the message. See the 'Mixed Object Document Content Architecture Reference' for further information on this structured field.

**System action:**

InfoPrint Manager stops processing the file at the point of the error. If there are other files in this print job, InfoPrint Manager resumes processing starting with the next file in the job; otherwise, InfoPrint Manager cancels the job.

**User response:**

Use the accompanying messages to determine if the structured field causing the error is in the input file or in a resource referenced by the input file. The program or person who created the input file or resource most likely caused the error. Correct the error in the input file or resource and send the job again.

**0420-148**

ERROR: The Medium Orientation X'\_\_\_\_' value in the Triplet Group of the Medium Descriptor (MDD) structured field is not valid.

**Explanation:**

The Medium Orientation field of the Triplet Group in the Medium Descriptor (MDD) structured field must contain one of the following values: X'00' (Portrait), X'01' (Landscape), X'02' (Reverse Portrait), X'03' (Reverse Landscape), X'04' (Portrait90), or X'05' (Landscape90). An MDD structured field was encountered that contains a different value. See the 'MO:DCA Reference' for further information on this structured field.

**System action:**

If this is the only file in the print job, InfoPrint Manager cancels the job. If there are multiple files in the print job and you specified a form definition with the print request, InfoPrint Manager processes each subsequent file but issues this error for each file. If there are multiple files in the print job and the default form definition is causing the error, only files that specify valid inline form definitions will print. The default form definition is specified as an attribute of the actual destination.

**User response:**

Correct the structured field in the form definition and submit the print job again.

**0420-149**

ERROR: A duplicate overlay local identifier X'\_\_\_\_' was found in repeating group number \_\_\_\_ of a Map Medium Overlay (MMO) structured field.

**Explanation:**

A Map Medium Overlay (MMO) structured field was encountered that contains the same overlay local ID in two different repeating groups. Overlay local IDs must be unique within all MMO repeating groups. See the 'MO:DCA Reference' for further information on this structured field.

**System action:**

If this is the only file in the print job, InfoPrint Manager cancels the job. If there are multiple files in the print job and you specified a form definition with the print request, InfoPrint Manager processes

each subsequent file but issues this error for each file. If there are multiple files in the print job and the default form definition is causing the error, only files that specify valid inline form definitions will print. The default form definition is specified as an attribute of the actual destination.

**User response:**

Correct the structured field in the form definition and submit the print job again.

**0420-150**

ERROR: The Overlay Local Identifier X'\_\_\_\_' in repeating group number \_\_\_\_ of a Map Medium Overlay (MMO) structured field is not valid.

**Explanation:**

An Overlay Local Identifier must be in the range of 1 through 127. A Map Medium Overlay (MMO) structured field was encountered that contains an Overlay Local Identifier value that is outside this range. See the 'MO:DCA Reference' for further information on this structured field.

**System action:**

If this is the only file in the print job, InfoPrint Manager cancels the job. If there are multiple files in the print job and you specified a form definition with the print request, InfoPrint Manager processes each subsequent file but issues this error for each file. If there are multiple files in the print job and the default form definition is causing the error, only files that specify valid inline form definitions will print. The default form definition is specified as an attribute of the actual destination.

**User response:**

Correct the structured field in the form definition and submit the print job again.

**0420-151**

ERROR: The Medium Copy Count (MCC) structured field repeating group number \_\_\_\_ contains a value for the Starting Copy Number \_\_\_\_ or the Stopping Copy Number \_\_\_\_ that is not valid.

**Explanation:**

For each repeating group in a Medium Copy Count (MCC) structured field, the Starting Copy Number and Stopping Copy Number must conform to the following rules:

- The Starting Copy Number for the first repeating subgroup must be 1.
- The number of copies requested by the copy subgroup, called the copy count, which is defined by  $(\text{stopnum} - \text{startnum}) + 1$ , must be less than or equal to 255.
- The Stopping Copy Number must be greater than or equal to the Starting Copy Number. See the 'MO:DCA Reference' for further information on this structured field.

**System action:**

If this is the only file in the print job, InfoPrint Manager cancels the job. If there are multiple files in the print job and you specified a form definition with the print request, InfoPrint Manager processes each subsequent file but issues this error for each file. If there are multiple files in the print job and the default form definition is causing the error, only files that specify valid inline form definitions will print. The default form definition is specified as an attribute of the actual destination.

**User response:**

Correct the structured field in the form definition and submit the print job again.

**0420-152**

ERROR: More than eight overlays are specified in the Medium Modification Control (MMC) structured field with MMC ID X'\_\_\_\_'.

**Explanation:**

No more than eight Medium Modification Control (MMC) repeating groups can specify overlay local identifiers. The MMC structured field specified in the message contains more than eight repeating groups specifying this type of identifier. See the 'MO:DCA Reference' for further information on this structured field.

**System action:**

If this is the only file in the print job, InfoPrint Manager cancels the job. If there are multiple files in the print job and you specified a form definition with the print request, InfoPrint Manager processes each subsequent file but issues this error for each file. If there are multiple files in the print job and the default form definition is causing the error, only files that specify valid inline form definitions will print. The default form definition is specified as an attribute of the actual destination.

**User response:**

Correct the structured field in the form definition and submit the print job again.

**0420-153**

ERROR: More than eight suppressions are specified in the Medium Modification Control (MMC) structured field with MMC ID X'\_\_\_\_'.

**Explanation:**

No more than eight Medium Modification Control (MMC) repeating groups can specify suppression local identifiers. The MMC structured field specified in the message contains more than eight repeating groups specifying this type of identifier. See the 'MO:DCA Reference' for further information on this structured field.

**System action:**

If this is the only file in the print job, InfoPrint Manager cancels the job. If there are multiple files in the print job and you specified a form definition with the print request, InfoPrint Manager processes each subsequent file but issues this error for each file. If there are multiple files in the print job and the default form definition is causing the error, only files that specify valid inline form definitions will print. The default form definition is specified as an attribute of the actual destination.

**User response:**

Correct the structured field in the form definition and submit the print job again.

**0420-154**

ERROR: The Overlay Local Identifier X'\_\_\_\_' in a Medium Modification Control (MMC) structured field with MMC ID X'\_\_\_\_' repeating group number \_\_\_\_ is not valid.

**Explanation:**

An Overlay Local Identifier must be in the range of 1 through 127. A Medium Modification Control (MMC) structured field was encountered that specified an overlay local ID that is outside this range. See the 'MO:DCA Reference' for further information on this structured field.

**System action:**

If this is the only file in the print job, InfoPrint Manager cancels the job. If there are multiple files in the print job and you specified a form definition with the print request, InfoPrint Manager processes each subsequent file but issues this error for each file. If there are multiple files in the print job and the default form definition is causing the error, only files that specify valid inline form definitions will print. The default form definition is specified as an attribute of the actual destination.

**User response:**

Correct the structured field in the form definition and submit the print job again.

**0420-155**

ERROR: The simplex or duplex value X'\_\_\_\_' in the Medium Modification Control (MMC) structured field with MMC ID X'\_\_\_\_' and repeating group number \_\_\_\_ is not valid.

**Explanation:**

The Medium Modification Control structured field value that controls whether both sides of the paper are printed on must contain one of the following values: X'01' (simplex), X'02' (normal duplex), or X'03' (tumble duplex). The MMC structured field specified in the message contains a different value. See the 'MO:DCA Reference' for further information on this structured field.

**System action:**

If this is the only file in the print job, InfoPrint Manager cancels the job. If there are multiple files in the print job and you specified a form definition with the print request, InfoPrint Manager processes each subsequent file but issues this error for each file. If there are multiple files in the print job and the default form definition is causing the error, only files that specify valid inline form definitions will print. The default form definition is specified as an attribute of the actual destination.

**User response:**

Correct the structured field in the form definition and submit the print job again.

**0420-158**

ERROR: The Suppression Local Identifier X'\_\_\_\_' in a Medium Modification Control (MMC) structured field with MMC ID X'\_\_\_\_' and repeating group number \_\_\_\_ is not valid.

**Explanation:**

A Suppression Local Identifier must be in the range of 1 through 127. A Medium Modification Control (MMC) structured field was encountered that contains a Suppression Local Identifier value that is outside of this range. See the 'MO:DCA Reference' for further information on this structured field.

**System action:**

If this is the only file in the print job, InfoPrint Manager cancels the job. If there are multiple files in the print job and you specified a form definition with the print request, InfoPrint Manager processes each subsequent file but issues this error for each file. If there are multiple files in the print job and the default form definition is causing the error, only files that specify valid inline form definitions will print. The default form definition is specified as an attribute of the actual destination.

**User response:**

Correct the structured field in the form definition and submit the print job again.

**0420-160**

ERROR: The Pattern Technology field in a Font Control (FNC) structured field contains the value X'\_\_\_\_', which is not valid.

**Explanation:**

The Pattern Technology field in the Font Control (FNC) structured field must contain a value of X'05'. An FNC structured field was encountered that contains a different value in this field. See the 'FOCA Reference' for further information on this structured field.

**System action:**

InfoPrint Manager stops processing the file at the point of the error. If there are other files in this print job, InfoPrint Manager resumes processing starting with the next file in the job; otherwise, InfoPrint Manager cancels the job.

**User response:**

Correct the structured field in the font character set and submit the job again.

**0420-164**

ERROR: The Pattern Data Address Alignment field in a Font Control (FNC) structured field contains the value X'\_\_\_\_', which is not valid.

**Explanation:**

The Pattern Data Address Alignment field in the Font Control (FNC) structured field must contain a value of X'00' (patterns aligned on byte boundaries), X'02' (patterns aligned on 4-byte boundaries), or X'03' (patterns aligned on 8-byte boundaries). An FNC structured field was found that contains a different value in this field. See the 'FOCA Reference' for further information on this structured field.

**System action:**

InfoPrint Manager stops processing the file at the point of the error. If there are other files in this print job, InfoPrint Manager resumes processing starting with the next file in the job; otherwise, InfoPrint Manager cancels the job.

**User response:**

Correct the structured field in the font character set and submit the job again.

**0420-166**

ERROR: InfoPrint Manager cannot open message catalog \_\_\_\_.

**Explanation:**

The InfoPrint Manager message catalogs hold the text and explanations of the InfoPrint Manager error messages. InfoPrint Manager cannot access one of these catalogs; any InfoPrint Manager messages in this catalog cannot be viewed or printed. Possible causes are:

- The InfoPrint Manager message catalogs were deleted or moved.
- The InfoPrint Manager message catalogs exist, but you don't have permission to read them.
- The message catalogs are not in the location specified with the **NLSPATH** environment variable.

**System action:**

InfoPrint Manager cannot start this InfoPrint Manager instance.

**User response:**

Check that the InfoPrint Manager message catalogs, `psf.cat` and `psfdesc.cat`, either exist in the default path, `/usr/lib/nls/msg`, or in the path specified by the **NLSPATH** environment variable (use the AIX **env** command to view the settings of the environment variables). To read the message catalogs, you must have **x** (execute) permission for the directory containing the messages and **r** (read) permission for the message files themselves..

**0420-167**

ERROR: The Code Page Control (CPC) structured field contains a null value for the Default Graphic Character name.

**Explanation:**

The Code Page Control (CPC) structured field must not contain a null value for the Default Graphic Character name. A null value is any 8-byte value where the first 2 bytes are `X'FFFF'`. See the 'FOCA Reference' for further information on this structured field.

**System action:**

InfoPrint Manager stops processing the file at the point of the error. If there are other files in this print job, InfoPrint Manager resumes processing starting with the next file in the job; otherwise, InfoPrint Manager cancels the job. The printing continues with the next job in the print queue.

**User response:**

Correct the structured field in the code page and submit the job again.

**0420-168**

ERROR: The section identifier `X'____'` in repeating group number \_\_\_\_ of a Coded Font Index (CFI) structured field is not valid.

**Explanation:**

A section identifier must either be `X'00'`, indicating a single-byte font, or must be in the range of `X'41' - X'FE'`, inclusive. A Coded Font Index (CFI) structured field was encountered that specifies a section identifier that is neither `X'00'` nor in the range of `X'41' - X'FE'`. See the 'FOCA Reference' for further information on this structured field.

**System action:**

InfoPrint Manager stops processing the file at the point of the error. If there are other files in this print job, InfoPrint Manager resumes processing starting with the next file in the job; otherwise, InfoPrint Manager cancels the job.

**User response:**

Correct the error in the coded font and submit the job again.

**0420-169**

ERROR: The parameter data length \_\_\_\_ is not valid in a \_\_\_\_ structured field. The correct length is probably \_\_\_\_.

**Explanation:**

The parameter data length of the structured field specified in the message is not correct. The structured field parameter data is the data that follows the Structured Field Introducer. The message estimates what the correct parameter data length should be. This error can occur in the following cases:

- The length of a Begin or End structured field is nonzero but is less than 8. If a Begin or End structured field contains any parameter bytes, it must include at least an 8-byte token name.
- A structured field is missing one or more required parameters, including required triplets or required self-identifying parameters.
- A Map Coded Font format 2 (MCF-2) structured field repeating group length is less than 2. The MCF-2 repeating group length is contained in the first 2 bytes of each repeating group.
- A Map Page Overlay (MPO) structured field repeating group length is less than 18. The MPO structured field repeating group length is contained in the first 2 bytes of each repeating group. See the 'MO:DCA Reference' for further information on this structured field.

#### **System action:**

InfoPrint Manager stops processing the file at the point of the error. If there are other files in this print job, InfoPrint Manager resumes processing starting with the next file in the job; otherwise, InfoPrint Manager cancels the job.

#### **User response:**

Use the accompanying messages to determine if the structured field causing the error is in the input file or in a resource referenced by the input file. The program or person who created the input file or resource most likely caused the error. Correct the error in the input file or resource and send the job again.

### **0420-170**

ERROR: The parameter data length \_\_\_\_ is not a multiple of the repeating group length \_\_\_\_ in a \_\_\_\_ structured field.

#### **Explanation:**

The length of the parameter data of the structured field specified in the message is not a multiple of the repeating group length (after subtracting out the lengths of optional variable data in the parameters). See the 'MO:DCA Reference' or the 'Font Object Content Architecture Reference' for further information on this structured field.

#### **System action:**

InfoPrint Manager stops processing the file at the point of the error. If there are other files in this print job, InfoPrint Manager resumes processing starting with the next file in the job; otherwise, InfoPrint Manager cancels the job.

#### **User response:**

Use the accompanying messages to determine if the structured field causing the error is in the input file or in a resource referenced by the input file. The program or person who created the input file or resource most likely caused the error. Correct the error in the input file or resource and send the job again.

**0420-171**

ERROR: The repeating group number \_\_\_\_ in a \_\_\_\_ structured field contains a length value \_\_\_\_ that is greater than the remaining parameter bytes in the \_\_\_\_ structured field.

**Explanation:**

The structured field specified in the message contains multiple repeating groups, each of which contains its own length field. A repeating group was encountered that contained a length value that is greater than the total number of parameter bytes appearing after the previous repeating group. The structured field was either truncated or damaged in some way. See the 'MO:DCA Reference' for further information on this structured field.

**System action:**

InfoPrint Manager stops processing the file at the point of the error. If there are other files in this print job, InfoPrint Manager resumes processing starting with the next file in the job; otherwise, InfoPrint Manager cancels the job.

**User response:**

Use the accompanying messages to determine if the structured field causing the error is in the input file or in a resource referenced by the input file. The program or person who created the input file or resource most likely caused the error. Correct the error in the input file or resource and send the job again.

**0420-172**

ERROR: A Coded Font Index (CFI) structured field contains more than one repeating group, but the section identifier in the first repeating group is X'00'.

**Explanation:**

The presence of more than one repeating group in a Coded Font Index (CFI) structured field indicates that the coded font is used to specify multiple sections of a double-byte font. Double-byte font section IDs must be in the range of X'41' - X'FE', inclusive. A CFI structured field was encountered that contained more than one repeating group, yet the section ID in the first repeating group was X'00'. See the 'Font Object Content Architecture (FOCA) Reference' for further information on this structured field.

**System action:**

InfoPrint Manager stops processing the file at the point of the error. If there are other files in this print job, InfoPrint Manager resumes processing starting with the next file in the job; otherwise, InfoPrint Manager cancels the job.

**User response:**

Correct the error in the coded font and submit the job again.

**0420-173**

ERROR: A Coded Font Index (CFI) structured field with repeating group number \_\_\_\_ is missing either a code page or character set name.

**Explanation:**



A Coded Font Index (CFI) structured field was encountered that contains either a code page name that was set to X'FFFF...' or a character set name that was set to X'FFFF...'. See the 'FOCA Reference' for further information on this structured field.

**System action:**

InfoPrint Manager stops processing the file at the point of the error. If there are other files in this print job, InfoPrint Manager resumes processing starting with the next file in the job; otherwise, InfoPrint Manager cancels the job.

**User response:**

Correct the error in the coded font and submit the job again.

**0420-177**

ERROR: The Output Option field \_\_\_\_ in the \_\_\_\_ structured field is not valid.

**Explanation:**

The Output Option field in the Map Graphic Object (MGO), the Include Object (IOB), Map Bar Code Object (MBC), Map Container Data (MCD), Map Graphics Object (MGO), Map Image Object (MIO), Preprocess Presentation Object (PPO), Map Presentation Text (MPT) or Map Image Object (MIO) structured fields must contain one of the following values:

- X'00' (Position)
- X'10' (Position-and-trim)
- X'20' (Scale-to-fit)
- X'30' (Center-and-trim)
- X'41' (Image point-to-pel)
- X'42' (Image point-to-pel double dot)
- X'60' (Scale-to-fill)

The structured field specified in the message contains an invalid or unsupported value. See the 'Mixed Object Document Content Architecture Reference' for further information on this structured field.

**System action:**

InfoPrint Manager stops processing the file at the point of the error. If there are other files in this print job, InfoPrint Manager resumes processing starting with the next file in the job; otherwise, InfoPrint Manager cancels the job.

**User response:**

Use the accompanying messages to determine if the structured field causing the error is in the input file or in a resource referenced by the input file. The program or person who created the input file or resource most likely caused the error. Correct the error in the input file or resource and send the job again.

**0420-178**

ERROR: The Coded Font Index (CFI) structured field repeating groups that map sections of a double-byte font are not in ascending order by section number. Repeating group number \_\_\_\_ contains a section number \_\_\_\_ that is smaller than the section number of \_\_\_\_ in the previous repeating group.

**Explanation:**

The Coded Font Index (CFI) structured field repeating groups are not in ascending order by section number. See the '*Advanced Function Printing: Host Font Data Stream Reference*' for further information on this structured field.

**System action:**

InfoPrint Manager stops processing the file at the point of the error. If there are other files in this print job, InfoPrint Manager resumes processing starting with the next file in the job; otherwise, InfoPrint Manager cancels the job.

**User response:**

Correct the error in the coded font and submit the job again.

**0420-182**

ERROR: The X-direction and Y-direction L-unit-per-unit-base fields in the Image Input Descriptor (IID) structured field do not match. The X-direction value is \_\_\_\_ and the Y-direction value is \_\_\_\_.

**Explanation:**

The values for the L-unit-per-unit-base fields must match in the X- and Y-directions in the Image Input Descriptor (IID) structured field. An IID structured field was encountered where these fields do not match. See the '*MO:DCA Reference*' for further information on this structured field.

**System action:**

InfoPrint Manager stops processing the file at the point of the error. If there are other files in this print job, InfoPrint Manager resumes processing starting with the next file in the job; otherwise, InfoPrint Manager cancels the job.

**User response:**

Use the accompanying messages to determine if the structured field causing the error is in the input file or in a resource referenced by the input file. The program or person who created the input file or resource most likely caused the error. Correct the error in the input file or resource and send the job again.

**0420-183**

ERROR: The repeating groups in the Map Coded Font format 1 (MCF-1) or the Map Coded Font format 2 (MCF-2) structured field that map sections of a double-byte font do not contain the character rotation value. Repeating group number \_\_\_\_ contains a character rotation \_\_\_\_ that is different from that of the previous repeating group \_\_\_\_.

**Explanation:**

The Map Coded Font format 1 (MCF-1) or Map Coded Font format 2 (MCF-2) structured field was used to select the sections of a double-byte font, but the repeating groups do not all contain the same character rotation value. All sections must contain the same character rotation value. See the '*MO:DCA Reference*' for further information on this structured field.

**System action:**

InfoPrint Manager stops processing the file at the point of the error. If there are other files in this print job, InfoPrint Manager resumes processing starting with the next file in the job; otherwise, InfoPrint Manager cancels the job.

**User response:**

Use the accompanying messages to determine if the structured field causing the error is in the input file or in a resource referenced by the input file. The program or person who created the input file or resource most likely caused the error. Correct the error in the input file or resource and send the job again.

## 0420-184

ERROR: The repeating groups in the Map Coded Font format 1 (MCF-1) or Map Coded Font format 2 (MCF-2) structured field that map sections of a double-byte font are not in ascending order by section number. Repeating group \_\_\_\_ contains a section number X'\_\_\_\_' that is smaller than or equal to the section number in the previous repeating group X'\_\_\_\_'.

### Explanation:

The Map Coded Font format 1 (MCF-1) or Map Coded Font format 2 (MCF-2) structured field lists the sections of a double-byte font, but the repeating groups are not sorted by section number. At least one repeating group contains a section number that is less than or equal to the section number in the previous repeating group. These repeating groups must be sorted in ascending order by section number. Two repeating groups cannot contain the same section number. See the 'Mixed Object Document Content Architecture Reference' for further information on this structured field.

### System action:

InfoPrint Manager stops processing the file at the point of the error. If there are other files in this print job, InfoPrint Manager resumes processing starting with the next file in the job; otherwise, InfoPrint Manager cancels the job.

### User response:

Use the accompanying messages to determine if the structured field causing the error is in the input file or in a resource referenced by the input file. The program or person who created the input file or resource most likely caused the error. Correct the error in the input file or resource and send the job again.

## 0420-185

ERROR: Repeating group number \_\_\_\_ in a Map Coded Font format 1 (MCF-1) or Map Coded Font format 2 (MCF-2) structured field contains a local ID \_\_\_\_ that was also used in a previous repeating group, number \_\_\_\_.

### Explanation:

A Map Coded Font format 1 (MCF-1) or Map Coded Font format 2 (MCF-2) structured field was encountered that specified the same local ID for two different fonts. The same local ID can be used to map different sections of a double-byte font, but each single-byte font (and each complete set of double-byte font sections) must be assigned a local ID that is unique not only within the same structured field but across all structured fields within the same Active Environment Group or Object Environment Group. There is one exception to this rule: local ID 254 can appear any number of times in an Active Environment Group. Any fonts mapped with local ID 254 in an Active Environment Group should be mapped again to a different local ID in the Object Environment Group within the same page or overlay. See the 'MO:DCA Reference' for further information on this structured field.

### System action:

This message is informational only.

**User response:**

Use the accompanying messages to determine if the structured field causing the error is in the input file or in a resource referenced by the input file. The program or person who created the input file or resource most likely caused the error. Correct the error in the input file or resource and send the job again.

**0420-186**

The Image Input Descriptor (IID) structured field image resolution (\_\_\_\_\_ pels per inch) does not match the actual destination image resolution (\_\_\_\_ pels per \_\_\_\_).

**Explanation:**

The image resolution specified in bytes 14 through 17 of an Image Input Descriptor (IID) structured field does not match the actual destination image resolution. The image is printed at the desired origin, but the image size will not be correct because of the difference in pel sizes. See the *Mixed Object Document Content Architecture Reference* for further information on this structured field.

**System action:**

InfoPrint Manager continues processing and prints the image using the actual destination resolution specified in the message. The resulting image will be the wrong size.

**User response:**

Check the printed output to determine if the image that printed is acceptable. If you send this print job to an actual destination that supports the Image Object Content Architecture (IOCA) data stream, the image will be scaled automatically to the correct size.

**0420-188**

The print job has been canceled.

**Explanation:**

The print job was canceled by pressing the cancel button on the actual destination operator panel or through use of an AIX command, such as **lprm**.

**System action:**

InfoPrint Manager stops sending file data to the actual destination. When the actual destination has printed all of its buffered file data from InfoPrint Manager, the print job ends.

**User response:**

If the job was canceled in error, send the print job again.

**0420-189**

ERROR: InfoPrint Manager cannot find the Audit user-exit program \_\_\_\_\_ in the expected path \_\_\_\_\_ (return code=\_\_\_\_\_).

**Explanation:**

InfoPrint Manager dynamically loads a user-exit program into memory prior to running the program. The user-exit program was not in the path specified in this message.

**System action:**

InfoPrint Manager cannot start this InfoPrint Manager instance.

**User response:**

Look at the PATH statement in the `/etc/environment` file. Check that the PATH statement includes the directory in which the user-exit program is located. In addition to the path specified in the `/etc/environment` file, `/usr/lpp/psf/bin` is also a valid directory location for the user-exit program. Check that the user-exit program name specified on the `-x` option of the **pdcreate** command is correct. If both the path and the program name are correct, use local problem-reporting procedures to report this message and the return code number that it contains.

**0420-190**

ERROR: The Audit user-exit program \_\_\_\_ refers to a function \_\_\_\_ that cannot be found (return code=\_\_\_\_).

**Explanation:**

InfoPrint Manager successfully loaded the user-exit program into memory, but the user-exit program made a function call to a function that cannot be found.

**System action:**

InfoPrint Manager cannot start the actual destination.

**User response:**

Contact the person who developed the user-exit program. The program might have been compiled incorrectly, or the name of the function that cannot be found might have been misspelled. Use local problem-reporting procedures to report this message and the return code that it contains.

**0420-191**

ERROR: The Audit user-exit program \_\_\_\_ reported an error from which it cannot recover.

**Explanation:**

The user-exit program specified in the message reported an error that caused the user-exit program to end.

**System action:**

InfoPrint Manager records this error message in the error log and continues processing the print job. The user-exit program ends, and InfoPrint Manager removes it from memory. This program will not be called again for this InfoPrint Manager instance.

**User response:**

See the documentation for the user-exit program or the person who developed the user-exit program for further information on the cause of this error.

 **Note**

The sample user-exit program supplied with InfoPrint Manager does not generate this error.

**0420-192**

ERROR: The Audit user-exit program \_\_\_\_ reported a recoverable error (return code=\_\_\_\_).

**Explanation:**

The user-exit program specified in the message reported a recoverable job completion error.

**System action:**

InfoPrint Manager records the error in the error log and continues processing the print job. The user-exit program remains active.

**User response:**

See the documentation for the user-exit program or the person who developed the user-exit program to determine the meaning of the return code specified in the message.

**Note**

The sample user-exit program supplied with InfoPrint Manager does not generate this error.

**0420-193**

ERROR: InfoPrint Manager cannot find the Header Page user-exit program \_\_\_\_ in the expected path \_\_\_\_ (return code=\_\_\_\_).

**Explanation:**

InfoPrint Manager dynamically loads a user-exit program into memory prior to running the program. The user-exit program was not in the path specified in this message.

**System action:**

InfoPrint Manager cannot start this InfoPrint Manager instance.

**User response:**

Look at the PATH statement in the `/etc/environment` file. Check that the PATH statement includes the directory in which the user-exit program is located. In addition to the path specified in the `/etc/environment` file, `/usr/lpp/psf/bin` is also a valid directory location for the user-exit program. Check that the user-exit program name on the `-x` option of the **pdcreate** command is correct. If both the path and the program name are correct, use local problem-reporting procedures to report this message and the return code number that it contains.

**0420-194**

ERROR: The Header Page user-exit program \_\_\_\_ refers to a function \_\_\_\_ that cannot be found (return code=\_\_\_\_).

**Explanation:**

InfoPrint Manager successfully loaded the user-exit program into memory, but the user-exit program made a function call to a function that cannot be found.

**System action:**

InfoPrint Manager cannot start the actual destination.

**User response:**

Contact the person who developed the user-exit program. The program might have been compiled incorrectly, or the name of the function that cannot be found might have been misspelled. Use local problem-reporting procedures to report this message and the return code that it contains.

**0420-195**

ERROR: The Header Page user-exit program \_\_\_\_ reported a recoverable error (return code=\_\_\_\_).

**Explanation:**

The user-exit program specified in the message reported a recoverable job completion error.

**System action:**

InfoPrint Manager records the error in the error log and continues processing the print job. The user-exit program remains active.

**User response:**

See the documentation for the user-exit program or the person who developed the user-exit program for further information on the cause of this error.

**Note**

The sample user-exit program supplied with InfoPrint Manager does not generate this error.

**0420-196**

ERROR: The Header Page user-exit program \_\_\_\_ reported an error from which it cannot recover.

**Explanation:**

The user-exit program specified in the message reported an error that caused the user-exit program to end.

**System action:**

InfoPrint Manager records this error message in the error log and continues processing the print job. The user-exit program ends, and InfoPrint Manager removes it from memory. This program will not be called again for this InfoPrint Manager instance.

**User response:**

See the documentation for the user-exit program or the person who developed the user-exit program to determine the meaning of the return code specified in the message.

**Note**

The sample user-exit program supplied with InfoPrint Manager does not generate this error.

**0420-197**

ERROR: InfoPrint Manager could not find the Input Data user-exit program \_\_\_\_ in the expected path \_\_\_\_ (return code=\_\_\_\_).

**Explanation:**

InfoPrint Manager dynamically loads a user-exit program into memory prior to running the program. The user-exit program was not in the path specified in this message.

**System action:**

InfoPrint Manager cannot start this InfoPrint Manager instance.

**User response:**

Look at the PATH statement in the `/etc/environment` file. Check that the PATH statement includes the directory in which the user-exit program is located. In addition to the path specified in the `/etc/environment` file, `/usr/lpp/psf/bin` is also a valid directory location for the user-exit program. Check that the user-exit program name on the `-x` option of the `pdcreate` command is correct. If both the path and the program name are correct, use local problem-reporting procedures to report this message and the return code number that it contains.

### 0420-198

ERROR: The Input Data user-exit program \_\_\_\_ reported a recoverable error (return code=\_\_\_\_).

#### Explanation:

The user-exit program specified in the message reported a recoverable job completion error.

#### System action:

InfoPrint Manager records the error in the error log and continues processing the print job. The user-exit program remains active.

#### User response:

See the documentation for the user-exit program or the person who developed the user-exit program to determine the meaning of the return code specified in the message.



The sample user-exit program supplied with InfoPrint Manager does not generate this error.

### 0420-199

ERROR: The Input Data user-exit program \_\_\_\_ refers to a function \_\_\_\_ that cannot be found (return code=\_\_\_\_).

#### Explanation:

InfoPrint Manager successfully loaded the user-exit program into memory, but the user-exit program made a function call to a function that cannot be found.

#### System action:

InfoPrint Manager cannot start the InfoPrint Manager actual destination.

#### User response:

Contact the person who developed the user-exit program. The program might have been compiled incorrectly, or the name of the function that cannot be found might have been misspelled. Use local problem-reporting procedures to report this message and the return code that it contains.

### 0420-200

ERROR: The Input Data user-exit program \_\_\_\_ reported an error from which it cannot recover.

#### Explanation:

The user-exit program specified in the message reported an error that caused the user-exit program to end.

#### System action:



InfoPrint Manager records this error message in the error log and continues processing the print job. The user-exit program ends, and InfoPrint Manager removes it from memory. This program will not be called again for this InfoPrint Manager instance.

**User response:**

See the documentation for the user-exit program or the person who developed the user-exit program for further information on the cause of this error.



The sample user-exit program supplied with InfoPrint Manager does not generate this error.

**0420-201**

ERROR: The Input Data user-exit program \_\_\_\_ ended the print job.

**Explanation:**

The user-exit program specified in the message ended the print job based on conditions defined by the user-exit program.

**System action:**

The print job ends. InfoPrint Manager leaves the user-exit program active in memory.

**User response:**

Contact the person who developed the user-exit program for more information on the cause of this error.

**0420-202**

ERROR: InfoPrint Manager could not find the Message Page user-exit program \_\_\_\_ in the expected path \_\_\_\_ (return code=\_\_\_\_).

**Explanation:**

InfoPrint Manager dynamically loads a user-exit program into memory prior to running the program. The user-exit program was not in the path specified in this message.

**System action:**

InfoPrint Manager cannot start this InfoPrint Manager instance.

**User response:**

Look at the PATH statement in the `/etc/environment` file. Check that the PATH statement includes the directory in which the user-exit program is located. In addition to the path specified in the `/etc/environment` file, `/usr/lpp/psf/bin` is also a valid directory location for the user-exit program. Check that the user-exit program name is correct. If both the path and the program name are correct, use local problem-reporting procedures to report this message and the return code number that it contains.

**0420-203**

ERROR: The Message Page user-exit program \_\_\_\_ refers to a function \_\_\_\_ that cannot be found (return code=\_\_\_\_).

**Explanation:**

InfoPrint Manager successfully loaded the user-exit program into memory, but the user-exit program made a function call to a function that cannot be found.

**System action:**

InfoPrint Manager cannot start this InfoPrint Manager instance.

**User response:**

Contact the person who developed the user-exit program. The program might have been compiled incorrectly, or the name of the function that cannot be found might have been misspelled. Use local problem-reporting procedures to report this message and the return code that it contains.

**0420-204**

ERROR: The Message Page user-exit program \_\_\_\_ reported a recoverable error (return code=\_\_\_\_).

**Explanation:**

The user-exit program specified in the message reported a recoverable job completion error.

**System action:**

InfoPrint Manager records the error in the error log and continues processing the print job. The user-exit program remains active.

**User response:**

See the documentation for the user-exit program or the person who developed the user-exit program to determine the meaning of the return code specified in the message.

**0420-205**

ERROR: The Message Page user-exit program \_\_\_\_ reported an error from which it cannot recover.

**Explanation:**

The user-exit program specified in the message reported an error that caused the user-exit program to end.

**System action:**

InfoPrint Manager records this error message in the error log and continues processing the print job. The user-exit program ends, and InfoPrint Manager removes it from memory. This program will not be called again for this InfoPrint Manager instance.

**User response:**

See the documentation for the user-exit program or the person who developed the user-exit program to determine the meaning of the return code specified in the message.

**0420-206**

ERROR: The Message Page user-exit program \_\_\_\_ ended the print job.

**Explanation:**

The user-exit program specified in the message ended the print job based on conditions defined by the user-exit program.

**System action:**

The print job ends. InfoPrint Manager leaves the user-exit program active in memory.

**User response:**

Contact the person who developed the user-exit program for more information on the cause of this error.

**0420-207**

ERROR: InfoPrint Manager could not find the Output Data user-exit program \_\_\_\_ in the expected path \_\_\_\_ (return code=\_\_\_\_).

**Explanation:**

InfoPrint Manager dynamically loads a user-exit program into memory prior to running the program. The user-exit program was not in the path specified in this message.

**System action:**

InfoPrint Manager cannot start this InfoPrint Manager instance.

**User response:**

Look at the PATH statement in the `/etc/environment` file. Check that the PATH statement includes the directory in which the user-exit program is located. In addition to the path specified in the `/etc/environment` file, `/usr/lpp/psf/bin` is also a valid directory location for the user-exit program. Check that the user-exit program name specified on the InfoPrint Manager SMIT Output Data User Exit Options panel is correct. If both the path and the program name are correct, use local problem-reporting procedures to report this message and the return code number that it contains.

**0420-208**

ERROR: The Output Data user-exit program \_\_\_\_ refers to a function \_\_\_\_ that cannot be found (return code=\_\_\_\_).

**Explanation:**

InfoPrint Manager successfully loaded the user-exit program into memory, but the user-exit program made a function call to a function that cannot be found.

**System action:**

InfoPrint Manager cannot start this InfoPrint Manager instance.

**User response:**

Contact the person who developed the user-exit program. The program might have been compiled incorrectly, or the name of the function that cannot be found might have been misspelled. Use local problem-reporting procedures to report this message and the return code that it contains.

**0420-209**

ERROR: The Output Data user-exit program \_\_\_\_ reported a recoverable error.

**Explanation:**

The user-exit program specified in the message reported a recoverable job completion error.

**System action:**

InfoPrint Manager records the error in the error log and continues processing the print job. The user-exit program remains active.

**User response:**

See the documentation for the user-exit program or the person who developed the user-exit program to determine the meaning of the return code specified in the message.

**Note**

The sample user-exit program supplied with InfoPrint Manager does not generate this error.

**0420-210**

ERROR: The Output Data user-exit program \_\_\_\_ reported an error from which it cannot recover.

**Explanation:**

The user-exit program specified in the message reported an error that caused the user-exit program to end.

**System action:**

InfoPrint Manager records this error message in the error log and continues processing the print job. The user-exit program ends, and InfoPrint Manager removes it from memory. This program will not be called again for this InfoPrint Manager instance.

**User response:**

See the documentation for the user-exit program or the person who developed the user-exit program for further information on the cause of this error.

**Note**

The sample user-exit program supplied with InfoPrint Manager does not generate this error.

**0420-211**

ERROR: The Output Data user-exit program \_\_\_\_ ended the print job.

**Explanation:**

The user-exit program specified in the message ended the print job based on conditions defined by the user-exit program.

**System action:**

The print job ends. InfoPrint Manager leaves the user-exit program active in memory.

**User response:**

Contact the person who developed the user-exit program for more information on the cause of this error.

**0420-212**

ERROR: InfoPrint Manager cannot find the Separator Page user-exit program \_\_\_\_ in the expected path \_\_\_\_ (return code=\_\_\_\_).

**Explanation:**

InfoPrint Manager dynamically loads a user-exit program into memory prior to running the program. The user-exit program was not in the path specified in this message.

**System action:**

InfoPrint Manager cannot start this InfoPrint Manager instance.

**User response:**

Look at the PATH statement in the `/etc/environment` file. Check that the PATH statement includes the directory in which the user-exit program is located. In addition to the path specified in the `/etc/environment` file, `/usr/lpp/psf/bin` is also a valid directory location for the user-exit program. Check that the user-exit program name specified on the InfoPrint Manager SMIT Separator Page User Exit Options panel is correct. If both the path and the program name are correct, use local problem-reporting procedures to report this message and the return code number that it contains.

**0420-213**

ERROR: The Separator Page user-exit program \_\_\_\_ refers to a function \_\_\_\_ that cannot be found (return code=\_\_\_\_).

**Explanation:**

InfoPrint Manager successfully loaded the user-exit program into memory, but the user-exit program made a function call to a function that cannot be found.

**System action:**

InfoPrint Manager cannot start this InfoPrint Manager instance.

**User response:**

Contact the person who developed the user-exit program. The program might have been compiled incorrectly, or the name of the function that cannot be found might have been misspelled. Use local problem-reporting procedures to report this message and the return code that it contains.

**0420-214**

ERROR: The Separator Page user-exit program \_\_\_\_ reported a recoverable error (return code=\_\_\_\_).

**Explanation:**

The user-exit program specified in the message reported a recoverable job completion error.

**System action:**

InfoPrint Manager records the error in the error log and continues processing the print job. The user-exit program remains active.

**User response:**

See the documentation for the user-exit program or the person who developed the user-exit program to determine the meaning of the return code specified in the message.

**Note**

The sample user-exit program supplied with InfoPrint Manager does not generate this error.

**0420-215**

ERROR: The Separator Page user-exit program \_\_\_\_ reported an error from which it cannot recover.

**Explanation:**

The user-exit program specified in the message reported an error that caused the user-exit program to end.

**System action:**

InfoPrint Manager records this error message in the error log and continues processing the print job. The user-exit program ends, and InfoPrint Manager removes it from memory. This program will not be called again for this InfoPrint Manager instance.

**User response:**

See the documentation for the user-exit program or the person who developed the user-exit program for further information on the cause of this error.

**Note**

The sample user-exit program supplied with InfoPrint Manager does not generate this error.

**0420-216**

ERROR: The Separator Page user-exit program \_\_\_\_ ended the print job.

**Explanation:**

The user-exit program specified in the message ended the print job based on conditions defined by the user-exit program.

**System action:**

The print job ends. InfoPrint Manager leaves the user-exit program active in memory.

**User response:**

Contact the person who developed the user-exit program for more information on the cause of this error.

**0420-217**

ERROR: InfoPrint Manager could not find the Trailer Page user-exit program \_\_\_\_ in the expected path \_\_\_\_ (return code=\_\_\_\_).

**Explanation:**

InfoPrint Manager dynamically loads a user-exit program into memory prior to running the program. The user-exit program was not in the path specified in this message.

**System action:**

InfoPrint Manager cannot start this InfoPrint Manager instance.

**User response:**

Look at the PATH statement in the `/etc/environment` file. Check that the PATH statement includes the directory in which the user-exit program is located. In addition to the path specified in the `/etc/environment` file, `/usr/lpp/psf/bin` is also a valid directory location for the user-exit program.

Check that the user-exit program name specified on the InfoPrint Manager SMIT Trailer Page User Exit Options panel is correct. If both the path and the program name are correct, use local problem-reporting procedures to report this message and the return code number that it contains.

### 0420-218

ERROR: The Trailer Page user-exit program \_\_\_\_ refers to a function \_\_\_\_ that cannot be found (return code=\_\_\_\_).

#### Explanation:

InfoPrint Manager successfully loaded the user-exit program into memory, but the user-exit program made a function call to a function that cannot be found.

#### System action:

InfoPrint Manager cannot start this InfoPrint Manager instance.

#### User response:

Contact the person who developed the user-exit program. The program might have been compiled incorrectly, or the name of the function that cannot be found might have been misspelled. Use local problem-reporting procedures to report this message and the return code that it contains.

### 0420-219

ERROR: The Trailer Page user-exit program \_\_\_\_ reported a recoverable error (return code=\_\_\_\_).

#### Explanation:

The user-exit program specified in the message reported a recoverable job completion error.

#### System action:

InfoPrint Manager records the error in the error log and continues processing the print job. The user-exit program remains active.

#### User response:

See the documentation for the user-exit program or the person who developed the user-exit program to determine the meaning of the return code specified in the message.

#### Note

The sample user-exit program supplied with InfoPrint Manager does not generate this error.

### 0420-220

ERROR: The Trailer Page user-exit program \_\_\_\_ reported an error from which it cannot recover.

#### Explanation:

The user-exit program specified in the message reported an error that caused the user-exit program to end.

#### System action:

InfoPrint Manager records this error message in the error log and continues processing the print job. The user-exit program ends, and InfoPrint Manager removes it from memory. This program will not be called again for this InfoPrint Manager instance.

**User response:**

See the documentation for the user-exit program or the person who developed the user-exit program for further information on the cause of this error.

 **Note**

The sample user-exit program supplied with InfoPrint Manager does not generate this error.

**0420-221**

ERROR: The message service shared-memory segment \_\_\_\_ cannot be allocated. The AIX error code is \_\_\_\_.

**Explanation:**

The **DosAllocShrSeg** request during message service initialization failed. This prevented the message service from successfully initializing.

**System action:**

InfoPrint Manager cannot start this InfoPrint Manager instance.

**User response:**

Use local problem-reporting procedures to report this message.

**0420-222**

ERROR: AIX cannot create a message service shared-memory segment access semaphore \_\_\_\_\_. The AIX error code is \_\_\_\_\_.

**Explanation:**

The **DosCreateSem** request during message service initialization failed. This prevented the message service from successfully initializing.

**System action:**

InfoPrint Manager cannot start this InfoPrint Manager instance.

**User response:**

Use local problem-reporting procedures to report this message.

**0420-223**

ERROR: The message service shared memory segment \_\_\_\_ cannot be opened. The AIX error code is \_\_\_\_.

**Explanation:**

The **DosGetShrSeg** request during message service initialization failed. This prevented the message service from successfully initializing.

**System action:**

InfoPrint Manager cannot start this InfoPrint Manager instance.

**User response:**

Use local problem-reporting procedures to report this message.



**0420-224**

ERROR: The open message service shared memory segment access semaphore \_\_\_\_\_ cannot be opened. The AIX error code is \_\_\_\_\_.

**Explanation:**

The **DosOpenSem** request during message service initialization failed. This prevented the message service from successfully initializing.

**System action:**

InfoPrint Manager cannot start this InfoPrint Manager instance. InfoPrint Manager initialization failed.

**User response:**

Use local problem-reporting procedures to report this message.

**0420-225**

The error occurred in the resource \_\_\_\_\_ in file \_\_\_\_\_. The structured field in error was a \_\_\_\_\_ structured field (\_\_\_\_\_) with sequence number \_\_\_\_\_ located at file offset \_\_\_\_\_.

**Explanation:**

This message is intended to help identify the structured field that caused a previous error message. The information provided includes:

- The resource name of the resource containing the structured field in error
- The fully qualified path to the file containing the structured field in error
- The acronym used to refer to the structured field; for example: IOC for the Image Output Control structured field
- The 3-byte hexadecimal code by which InfoPrint Manager identifies the structured field; for example: X 'D3A77B' for the Image Output Control structured field
- The 2-byte sequence number of the structured field in error; all structured fields contain a 2-byte sequence number in bytes 6-7 of the structured field introducer
- The offset within the input file where the first byte of the record containing the structured field appears

 **Note**

The offset starts at zero.

This message can appear several times. When an error is detected, the message is issued first for the structured field in error, then once for each structured field that caused InfoPrint Manager to process an additional structured field. For example, if an error occurs in a CFI structured field of a coded font that is specified with an MCF-1 structured field in a page overlay, the message is issued once for the CFI structured field in the coded font and again for the MCF-1 structured field in the overlay. A similar message is then issued for the MPO structured field in the print file. The set of messages establishes a 'chain' from the structured field in error, back through each resource file. See the 'MO:DCA Reference' for further information on this structured field.

**System action:**

See the system actions for other error messages in this message group.

**User response:**

See the responses for other error messages in this message group.

### 0420-228

ERROR: InfoPrint Manager cannot open the resource \_\_\_\_ referenced in the file \_\_\_\_.

#### Explanation:

InfoPrint Manager cannot access the resource file specified in the message. Someone might have deleted or moved the resource file. If the resource is located in a network file system, you may not have the required root permission to read the file. The file might not have been exported correctly across the network.

#### System action:

InfoPrint Manager stops processing the file at the point of the error. If there are other files in this print job, InfoPrint Manager resumes processing starting with the next file in the job; otherwise, InfoPrint Manager cancels the job.

#### User response:

Check that the reference to the resource name is spelled correctly in the file. Check that the resource exists in the path `/usr/lpp/psf/reslib` or in the resource search paths specified when the print job is submitted. The resource path can also be specified with the **PSFPATH** environment variable. Use the AIX **env** command to view the settings of the environment variables. When specifying multiple paths, separate the paths with colons. In network environments, check that the owner, group, and others have permission to read the file.

### 0420-229

ERROR: InfoPrint Manager cannot read the file \_\_\_\_.

#### Explanation:

InfoPrint Manager opened the file but could not read it. If this error occurred in a network environment, the file might not have been exported correctly. If the file is on a remotely-mounted file system, the network itself might not be functioning correctly.

#### System action:

InfoPrint Manager stops processing the file at the point of the error. If there are other files in this print job, InfoPrint Manager resumes processing starting with the next file in the job; otherwise, InfoPrint Manager cancels the job.

#### User response:

If this error is happening within a network, check that the file was exported correctly, and check that the network is working correctly. If the error cannot be corrected or the error occurs again, use local problem-reporting procedures to report this message.

### 0420-231

ERROR: The resource \_\_\_\_ in file \_\_\_\_ is not an AFP data stream resource.

#### Explanation:

The file does not contain a valid AFP data stream resource. Specifically, an AFP data stream resource must contain a Begin (Bxx) structured field; this structured field must be the first structured field, other than No operation (NOP) structured fields, in the file. The file specified in the message

did not contain a Bxx structured field as the first non-NOP structured field. See the 'MO:DCA Reference' for further information on these structured fields.

**System action:**

InfoPrint Manager stops processing the file at the point of the error. If there are other files in this print job, InfoPrint Manager resumes processing starting with the next file in the job; otherwise, InfoPrint Manager cancels the job.

**User response:**

Correct the problem with the resource and send the file again.

**0420-232**

ERROR: The resource \_\_\_\_ in file \_\_\_\_ does not contain the expected type of AFP data stream resource. InfoPrint Manager expected to find \_\_\_\_ and found \_\_\_\_ instead.

**Explanation:**

InfoPrint Manager opened a file to process a specific type of AFP data stream resource. The file's Begin structured field, such as Begin Page Segment (BPS), is used to determine the type of resource. The file contains a different type of AFP resource than InfoPrint Manager expected.

**System action:**

InfoPrint Manager stops processing the file at the point of the error. If there are other files in this print job, InfoPrint Manager resumes processing starting with the next file in the job; otherwise, InfoPrint Manager cancels the job.

**User response:**

Check that the resource matches the type of resource specified by its Begin structured field. Check that any reference to the resource specifies the correct type of resource. For example, a default form definition might have been specified on the InfoPrint Manager SMIT Processing Options panel, but the specified file is not a form definition.

**0420-233**

ERROR: The character set \_\_\_\_ contains a Font Orientation (FNO) structured field where repeating group number \_\_\_\_, which is used for character rotation X'\_\_\_\_', contains the Font Index (FNI) number \_\_\_\_, but there are only \_\_\_\_ FNI structured fields in the character set.

**Explanation:**

Each Font Orientation (FNO) structured field repeating group contains a zero-based font index (FNI) number that indicates which FNI structured field is to be used in loading a font. For example, if an FNO repeating group contains an FNI number of three, the fourth FNI is used in loading the font. In this case, the FNO repeating group contained an FNI number that was equal to or greater than the total number of FNI structured fields in the character set. See the 'Advanced Function Printing: Host Font Data Stream Reference' for further information on this structured field.

**System action:**

InfoPrint Manager stops processing the file at the point of the error. If there are other files in this print job, InfoPrint Manager resumes processing starting with the next file in the job; otherwise, InfoPrint Manager cancels the job.

**User response:**

Correct the problem in the font character set and send the job again.

### **0420-234**

ERROR: InfoPrint Manager cannot find a \_\_\_\_ structured field in the font character set in file \_\_\_\_.

#### **Explanation:**

A font character set must contain certain required structured fields. A font character set does not contain the structured field specified in the message.

#### **System action:**

InfoPrint Manager stops processing the file at the point of the error. If there are other files in this print job, InfoPrint Manager resumes processing starting with the next file in the job; otherwise, InfoPrint Manager cancels the job.

#### **User response:**

Correct the font character set problem.

### **0420-235**

InfoPrint Manager Error Log created for actual destination \_\_\_\_.

#### **Explanation:**

InfoPrint Manager writes this message as the first entry in the error log to identify the actual destination to which the error log belongs.

#### **System action:**

InfoPrint Manager writes this message to the error log when InfoPrint Manager initializes.

#### **User response:**

This is an informational message; no response is required.

### **0420-236**

The Error Log has wrapped.

#### **Explanation:**

When the WRAP error log field of the InfoPrint Manager SMIT Error Log and Trace Options panel is set to Yes, InfoPrint Manager wraps the error log for the actual destination when the maximum error log size, specified on the same panel, is reached. This message indicates that an error log wrap occurred and InfoPrint Manager is writing over messages previously recorded in the error log.

#### **System action:**

InfoPrint Manager writes this message to the error log.

#### **User response:**

This is an informational message; no response is required.

### **0420-237**

Starting the Error Log for actual destination \_\_\_\_.

**Explanation:**

InfoPrint Manager issues this messages when restarting after an error condition.

**System action:**

InfoPrint Manager writes this message to the error log.

**User response:**

This is an informational message; no response is required.

**0420-238**

Stopping the Error Log for actual destination \_\_\_\_.

**Explanation:**

InfoPrint Manager issues this messages when stopping because of an error condition.

**System action:**

InfoPrint Manager writes this message to the error log.

**User response:**

This is an informational message; no response is required.

**0420-239**

A print position adjustment was made by the actual destination operator.

**Explanation:**

The actual destination reported that a print position adjustment was made to the actual destination's continuous-forms paper supply during the print job. Printed output should be acceptable.

**System action:**

After the print position adjustment is made, InfoPrint Manager recovers and printing continues.

**User response:**

Examine the printed output to determine if the forms adjustment caused any printing problems. If any problems are found, send the print job again.

**0420-240**

The statistics file was created on \_\_\_\_\_.

**Explanation:**

Indicates the date and time that the statistics file was created. This message is used in the header of the statistics file only.

**System action:**

Processing continues.

**User response:**

This is an informational message; no response is required.

**0420-241**

The statistics file last changed \_\_\_\_.

**Explanation:**

Indicates the date and time that the statistics file was last changed. This message is used in the header of the statistics file only.

**System action:**

Processing continues.

**User response:**

This is an informational message; no response is required.

**0420-242**

ERROR: The Default Graphic Character ID '\_\_\_\_', which is specified in the Code Page Control (CPC) structured field, cannot be found in the Font Index (FNI) structured field number '\_\_\_\_'.

**Explanation:**

The Code Page Control (CPC) structured field contains the 8-byte ID of the default graphic character to be used for any code point that is not specified in the Code Page Index (CPI) structured field, and for any code point in the CPI structured field whose corresponding graphic character ID cannot be located in any repeating group of the Font Index (FNI) structured field. InfoPrint Manager requires that the default graphic ID specified in the CPC structured field appears in the FNI structured field. In this case, an FNI structured field was searched, but no repeating group was found that contained the default graphic character ID. The CPC and CPI structured fields are contained in the code page; the FNI structured field is contained in the font character set. See the 'Font Object Content Architecture Reference' for further information on this structured field.

**System action:**

InfoPrint Manager stops processing the file at the point of the error. If there are other files in this print job, InfoPrint Manager resumes processing starting with the next file in the job; otherwise, InfoPrint Manager cancels the job.

**User response:**

Correct the problem with the code page or character set and send the job again.

**0420-243**

ERROR: The Font Index (FNI) structured field number \_\_\_\_ with repeating group number \_\_\_\_ and graphic character ID \_\_\_\_ contains a value \_\_\_\_ for the FNM index field that is not valid. The number of FNM repeating groups is \_\_\_\_.

**Explanation:**

The Font Index (FNI) structured field contained at least one repeating group that contained an Font Patterns Map (FNM) index field that was too large. The FNM index field is a zero-based index into the data from the FNM structured field, and therefore must contain a value that is less than the number of FNM repeating groups. See the 'Advanced Function Printing: Host Font Data Stream Reference' for further information on the FNI structured field.

**System action:**

InfoPrint Manager stops processing the file at the point of the error. If there are other files in this print job, InfoPrint Manager resumes processing starting with the next file in the job; otherwise, InfoPrint Manager cancels the job.

**User response:**

Correct the problem with the font character set and send the job again.

**0420-244**

InfoPrint Manager Statistics File

**Explanation:**

This is the first line of the InfoPrint Manager statistics file.

**System action:**

This message is informational only.

**User response:**

Review the other entries in the statistics file.

**0420-245**

InfoPrint Manager Error Log

**Explanation:**

This is the first line of the InfoPrint Manager statistics file.

**System action:**

This message is informational only.

**User response:**

Review the other entries in the error log.

**0420-246**

Message from actual destination: \_\_\_\_\_

**Explanation:**

An InfoPrint Manager error has occurred with the InfoPrint Manager actual destination specified in the message. Other error messages in this message group provide more details about the problem.

**System action:**

See the system actions for other error messages in this message group.

**User response:**

Use the InfoPrint Manager SMIT List All Printers Defined to InfoPrint Manager panel to determine which actual destination corresponds to the actual destination name specified in this message.

**0420-247**

Job Name=\_\_\_\_\_ Job ID=\_\_\_\_\_ Node ID=\_\_\_\_\_ User ID=\_\_\_\_\_

**Explanation:**

This is an additional information message that is concatenated with error log messages associated with a print job or page.

**System action:**

InfoPrint Manager writes this message to the error log.

**User response:**

This is an informational message; no response is required.

**0420-248**

ERROR: The actual destination reported an error, but InfoPrint Manager cannot recover because there is not enough memory.

**Explanation:**

InfoPrint Manager ran out of memory and cannot correct an actual destination error.

**System action:**

InfoPrint Manager ends this InfoPrint Manager instance.

**User response:**

Send the job again. If the error cannot be corrected or the error occurs again, use local problem-reporting procedures to report this message.

**0420-249**

InfoPrint Manager received IPDS exception X'\_\_\_\_.\_\_\_\_', action code X'\_\_\_\_' from the actual destination.

**Explanation:**

This message identifies the IPDS exception that was reported to InfoPrint Manager by the actual destination. See the 'IPDS Reference' for specific information on the Exception ID and the Action Code contained within this message.

**System action:**

See the system actions for other error messages in this message group.

**User response:**

See the responses for other error messages in this message group.

**0420-250**

In the font character set named \_\_\_\_\_, the projected font byte count \_\_\_\_\_ does not match the actual count \_\_\_\_\_.

**Explanation:**

The length of all the FNG (Font Patterns) structured fields is less than the length, in bytes, of the font pattern data (when the pattern technology identifier is set to X'1E' or X'1F') specified in bytes 28-31 of Font Control (FNC) structured field.

**System action:**



InfoPrint Manager stops processing the file at the point of the error. If there are other files in this print job, InfoPrint Manager resumes processing starting with the next file in the job. Otherwise, InfoPrint Manager cancels the job.

**User response:**

If you created the FCS, correct the error by consulting font data stream references. Otherwise, notify the person who administers your system or the owner of the FCS and have the error corrected.

**0420-251**

ERROR: The actual destination reported an error condition that is not recognized.

**Explanation:**

The actual destination reported an IPDS exception that InfoPrint Manager does not recognize. The actual destination microcode might have been updated to a level not supported by or known by the installed version of InfoPrint Manager.

**System action:**

InfoPrint Manager ends this InfoPrint Manager instance.

**User response:**

Use local problem-reporting procedures to report this message.

**0420-252**

The sense bytes received from the actual destination are X'\_\_\_\_\_':

**Explanation:**

This message identifies the sense bytes that the actual destination reported. The IPDS exception was generated from the actual destination sense bytes. See the 'IPDS Reference' for details about actual destination sense and IPDS exceptions.

**System action:**

See the system actions for other error messages in this message group.

**User response:**

See the responses for other error messages in this message group.

**0420-253**

InfoPrint Manager canceled printing of the file.

**Explanation:**

InfoPrint Manager stops processing the file as part of InfoPrint Manager error recovery. See the explanations for other error messages in this message group.

**System action:**

InfoPrint Manager stops processing the file at the point of the error. If there are other files in this print job, InfoPrint Manager resumes processing starting with the next file in the job; otherwise, InfoPrint Manager cancels the job.

**User response:**

Correct the causes of the other error messages in this message group.

### **0420-254**

The actual destination reported an error that caused InfoPrint Manager to stop processing the page.

#### **Explanation:**

InfoPrint Manager stops processing the page as a part of InfoPrint Manager error recovery. However, the page containing the error might appear to be complete. See the explanations for other error messages in this message group.

#### **System action:**

InfoPrint Manager stops processing the page containing the error, and printing continues with the next page in the print job.

#### **User response:**

See the responses for other error messages in this message group.

### **0420-255**

ERROR: InfoPrint Manager has lost contact with the actual destination. InfoPrint Manager cannot recover from the reported actual destination errors.

#### **Explanation:**

InfoPrint Manager lost contact with the actual destination during error recovery. There might be a problem with the actual destination cable connection or the actual destination might have entered a not ready state. InfoPrint Manager cannot communicate with the actual destination until contact is restored.

#### **System action:**

InfoPrint Manager ends this InfoPrint Manager instance.

#### **User response:**

Determine why the destination contact was lost, and correct the problem.

### **0420-256**

ERROR: The actual destination restarted while printing this job.

#### **Explanation:**

Destination restarts can occur because the power to the actual destination is interrupted, or because of certain error conditions. When an actual destination restarts, InfoPrint Manager cannot determine how much of the print job information previously sent to the actual destination by InfoPrint Manager was printed before the restart occurred.

#### **System action:**

After the actual destination restart is complete, InfoPrint Manager resumes sending print job information to the actual destination. The resulting printed output might contain duplicate pages.

#### **User response:**

Check the printed output and remove any duplicate pages.

**0420-257**

The actual destination Cancel key was pressed.

**Explanation:**

Someone pressed the Cancel key on the actual destination while a job was printing.

**System action:**

InfoPrint Manager cancels the print job in progress at the time the Cancel key is pressed. InfoPrint Manager ignores the actual destination Cancel key during the processing of a trailer page.

**User response:**

If the Cancel key was pressed intentionally, no action is required. Otherwise, send the print job again.

**0420-258**

ERROR: The actual destination reported a text-control code that is not valid.

**Explanation:**

The actual destination reported an embedded Intelligent Printer Data Stream (IPDS) text control code that is either not valid or not supported. InfoPrint Manager might not support this actual destination, or the actual destination might not have the appropriate hardware or microcode installed.

**System action:**

InfoPrint Manager stops processing the page containing the error, and printing continues with the next page in the print job.

**User response:**

Check that the actual destination is one of the models that InfoPrint Manager supports and is equipped as specified in the documentation for the actual destination. If necessary, use local problem-reporting procedures to report this message.

**0420-259**

ERROR: InfoPrint Manager cannot assign a resource ID to the resource named \_\_\_\_.

**Explanation:**

InfoPrint Manager assigns a resource ID to each actual destination resource. Destination resources include single-byte fonts, double-byte fonts, data-object-resources, overlays, and page segments. A page required more resources of a certain type than could be assigned resource IDs. The page cannot be printed. For more information on actual destination resources, see the 'IPDS Reference'.

**System action:**

InfoPrint Manager stops processing the file at the point of the error. If there are other files in this print job, InfoPrint Manager resumes processing starting with the next file in the job; otherwise, InfoPrint Manager cancels the job.

**User response:**

Reduce the number of resources (of the type specified in the message text) used by the page.

**0420-260**

The actual destination reported an out-of-storage condition. Recovery was performed.

**Explanation:**

The actual destination reported to InfoPrint Manager that it ran out of storage while trying to print the current job. InfoPrint Manager recovers from this problem by deleting unneeded actual destination resources and retrying the print job from the point of the reported error. This message goes to the error log only.

**System action:**

InfoPrint Manager deletes the resources and processes the page again.

**User response:**

This is an informational message; no response is required.

**0420-261**

ERROR: The actual destination reported that it has insufficient memory to print a page. InfoPrint Manager cannot correct the problem.

**Explanation:**

When the actual destination first notifies InfoPrint Manager that an out-of-memory condition occurred for a given page in the print job, InfoPrint Manager deletes all resources from memory except those required by that page and tries to print the page. If, after the unneeded resources are deleted, the actual destination reports a second out-of-memory condition for the same page, the page is too large or too complex to print on this actual destination, and InfoPrint Manager issues this message.

**System action:**

InfoPrint Manager stops processing the file at the point of the error. If there are other files in this print job, InfoPrint Manager resumes processing starting with the next file in the job; otherwise, InfoPrint Manager cancels the job.

**User response:**

Send the print job to a different actual destination that has more memory, or make the page less complicated by reducing the number of resources required by the page. Some actual destinations return this error when the page size defined for a page is larger than a pre-defined maximum page size. This maximum page size can be changed in the actual destination as part of the actual destination configuration. In this situation, you can correct the problem either by creating smaller pages before printing the job (e.g have the transform program generate smaller output pages), or you can increase the maximum page size in the actual destination configuration. See your actual destination documentation to determine whether and how you can do this.

**0420-262**

ERROR: The actual destination reported an IPDS command length that is either not valid or not supported.

**Explanation:**

The actual destination reported an IPDS command length that is either not valid or not supported. See the 'IPDS Reference' for more information on valid command lengths.

**System action:**

InfoPrint Manager stops processing the page containing the error, and printing continues with the next page in the print job.

**User response:**

Use the accompanying messages to determine if the structured field causing the error is in the input file or in a resource referenced by the input file. The program or person who created the input file or resource most likely caused the error. Correct the error in the input file or resource and send the job again.

**0420-263**

ERROR: The actual destination reported a data structured field that is not valid.

**Explanation:**

Either an actual destination internal microcode error or an InfoPrint Manager internal logic error occurred.

**System action:**

InfoPrint Manager stops processing the file at the point of the error. If there are other files in this print job, InfoPrint Manager resumes processing starting with the next file in the job; otherwise, InfoPrint Manager cancels the job.

**User response:**

Use local problem-reporting procedures to report this message.

**0420-264**

Check the printed output for duplicate pages.

**Explanation:**

Because of another error or errors, such as an actual destination restart or a power failure, InfoPrint Manager has moved the point within the print job from which it starts sending information to the actual destination after error recovery. Printing continues, but duplicate pages might be printed. This message only appears when InfoPrint Manager cannot determine what has already been printed.

**System action:**

See the system actions for other error messages in this message group.

**User response:**

Check the printed output and remove any duplicate pages.

**0420-265**

ERROR: The actual destination reported a block orientation that is either not valid or not supported.

**Explanation:**

The reported problem is in an image, graphics, object container or presentation text block. The block is part of the page in error or is contained in a page segment, overlay, or data-object-resource used on the page in error. See the 'Mixed Object Document Content Architecture Reference' for further information on this structured field.

**System action:**

InfoPrint Manager stops processing the page containing the error and printing continues with the next page in the print job.

**User response:**

Use the accompanying messages to determine if the structured field causing the error is in the input file or in a resource referenced by the input file. The program or person who created the input file or resource most likely caused the error. Correct the error in the input file or resource and send the job again.

**0420-266**

ERROR: The actual destination reported that an End Page or END command was received before a text suppression ended.

**Explanation:**

An End Page or END command was encountered before a text suppression ended. See the 'IPDS Reference' for a description of text suppressions and the End Page and END commands.

**System action:**

InfoPrint Manager stops processing the page containing the error, and printing continues with the next page in the print job.

**User response:**

Use the accompanying messages to determine if the structured field causing the error is in the input file or in a resource referenced by the input file. The program or person who created the input file or resource most likely caused the error. Correct the error in the input file or resource and send the job again.

**0420-267**

ERROR: The actual destination reported an Image, Presentation Text or Object Container Position that is either not valid or not supported.

**Explanation:**

There is a problem in either the Image Area Position self-defining field, the Write Object Container Control(WOCC) command, the Text Area Position self-defining field of Write Text Control (WTC) command, or the Include Data Object (IDO) command . The Image Area Position self-defining field is part of the Write Image Control 2 (WIC2) command. See the 'Intelligent Printer Data Stream Reference' for more information about these commands.

**System action:**

InfoPrint Manager stops processing the file at the point of the error. If there are other files in this print job, InfoPrint Manager resumes processing starting with the next file in the job; otherwise, InfoPrint Manager cancels the job.

**User response:**

Send the print job again. If the error still occurs, use local problem-reporting procedures to report this message.

**0420-268**

ERROR: The actual destination reported a spanning sequence that is not valid.

**Explanation:**

See the 'IPDS Reference' for a description of the spanning sequences for the **Write Text (WT)** command.

**System action:**

InfoPrint Manager stops processing the page containing the error, and printing continues with the next page in the print job.

**User response:**

Use the accompanying messages to determine if the structured field causing the error is in the input file or in a resource referenced by the input file. The program or person who created the input file or resource most likely caused the error. Correct the error in the input file or resource and send the job again.

**0420-269**

ERROR: The actual destination reported the unit base of a structured field that is either not valid or not supported.

**Explanation:**

See the 'MO:DCA Reference' for a description of structured field unit bases.

**System action:**

InfoPrint Manager stops processing the file at the point of the error. If there are other files in this print job, InfoPrint Manager resumes processing starting with the next file in the job; otherwise, InfoPrint Manager cancels the job.

**User response:**

Send the print job again. If the error still occurs, use local problem-reporting procedures to report this message.

**0420-270**

ERROR: The actual destination reported that the length of the IPDS command header is not valid.

**Explanation:**

Either an actual destination internal microcode error or an InfoPrint Manager internal logic error occurred.

**System action:**

InfoPrint Manager stops processing the file at the point of the error. If there are other files in this print job, InfoPrint Manager resumes processing starting with the next file in the job; otherwise, InfoPrint Manager cancels the job.

**User response:**

Use local problem-reporting procedures to report this message.

**0420-271**

ERROR: The actual destination reported a Begin Suppression text control that is not valid.

**Explanation:**

The reported error indicates that a Begin Suppression text control was received by the actual destination in a page, a page segment, or an overlay before a previous suppression ended. The text control is contained in a Presentation Text (PTX) structured field. See the 'PTOCA Reference' for further information on this text control.

**System action:**

InfoPrint Manager stops processing the page containing the error, and printing continues with the next page in the print job.

**User response:**

Use the accompanying messages to determine if the structured field causing the error is in the input file or in a resource referenced by the input file. The program or person who created the input file or resource most likely caused the error. Correct the error in the input file or resource and send the job again.

**0420-272**

ERROR: The actual destination reported structured field L-units that are either not valid or not supported.

**Explanation:**

See the 'MO:DCA Reference' for a description of structured field L-units.

**System action:**

InfoPrint Manager stops processing the page containing the error, and printing continues with the next page in the print job.

**User response:**

Use the accompanying messages to determine if the structured field causing the error is in the input file or in a resource referenced by the input file. The program or person who created the input file or resource most likely caused the error. Correct the error in the input file or resource and send the job again.

**0420-273**

ERROR: The actual destination reported structured field extents that are either not valid or not supported.

**Explanation:**

See the 'MO:DCA Reference' for a description of structured field extents.

**System action:**

InfoPrint Manager stops processing the page containing the error, and printing continues with the next page in the print job.

**User response:**

Use the accompanying messages to determine if the structured field causing the error is in the input file or in a resource referenced by the input file. The program or person who created the input file or



resource most likely caused the error. Correct the error in the input file or resource and send the job again.

#### **0420-274**

ERROR: The actual destination reported a mapping option that is either not valid or not supported.

#### **Explanation:**

Either an actual destination internal microcode error or an InfoPrint Manager internal logic error occurred.

#### **System action:**

InfoPrint Manager stops processing the file at the point of the error. If there are other files in this print job, InfoPrint Manager resumes processing starting with the next file in the job; otherwise, InfoPrint Manager cancels the job.

#### **User response:**

Use local problem-reporting procedures to report this message.

#### **0420-275**

ERROR: The actual destination reported axis offsets that are either not valid or not supported.

#### **Explanation:**

The axis offset values specified in the output-control structured field of an image, graphics, presentation text or object container block are either not valid or not supported. The block is part of the page in error or is contained in a page segment, overlay, or data-object-resource used on the page in error. See the 'Mixed Object Document Content Architecture Reference' for further information on this structured field.

#### **System action:**

InfoPrint Manager stops processing the page containing the error, and printing continues with the next page in the print job.

#### **User response:**

Use the accompanying messages to determine if the structured field causing the error is in the input file or in a resource referenced by the input file. The program or person who created the input file or resource most likely caused the error. Correct the error in the input file or resource and send the job again.

#### **0420-276**

ERROR: The actual destination reported an image block positioned outside of the valid printable area.

#### **Explanation:**

The reported problem is in an image or graphics block. An image or graphics block includes the white space surrounding the image or graphic. This error can be caused by any part of the image or graphics block, including the white space, extending off of the logical page. See the 'MO:DCA Reference' for more information on image and graphics blocks.

#### **System action:**

InfoPrint Manager stops processing the page containing the error, and printing continues with the next page in the print job.

**User response:**

Use the accompanying messages to determine if the structured field causing the error is in the input file or in a resource referenced by the input file. The program or person who created the input file or resource most likely caused the error. Correct the error in the input file or resource and send the job again.

**0420-277**

ERROR: The actual destination reported a structured field identifier that is not valid.

**Explanation:**

Either an actual destination internal microcode error or an InfoPrint Manager internal logic error occurred.

**System action:**

InfoPrint Manager stops processing the file at the point of the error. If there are other files in this print job, InfoPrint Manager resumes processing starting with the next file in the job; otherwise, InfoPrint Manager cancels the job.

**User response:**

Use local problem-reporting procedures to report this message.

**0420-278**

ERROR: The actual destination reported a local font identifier that is either not valid or not supported.

**Explanation:**

A local font identifier in a Set Coded-Font Local text control or in a **Load Page Descriptor** command is either not valid or not supported. See the 'IPDS Reference' for more information about these commands.

**System action:**

InfoPrint Manager stops processing the page containing the error, and printing continues with the next page in the print job.

**User response:**

Use the accompanying messages to determine if the structured field causing the error is in the input file or in a resource referenced by the input file. The program or person who created the input file or resource most likely caused the error. Correct the error in the input file or resource and send the job again.

**0420-279**

ERROR: The actual destination reported a Set Text Orientation text control that is either not valid or not supported.

**Explanation:**

There is a problem with the inline direction value, the baseline direction value, or the combination of inline and baseline direction values that were specified. The text control is contained in a

Presentation Text (PTX) structured field. See the 'PTOCA Reference' for further information on this text control.

**System action:**

InfoPrint Manager stops processing the page containing the error, and printing continues with the next page in the print job.

**User response:**

Use the accompanying messages to determine if the structured field causing the error is in the input file or in a resource referenced by the input file. The program or person who created the input file or resource most likely caused the error. Correct the error in the input file or resource and send the job again.

**0420-280**

ERROR: The actual destination reported a Set Inline Margin text control that is either not valid or not supported.

**Explanation:**

The inline margin value specified in a Set Inline Margin text control or in a Load Page Descriptor command or in a Write Text Control command is either not valid or not supported. The Set Inline Margin control sequence is part of the Write Text (WT) command. See the 'Intelligent Printer Data Stream Reference' for more information about these commands.

**System action:**

InfoPrint Manager stops processing the page containing the error, and printing continues with the next page in the print job.

**User response:**

Use the accompanying messages to determine if the structured field causing the error is in the input file or in a resource referenced by the input file. The program or person who created the input file or resource most likely caused the error. Correct the error in the input file or resource and send the job again.

**0420-281**

ERROR: The actual destination reported a Set Baseline Increment text control that is either not valid or not supported.

**Explanation:**

The baseline increment value specified in a Set Baseline Increment text control sequence or in a Load Page Descriptor command or in a Write Text Control command is either not valid or not supported. The Set Baseline Increment control sequence is part of the Write Text (WT) command. See the 'IPDS Reference' for more information about these commands.

**System action:**

InfoPrint Manager stops processing the page containing the error, and printing continues with the next page in the print job.

**User response:**

Use the accompanying messages to determine if the structured field causing the error is in the input file or in a resource referenced by the input file. The program or person who created the input file or resource most likely caused the error. Correct the error in the input file or resource and send the job again.

1

**0420-282**

ERROR: The actual destination reported an intercharacter adjustment that is either not valid or not supported.

**Explanation:**

The intercharacter adjustment value specified in a Set Intercharacter Adjustment text control sequence or in a Load Page Descriptor command or in a Write Text Control command is either not valid or not supported. The Set Intercharacter Adjustment control sequence is part of the Write Text (WT) command. See the 'IPDS Reference' for more information about these commands.

**System action:**

InfoPrint Manager stops processing the page containing the error, and printing continues with the next page in the print job.

**User response:**

Use the accompanying messages to determine if the structured field causing the error is in the input file or in a resource referenced by the input file. The program or person who created the input file or resource most likely caused the error. Correct the error in the input file or resource and send the job again.

**0420-283**

ERROR: The actual destination reported an Absolute Move Baseline text control value that is either not valid or not supported.

**Explanation:**

Valid values for the Absolute Move Baseline text control are 0 to 5,461 when using 240 L-units per inch and 0 to 32,767 when using 1440 L-units per inch. The position value specified in an Absolute Move Baseline text control is not in these ranges. The text control is contained in a Presentation Text (PTX) structured field. See the 'PTOCA Reference' for further information on this text control.

**System action:**

InfoPrint Manager stops processing the page containing the error, and printing continues with the next page in the print job.

**User response:**

Use the accompanying messages to determine if the structured field causing the error is in the input file or in a resource referenced by the input file. The program or person who created the input file or resource most likely caused the error. Correct the error in the input file or resource and send the job again.

**0420-284**

ERROR: The actual destination reported an Absolute Move Inline text control value that is either not valid or not supported.

**Explanation:**

Valid values for the Absolute Move Inline text control are 0 to 5,461 when using 240 L-Units per inch and 0 to 32,767 when using 1440 L-units per inch. The Absolute Move Inline text control value is not in these ranges. The text control is contained in a Presentation Text (PTX) structured field. See the 'PTOCA Reference' for further information on this text control.

**System action:**

InfoPrint Manager stops processing the page containing the error, and printing continues with the next page in the print job.

**User response:**

Use the accompanying messages to determine if the structured field causing the error is in the input file or in a resource referenced by the input file. The program or person who created the input file or resource most likely caused the error. Correct the error in the input file or resource and send the job again.

**0420-285**

ERROR: A delete request was sent to the actual destination for a font that was not loaded.

**Explanation:**

Either an actual destination internal microcode error or an InfoPrint Manager internal logic error occurred.

**System action:**

InfoPrint Manager stops processing the file at the point of the error. If there are other files in this print job, InfoPrint Manager resumes processing starting with the next file in the job; otherwise, InfoPrint Manager cancels the job.

**User response:**

Use local problem-reporting procedures to report this message.

**0420-286**

ERROR: The actual destination received a Delete Font command that is not valid.

**Explanation:**

Either an actual destination internal microcode error or an InfoPrint Manager internal logic error occurred.

**System action:**

InfoPrint Manager stops processing the file at the point of the error. If there are other files in this print job, InfoPrint Manager resumes processing starting with the next file in the job; otherwise, InfoPrint Manager cancels the job.

**User response:**

Use local problem-reporting procedures to report this message.

**0420-287**

ERROR: The actual destination reported a Set Variable-Space Character Increment text control value that is either not valid or not supported.

**Explanation:**

Valid values for the Set Variable-Space Character Increment text control are 0 to 5,461 when using 240 L-units per inch and 0 to 32,767 when using 1440 L-units per inch. The value specified for the Set Variable-Space Character Increment text control is not within these ranges. The text control is contained in a Presentation Text (PTX) structured field. See the 'PTOCA Reference' for further information on this text control.

**System action:**

InfoPrint Manager stops processing the page containing the error, and printing continues with the next page in the print job.

**User response:**

Use the accompanying messages to determine if the structured field causing the error is in the input file or in a resource referenced by the input file. The program or person who created the input file or resource most likely caused the error. Correct the error in the input file or resource and send the job again.

**0420-288**

ERROR: The actual destination reported a value in a Delete Font command that is either not valid or not supported.

**Explanation:**

Either an actual destination internal microcode error or an InfoPrint Manager internal logic error occurred.

**System action:**

InfoPrint Manager stops processing the file at the point of the error. If there are other files in this print job, InfoPrint Manager resumes processing starting with the next file in the job; otherwise, InfoPrint Manager cancels the job.

**User response:**

Use local problem-reporting procedures to report this message.

**0420-289**

ERROR: The actual destination reported a font identifier that is not valid for this print job.

**Explanation:**

The actual destination reported an error condition that usually indicates an identifier that is either not valid or not supported, that a font identifier used during font loading is not recognized, or that an actual destination resident font Global Resource ID (GRID) is not supported. See the 'IPDS Reference' for a description of the conditions that can cause an actual destination to report this error.

**System action:**

InfoPrint Manager stops processing the page containing the error, and printing continues with the next page in the print job. Depending on the point that the error occurred, part of the page containing the error might print.

**User response:**

Use the accompanying messages to determine if the structured field causing the error is in the input file or in a resource referenced by the input file. The program or person who created the input file or resource most likely caused the error. Correct the error in the input file or resource and send the job again.

**0420-290**

ERROR: The actual destination reported a value for a Repeat String repeat length that is either not valid or not supported.

**Explanation:**

The repeat length in a Repeat String text control is either not valid or not supported. The text control is contained in a Presentation Text (PTX) structured field. See the 'PTOCA Reference' for further information on this text control.

**System action:**

InfoPrint Manager stops processing the page containing the error, and printing continues with the next page in the print job.

**User response:**

Use the accompanying messages to determine if the structured field causing the error is in the input file or in a resource referenced by the input file. The program or person who created the input file or resource most likely caused the error. Correct the error in the input file or resource and send the job again.

**0420-291**

ERROR: The actual destination reported multiple occurrences of the same font-equivalence number in a Load Font Equivalence command.

**Explanation:**

Either an actual destination internal microcode error or an InfoPrint Manager internal logic error occurred.

**System action:**

InfoPrint Manager stops processing the file at the point of the error. If there are other files in this print job, InfoPrint Manager resumes processing starting with the next file in the job; otherwise, InfoPrint Manager cancels the job.

**User response:**

Use local problem-reporting procedures to report this message.

**0420-292**

ERROR: The actual destination reported a Repeat String or a Transparent Data error.

**Explanation:**

The source-string length for the Repeat String or Transparent Data text controls must be an even number of bytes for double-byte fonts or if it is an odd number of bytes, the font specified must not be double-byte code points. The text control is contained in a Presentation Text (PTX) structured field. See the 'Presentation Text Object Content Architecture Reference' for further information on this text control.

1

**System action:**

InfoPrint Manager application stops processing the page containing the error and printing continues with the next page in the print job.

**User response:**

Use the accompanying messages to determine if the structured field causing the error is in the input file or in a resource referenced by the input file. The program or person who created the input file or resource most likely caused the error. Correct the error in the input file or resource and send the job again.

**0420-293**

ERROR: The actual destination reported a length error for the Repeat String target string.

**Explanation:**

The target-string length for the Repeat String text control must be an even number for double-byte fonts. The text control is contained in a Presentation Text (PTX) structured field. See the 'PTOCA Reference' for further information on this text control.

**System action:**

InfoPrint Manager stops processing the page containing the error, and printing continues with the next page in the print job.

**User response:**

Use the accompanying messages to determine if the structured field causing the error is in the input file or in a resource referenced by the input file. The program or person who created the input file or resource most likely caused the error. Correct the error in the input file or resource and send the job again.

**0420-294**

ERROR: The actual destination reported a Load Font Control unit base that is either not valid or not supported.

**Explanation:**

Either an actual destination internal microcode error or an InfoPrint Manager internal logic error occurred.

**System action:**

InfoPrint Manager stops processing the file at the point of the error. If there are other files in this print job, InfoPrint Manager resumes processing starting with the next file in the job; otherwise, InfoPrint Manager cancels the job.

**User response:**

Use local problem-reporting procedures to report this message.



**0420-295**

ERROR: The actual destination reported an escape sequence that is not valid for the Write Text or Write Text Control command.

**Explanation:**

On a Write Text or Write Text Control command , the second byte of X'2BD3' is not the expected value of X'D3'. See the 'IPDS Reference' for a description of the **Write Text** command and escape sequences.

**System action:**

InfoPrint Manager stops processing the page containing the error, and printing continues with the next page in the print job.

**User response:**

Use the accompanying messages to determine if the structured field causing the error is in the input file or in a resource referenced by the input file. The program or person who created the input file or resource most likely caused the error. Correct the error in the input file or resource and send the job again.

**0420-296**

ERROR: The actual destination reported a text-control length for a Write Text or Write Text Control command that is not valid.

**Explanation:**

The length of a Write Text or Write Text Control command text control is not supported. See the 'IPDS Reference' for a description of this command.

**System action:**

InfoPrint Manager stops processing the page containing the error, and printing continues with the next page in the print job.

**User response:**

Use the accompanying messages to determine if the structured field causing the error is in the input file or in a resource referenced by the input file. The program or person who created the input file or resource most likely caused the error. Correct the error in the input file or resource and send the job again.

**0420-297**

ERROR: The actual destination reported an exception in a Repeat String length.

**Explanation:**

The Repeat String text control in a **Write Text** command has a nonzero fill count but has a zero string length. See the 'IPDS Reference' for a description of this text control.

**System action:**

InfoPrint Manager stops processing the page containing the error, and printing continues with the next page in the print job.

**User response:**

Use the accompanying messages to determine if the structured field causing the error is in the input file or in a resource referenced by the input file. The program or person who created the input file or resource most likely caused the error. Correct the error in the input file or resource and send the job again.

1

**0420-298**

ERROR: The actual destination reported a Load Font Control font stageability byte that is not valid.

**Explanation:**

Either an actual destination internal microcode error or an InfoPrint Manager internal logic error occurred.

**System action:**

InfoPrint Manager stops processing the file at the point of the error. If there are other files in this print job, InfoPrint Manager resumes processing starting with the next file in the job; otherwise, InfoPrint Manager cancels the job.

**User response:**

Use local problem-reporting procedures to report this message.

**0420-299**

ERROR: The actual destination reported a value for a Load Font Control font index format that is either not valid or not supported.

**Explanation:**

Either an actual destination internal microcode error or an InfoPrint Manager internal logic error occurred.

**System action:**

InfoPrint Manager stops processing the file at the point of the error. If there are other files in this print job, InfoPrint Manager resumes processing starting with the next file in the job; otherwise, InfoPrint Manager cancels the job.

**User response:**

Use local problem-reporting procedures to report this message.

**0420-300**

ERROR: The actual destination reported a value for a data pattern format of a Load Font Control command that is either not valid or not supported.

**Explanation:**

The pattern-data format value specified in a **Load Font Control** command is either not valid or not supported. The value must be X'05'. See the 'IPDS Reference' for a description of the **Load Font Control** command.

**System action:**

InfoPrint Manager stops processing the file at the point of the error. If there are other files in this print job, InfoPrint Manager resumes processing starting with the next file in the job; otherwise, InfoPrint Manager cancels the job.

**User response:**

Use the accompanying messages to determine if the structured field causing the error is in the input file or in a resource referenced by the input file. The program or person who created the input file or resource most likely caused the error. Correct the error in the input file or resource and send the job again.

**0420-301**

ERROR: The actual destination reported an error in an End Suppression text control.

**Explanation:**

The internal suppression value specified in the active Begin Suppression text control for the current page, a page segment, or an overlay is not the same as the internal suppression value specified in the End Suppression text control. The values must match. The text control is contained in a Presentation Text (PTX) structured field. See the 'PTOCA Reference' for further information on this text control.

**System action:**

InfoPrint Manager stops processing the page containing the error, and printing continues with the next page in the print job.

**User response:**

Use the accompanying messages to determine if the structured field causing the error is in the input file or in a resource referenced by the input file. The program or person who created the input file or resource most likely caused the error. Correct the error in the input file or resource and send the job again.

**0420-302**

ERROR: The actual destination reported a font type value for a Load Font Control that is either not valid or not supported.

**Explanation:**

Either an actual destination internal microcode error or an InfoPrint Manager internal logic error occurred.

**System action:**

InfoPrint Manager stops processing the file at the point of the error. If there are other files in this print job, InfoPrint Manager resumes processing starting with the next file in the job; otherwise, InfoPrint Manager cancels the job.

**User response:**

Use local problem-reporting procedures to report this message.

**0420-303**

ERROR: The actual destination reported a size for a Load Font Control X-box that is either not valid or not supported.

**Explanation:**

The constant character-box X size in an **LFC** command is not valid, not supported, or not compatible with the specified font. See the 'IPDS Reference' for a description of the **Load Font Control** command.

**System action:**

InfoPrint Manager stops processing the file at the point of the error. If there are other files in this print job, InfoPrint Manager resumes processing starting with the next file in the job; otherwise, InfoPrint Manager cancels the job.

**User response:**

Correct the problem with the font character set and send the job again.

**0420-304**

ERROR: The actual destination reported a size for a Load Font Control Y-box that is either not valid or not supported.

**Explanation:**

The constant character-box Y size in an **LFC** command is not valid, not supported, or not compatible with the specified font. See the 'IPDS Reference' for a description of the **Load Font Control** command.

**System action:**

InfoPrint Manager stops processing the file at the point of the error. If there are other files in this print job, InfoPrint Manager resumes processing starting with the next file in the job; otherwise, InfoPrint Manager cancels the job.

**User response:**

Correct the problem with the font character set and send the job again.

**0420-305**

ERROR: The actual destination reported a value for the L-units per unit base in the X-direction for a Load Font Control command that is either not valid or not supported.

**Explanation:**

The X-density value in a **Load Font Control** command is either not valid or not supported. See the 'IPDS Reference' for a description of the **Load Font Control** command.

**System action:**

InfoPrint Manager stops processing the file at the point of the error. If there are other files in this print job, InfoPrint Manager resumes processing starting with the next file in the job; otherwise, InfoPrint Manager cancels the job.

**User response:**

Correct the problem with the font character set and send the job again.

**0420-306**

ERROR: The actual destination reported a value for the L-units per unit base in the Y-direction for a Load Font Control command that is either not valid or not supported.

**Explanation:**

The Y-density value in a **Load Font Control** command is either not valid or not supported. See the 'IPDS Reference' for a description of the **Load Font Control** command.

**System action:**

InfoPrint Manager stops processing the file at the point of the error. If there are other files in this print job, InfoPrint Manager resumes processing starting with the next file in the job; otherwise, InfoPrint Manager cancels the job.

**User response:**

Correct the problem with the font character set and send the job again.

**0420-307**

ERROR: The actual destination reported a value for a character-data alignment in a Load Font Control command that is either not valid or not supported.

**Explanation:**

The character-data alignment in a **Load Font Control** command is either not valid or not supported. See the 'IPDS Reference' for a description of the **Load Font Control** command.

**System action:**

InfoPrint Manager stops processing the file at the point of the error. If there are other files in this print job, InfoPrint Manager resumes processing starting with the next file in the job; otherwise, InfoPrint Manager cancels the job.

**User response:**

Correct the problem with the font character set and send the job again.

**0420-308**

ERROR: The actual destination reported that insufficient font data was received.

**Explanation:**

The actual destination received less font data than was specified in the **Load Font Control** or **Load Font Character Set Control** command. See the 'IPDS Reference' for a description of the Load Font Control command.

**System action:**

InfoPrint Manager stops processing the file at the point of the error. If there are other files in this print job, InfoPrint Manager resumes processing starting with the next file in the job; otherwise, InfoPrint Manager cancels the job.

**User response:**

Correct the problem with the font character set and send the job again.

**0420-309**

ERROR: The actual destination reported a number of copies value on a Load Copy Control command that is either not valid or not supported.

**Explanation:**

Either an actual destination internal microcode error or an InfoPrint Manager internal logic error occurred.

**System action:**

InfoPrint Manager stops processing the file at the point of the error. If there are other files in this print job, InfoPrint Manager resumes processing starting with the next file in the job; otherwise, InfoPrint Manager cancels the job.

**User response:**

Use local problem-reporting procedures to report this message.

**0420-310**

ERROR: The actual destination reported a keyword in a copy-group entry in a Load Copy Control command that is either not valid or not supported.

**Explanation:**

Either an actual destination internal microcode error or an InfoPrint Manager internal logic error occurred.

**System action:**

InfoPrint Manager stops processing the file at the point of the error. If there are other files in this print job, InfoPrint Manager resumes processing starting with the next file in the job; otherwise, InfoPrint Manager cancels the job.

**User response:**

Use local problem-reporting procedures to report this message.

**0420-311**

ERROR: The actual destination reported that extra font data was received.

**Explanation:**

The actual destination received more font data than was specified in the **Load Font Control** or **Load Font Character Set Control** command. See the 'IPDS Reference' for a description of the **Load Font Control** command.

**System action:**

InfoPrint Manager stops processing the file at the point of the error. If there are other files in this print job, InfoPrint Manager resumes processing starting with the next file in the job; otherwise, InfoPrint Manager cancels the job.

**User response:**

Correct the problem with the font character set and send the job again.

**0420-312**

ERROR: The actual destination reported a baseline extent value on a Load Font Index command that is either not valid or not supported.

**Explanation:**

A maximum baseline extent value in a **Load Font Index** command is either not valid or not supported.

**System action:**

InfoPrint Manager stops processing the file at the point of the error. If there are other files in this print job, InfoPrint Manager resumes processing starting with the next file in the job; otherwise, InfoPrint Manager cancels the job.

**User response:**

Correct the problem in the coded font and send the job again.

**0420-313**

ERROR: The actual destination reported a copy-group byte count on a Load Copy Control command that is not valid.

**Explanation:**

Either an actual destination internal microcode error or an InfoPrint Manager internal logic error occurred.

**System action:**

InfoPrint Manager stops processing the file at the point of the error. If there are other files in this print job, InfoPrint Manager resumes processing starting with the next file in the job; otherwise, InfoPrint Manager cancels the job.

**User response:**

Use local problem-reporting procedures to report this message.

**0420-314**

ERROR: The actual destination reported a simplex-duplex parameter on a Load Copy Control command that is not valid.

**Explanation:**

Either an actual destination internal microcode error or an InfoPrint Manager internal logic error occurred.

**System action:**

InfoPrint Manager stops processing the file at the point of the error. If there are other files in this print job, InfoPrint Manager resumes processing starting with the next file in the job; otherwise, InfoPrint Manager cancels the job.

**User response:**

Use local problem-reporting procedures to report this message.

**0420-315**

ERROR: The actual destination reported that more overlays were specified on a Load Copy Control command than are allowed in a copy group.

**Explanation:**

Either an actual destination internal microcode error or an InfoPrint Manager internal logic error occurred.

**System action:**

InfoPrint Manager stops processing the file at the point of the error. If there are other files in this print job, InfoPrint Manager resumes processing starting with the next file in the job; otherwise, InfoPrint Manager cancels the job.

**User response:**

Use local problem-reporting procedures to report this message.

**0420-316**

ERROR: The actual destination reported that the number of suppressions allowed in a Load Copy Control command copy group was exceeded.

**Explanation:**

Either an actual destination internal microcode error or an InfoPrint Manager internal logic error occurred.

**System action:**

InfoPrint Manager stops processing the file at the point of the error. If there are other files in this print job, InfoPrint Manager resumes processing starting with the next file in the job; otherwise, InfoPrint Manager cancels the job.

**User response:**

Use local problem-reporting procedures to report this message.

**0420-317**

ERROR: The actual destination reported that the font identifier on a Load Font Control command was already assigned.

**Explanation:**

The actual destination already has a font with the same identifier as the identifier specified in a **Load Font Control** command.

**System action:**

InfoPrint Manager stops processing the file at the point of the error. If there are other files in this print job, InfoPrint Manager resumes processing starting with the next file in the job; otherwise, InfoPrint Manager cancels the job.

**User response:**

Send the print job again. If the error still occurs, use local problem-reporting procedures to report this message.

**0420-318**

The actual destination reported that the maximum number of fonts that can be downloaded to the actual destination was reached.

**Explanation:**



An attempt was made to download more fonts to the actual destination than the actual destination can support.

**System action:**

InfoPrint Manager deletes any unneeded fonts from the actual destination's memory and continues processing the print job, starting with the page that caused the error.

**User response:**

This is an informational message; no response is required.

**0420-319**

ERROR: The actual destination reported that a page in the print job requires more fonts than can be downloaded to the actual destination.

**Explanation:**

The first time this error occurs, InfoPrint Manager deletes any unneeded fonts from the actual destination's memory and attempts to process the page that caused the error. When the actual destination reports the second occurrence of this error for the same page, the actual destination is unable to print the page because it requires more fonts than the actual destination can store in memory at one time.

**System action:**

InfoPrint Manager stops processing the file at the point of the error. If there are other files in this print job, InfoPrint Manager resumes processing starting with the next file in the job; otherwise, InfoPrint Manager cancels the job.

**User response:**

Send the print job to an actual destination that supports more fonts, or reduce the number of fonts required by the page.

**0420-320**

ERROR: The actual destination reported a command length that is not consistent with the number of commands.

**Explanation:**

Either an actual destination internal microcode error or an InfoPrint Manager internal logic error occurred.

**System action:**

InfoPrint Manager stops processing the file at the point of the error. If there are other files in this print job, InfoPrint Manager resumes processing starting with the next file in the job; otherwise, InfoPrint Manager cancels the job.

**User response:**

Use local problem-reporting procedures to report this message.

**0420-321**

ERROR: The actual destination reported a double-byte character flag that is not valid.

**Explanation:**

A character flag bit entry that is not valid was received within a font index for a double-byte font. See the 'IPDS Reference' for a description of double-byte fonts, and the correct settings for character flag bits.

**System action:**

InfoPrint Manager stops processing the file at the point of the error. If there are other files in this print job, InfoPrint Manager resumes processing starting with the next file in the job; otherwise, InfoPrint Manager cancels the job.

**User response:**

Correct the problem in the coded font and send the job again.

**0420-322**

ERROR: The actual destination reported that a Load Font Index command contains a value that is either not valid or not supported.

**Explanation:**

A value was sent to the actual destination in a **Load Font Index** command is either not valid or not supported. See the 'IPDS Reference' for a description of the Load Font Index command.

**System action:**

InfoPrint Manager stops processing the file at the point of the error. If there are other files in this print job, InfoPrint Manager resumes processing starting with the next file in the job; otherwise, InfoPrint Manager cancels the job.

**User response:**

Correct the problem in the coded font and send the job again.

**0420-323**

ERROR: The actual destination reported a character-pattern address in a Load Font Control command contains a value that is either not valid or not supported.

**Explanation:**

A problem exists with the character-pattern addresses in the Character Pattern-Descriptor List of a **Load Font Control** command. See the 'IPDS Reference' for a description of the **Load Font Control** command.

**System action:**

InfoPrint Manager stops processing the file at the point of the error. If there are other files in this print job, InfoPrint Manager resumes processing starting with the next file in the job; otherwise, InfoPrint Manager cancels the job.

**User response:**

Correct the problem in the coded font and send the job again.

**0420-324**

ERROR: The actual destination reported a mismatch among the values in the Set Text Orientation, Set Coded Font Local, Write Text Control and Load Font Equivalence commands.

**Explanation:**

A mismatch exists among the Set Text Orientation, Set Coded Font Local, Write Text Control and Load Font Equivalence commands, which resulted in the actual destination not being able to print with the specified font. See the 'IPDS Reference' for a description of these commands.

**System action:**

InfoPrint Manager stops processing the page containing the error, and printing continues with the next page in the print job.

**User response:**

Use the accompanying messages to determine if the structured field causing the error is in the input file or in a resource referenced by the input file. The program or person who created the input file or resource most likely caused the error. Correct the error in the input file or resource and send the job again.

**0420-325**

ERROR: The actual destination reported a value for a font inline sequence that is either not valid or not supported.

**Explanation:**

Either an actual destination internal microcode error or an InfoPrint Manager internal logic error occurred.

**System action:**

InfoPrint Manager stops processing the file at the point of the error. If there are other files in this print job, InfoPrint Manager resumes processing starting with the next file in the job; otherwise, InfoPrint Manager cancels the job.

**User response:**

Use local problem-reporting procedures to report this message.

**0420-326**

ERROR: The actual destination reported a pel count for a Write Image Control command that was less than the supported minimum.

**Explanation:**

The target or source pel-count value in a **Write Image Control** command is less than one. See the 'IPDS Reference' for a description of the **Write Image Control** command.

**System action:**

InfoPrint Manager stops processing the page containing the error, and printing continues with the next page in the print job.

**User response:**

Use the accompanying messages to determine if the structured field causing the error is in the input file or in a resource referenced by the input file. The program or person who created the input file or resource most likely caused the error. Correct the error in the input file or resource and send the job again.

1

**0420-327**

ERROR: The actual destination reported a pel count for a Write Image Control command that was greater than the supported maximum.

**Explanation:**

The target or source pel-count value in a **Write Image Control** command is greater than the valid or supported maximum. See the 'IPDS Reference' for a description of the Write Image Control command.

**System action:**

InfoPrint Manager stops processing the page containing the error, and printing continues with the next page in the print job.

**User response:**

Use the accompanying messages to determine if the structured field causing the error is in the input file or in a resource referenced by the input file. The program or person who created the input file or resource most likely caused the error. Correct the error in the input file or resource and send the job again.

**0420-328**

ERROR: The actual destination reported a font section identifier for a double-byte font that is not valid.

**Explanation:**

The section identifier in a **Load Font Control** or **Load Font Index** command could not be used with the specified font. See the 'IPDS Reference' for more information about these commands.

**System action:**

InfoPrint Manager stops processing the file at the point of the error. If there are other files in this print job, InfoPrint Manager resumes processing starting with the next file in the job; otherwise, InfoPrint Manager cancels the job.

**User response:**

Correct the problem in the coded font and send the job again.

**0420-329**

ERROR: The actual destination reported a scan count on a Write Image Control command that was less than the supported minimum.

**Explanation:**

The target or source scan-count value in a **Write Image Control** command is less than one. See the 'IPDS Reference' for a description of the Write Image Control command.

**System action:**

InfoPrint Manager stops processing the page containing the error, and printing continues with the next page in the print job.

**User response:**

Use the accompanying messages to determine if the structured field causing the error is in the input file or in a resource referenced by the input file. The program or person who created the input file or resource most likely caused the error. Correct the error in the input file or resource and send the job again.

**0420-330**

ERROR: The actual destination reported a mismatch in the values specified for the sections of a double-byte font.

**Explanation:**

Font sections in a double-byte font are required to have identical values for several parameters from the structured fields that make up the font character set, code page, and coded font. One or more of these parameters changed between font sections. See the 'Advanced Function Printing: Host Font Data Stream Reference' for more information about the parameters that must match across sections in a double-byte font.

**System action:**

InfoPrint Manager stops processing the file at the point of the error. If there are other files in this print job, InfoPrint Manager resumes processing starting with the next file in the job; otherwise, InfoPrint Manager cancels the job.

**User response:**

Correct the error in the font character set, code page, or coded font and send the print job again.

**0420-331**

ERROR: The actual destination reported a scan count on a Write Image Control command that was greater than the supported maximum.

**Explanation:**

The target or source scan count value in a **Write Image Control** command is greater than the valid or supported maximum. See the 'IPDS Reference' for a description of the **Write Image Control** command.

**System action:**

InfoPrint Manager stops processing the page containing the error, and printing continues with the next page in the print job.

**User response:**

Use the accompanying messages to determine if the structured field causing the error is in the input file or in a resource referenced by the input file. The program or person who created the input file or resource most likely caused the error. Correct the error in the input file or resource and send the job again.

**0420-332**

ERROR: The actual destination reported a source image format on a Write Image Control command that is not valid.

**Explanation:**

The source image format specified in a **Write Image Control** command is not valid. See the 'IPDS Reference' for a description of the **Write Image Control** command.

**System action:**

InfoPrint Manager stops processing the file at the point of the error. If there are other files in this print job, InfoPrint Manager resumes processing starting with the next file in the job; otherwise, InfoPrint Manager cancels the job.

**User response:**

Use the accompanying messages to determine if the structured field causing the error is in the input file or in a resource referenced by the input file. The program or person who created the input file or resource most likely caused the error. Correct the error in the input file or resource and send the job again.

**0420-333**

ERROR: The actual destination reported a parameter that is not valid in a Load Font Index command.

**Explanation:**

Either an actual destination internal microcode error or an InfoPrint Manager internal logic error occurred.

**System action:**

InfoPrint Manager stops processing the file at the point of the error. If there are other files in this print job, InfoPrint Manager resumes processing starting with the next file in the job; otherwise, InfoPrint Manager cancels the job.

**User response:**

Use local problem-reporting procedures to report this message.

**0420-334**

ERROR: The actual destination reported a pel-magnification factor value in a Write Image Control command that is either not valid or not supported.

**Explanation:**

Either an actual destination internal microcode error or an InfoPrint Manager internal logic error occurred.

**System action:**

InfoPrint Manager stops processing the file at the point of the error. If there are other files in this print job, InfoPrint Manager resumes processing starting with the next file in the job; otherwise, InfoPrint Manager cancels the job.

**User response:**

Use local problem-reporting procedures to report this message.

**0420-335**

ERROR: The actual destination reported a font inline sequence parameter value in a Load Font Equivalence command that is either not valid or not supported.

**Explanation:**

Either an actual destination internal microcode error or an InfoPrint Manager internal logic error occurred.

**System action:**

InfoPrint Manager stops processing the file at the point of the error. If there are other files in this print job, InfoPrint Manager resumes processing starting with the next file in the job; otherwise, InfoPrint Manager cancels the job.

**User response:**

Use local problem-reporting procedures to report this message.

**0420-336**

ERROR: The actual destination reported a scan-line direction value in a Write Image Control command that is either not valid or not supported.

**Explanation:**

Valid scan-line direction values are:

- X'0000', indicating 0 degrees
- X'2D00', indicating 90 degrees
- X'5A00', indicating 180 degrees
- X'8700', indicating 270 degrees

The scan-line direction value in the **Write Image Control** command is either not valid or not supported. See the 'IPDS Reference' for a description of the **Write Image Control** command.

**System action:**

InfoPrint Manager stops processing the page containing the error, and printing continues with the next page in the print job.

**User response:**

Use the accompanying messages to determine if the structured field causing the error is in the input file or in a resource referenced by the input file. The program or person who created the input file or resource most likely caused the error. Correct the error in the input file or resource and send the job again.

**0420-337**

ERROR: The actual destination reported a scan-line sequence direction value in a Write Image Control command that is either not valid or not supported.

**Explanation:**

Valid scan-line sequence direction values are:

- X'0000', indicating 0 degrees

- X'2D00', indicating 90 degrees
- X'5A00', indicating 180 degrees
- X'8700', indicating 270 degrees

The scan-line sequence direction value in the **Write Image Control** command is either not valid or not supported. See the 'IPDS Reference' for a description of the **Write Image Control** command.

#### System action:

InfoPrint Manager stops processing the page containing the error, and printing continues with the next page in the print job.

#### User response:

Use the accompanying messages to determine if the structured field causing the error is in the input file or in a resource referenced by the input file. The program or person who created the input file or resource most likely caused the error. Correct the error in the input file or resource and send the job again.

### 0420-338

ERROR: The actual destination reported an output image location value in a Write Image Control command that is either not valid or not supported.

#### Explanation:

The output image location is the coordinate position of the top-left corner of the image output block on the logical page. The output image location value in a **Write Image Control** command is either not valid or not supported by the actual destination. See the 'IPDS Reference' for a description of the **Write Image Control** command.

#### System action:

InfoPrint Manager stops processing the page containing the error, and printing continues with the next page in the print job.

#### User response:

Use the accompanying messages to determine if the structured field causing the error is in the input file or in a resource referenced by the input file. The program or person who created the input file or resource most likely caused the error. Correct the error in the input file or resource and send the job again.

### 0420-339

ERROR: The actual destination reported an invalid or unsupported image color.

#### Explanation:

The image color in a **Write Image Control** (WIC) command is invalid or unsupported. See the 'IPDS Reference' for a description of the **Write Image Control** command.

#### System action:

If the formdef being used to process this print request contains a color fidelity triplet (x'75'), the continuation and reporting settings from the formdef control the system action. If there is no color fidelity triplet in the formdef, the default action is to not report the error(s) and continue processing the print request.



**User response:**

Use the accompanying messages to determine if the structured field causing the error is in the input file or in a resource referenced by the input file. The program or person who created the error in the input file or resource most likely caused the error. Correct the error in the input file or resource and send the job again.

**0420-340**

ERROR: The actual destination reported a value for text color that is either not valid or not supported.

**Explanation:**

The text color value in a Load Page Descriptor or Write Text Control command is either not valid or not supported. The problem might be caused by the text color value in a Set Text Color text control. See the 'IPDS Reference' for a description of the Load Page Descriptor command. The text control is contained in a Presentation Text (PTX) structured field. See the 'PTOCA Reference' for further information on this text control.

**System action:**

If the formdef being used to process this print request contains a color fidelity triplet (x'75'), the continuation and reporting settings from the formdef control the system action. If there is no color fidelity triplet in the formdef, the default action is to not report the error(s) and continue processing the print request.

**User response:**

Use the accompanying messages to determine if the structured field causing the error is in the input file or in a resource referenced by the input file. The program or person who created the input file or resource most likely caused the error. Correct the error in the input file or resource and send the job again.

**0420-341**

ERROR: The actual destination reported that the Define User Area command contains a parameter that is either not valid or not supported.

**Explanation:**

Either an actual destination internal microcode error or an InfoPrint Manager internal logic error occurred.

**System action:**

InfoPrint Manager stops processing the file at the point of the error. If there are other files in this print job, InfoPrint Manager resumes processing starting with the next file in the job; otherwise, InfoPrint Manager cancels the job.

**User response:**

Use local problem-reporting procedures to report this message.

**0420-342**

ERROR: The actual destination reported that the L-units per unit base in the X-direction of the Load Page Descriptor command contains a value that is either not valid or not supported.

**Explanation:**

Either an actual destination internal microcode error or an InfoPrint Manager internal logic error occurred.

**System action:**

InfoPrint Manager stops processing the file at the point of the error. If there are other files in this print job, InfoPrint Manager resumes processing starting with the next file in the job; otherwise, InfoPrint Manager cancels the job.

**User response:**

Use local problem-reporting procedures to report this message.

**0420-343**

ERROR: The actual destination reported that the L-units per unit base in the Y-direction of the Load Page Descriptor command contains a value that is either not valid or not supported.

**Explanation:**

Either an actual destination internal microcode error or an InfoPrint Manager internal logic error occurred.

**System action:**

InfoPrint Manager stops processing the file at the point of the error. If there are other files in this print job, InfoPrint Manager resumes processing starting with the next file in the job; otherwise, InfoPrint Manager cancels the job.

**User response:**

Use local problem-reporting procedures to report this message.

**0420-344**

ERROR: The actual destination reported a value for the Xp-extent that is either not valid or not supported.

**Explanation:**

The **Xp-extent** in a **Load Page Descriptor** or **Execute Order Homestate - Set Media Size** command is either not valid or not supported. See the 'IPDS Reference' for a description of these commands and the correct values for Xp-extents.

**System action:**

InfoPrint Manager stops processing the page containing the error, and printing continues with the next page in the print job.

**User response:**

Use the accompanying messages to determine if the structured field causing the error is in the input file or in a resource referenced by the input file. The program or person who created the input file or resource most likely caused the error. Correct the error in the input file or resource and send the job again.

**0420-345**

ERROR: The actual destination reported a value for the Yp-extent that is either not valid or not supported.

**Explanation:**

The **Yp-extent** in a **Load Page Descriptor** or **Execute Order Homestate - Set Media Size** command is either not valid or not supported. See the 'IPDS Reference' for a description of these commands, and the correct values for Yp-extents.

**System action:**

InfoPrint Manager stops processing the page containing the error, and printing continues with the next page in the print job.

**User response:**

Use the accompanying messages to determine if the structured field causing the error is in the input file or in a resource referenced by the input file. The program or person who created the input file or resource most likely caused the error. Correct the error in the input file or resource and send the job again.

**0420-346**

ERROR: The actual destination reported a unit base value in a Load Page Descriptor command that is either not valid or not supported.

**Explanation:**

Either an actual destination internal microcode error or an InfoPrint Manager internal logic error occurred.

**System action:**

InfoPrint Manager stops processing the file at the point of the error. If there are other files in this print job, InfoPrint Manager resumes processing starting with the next file in the job; otherwise, InfoPrint Manager cancels the job.

**User response:**

Use local problem-reporting procedures to report this message.

**0420-347**

ERROR: The actual destination reported a control in a Load Page Descriptor command that is not valid.

**Explanation:**

Either an actual destination internal microcode error or an InfoPrint Manager internal logic error occurred.

**System action:**

InfoPrint Manager stops processing the file at the point of the error. If there are other files in this print job, InfoPrint Manager resumes processing starting with the next file in the job; otherwise, InfoPrint Manager cancels the job.

**User response:**

Use local problem-reporting procedures to report this message.

**0420-348**

ERROR: The actual destination reported a unit base value in a Load Page Descriptor command that is either not valid or not supported.

**Explanation:**

The inline sequence direction value in a Load Page Descriptor command or in a Write Text Control command is either not valid or not supported by the actual destination. See the 'IPDS Reference' for a description of the Load Page Descriptor command.

**System action:**

InfoPrint Manager stops processing the page containing the error, and printing continues with the next page in the print job.

**User response:**

Use the accompanying messages to determine if the structured field causing the error is in the input file or in a resource referenced by the input file. The program or person who created the input file or resource most likely caused the error. Correct the error in the input file or resource and send the job again.

**0420-349**

ERROR: The actual destination reported a value for a baseline sequence direction Load Page Descriptor command or a Write Text Control command that is either not valid or not supported.

**Explanation:**

The baseline sequence direction value in a Load Page Descriptor command or in a Write Text Control command is not valid when taken in combination with the inline sequence direction value. See the 'IPDS Reference' for a description of the Load Page Descriptor and Write Text Control commands.

**System action:**

InfoPrint Manager stops processing the page containing the error, and printing continues with the next page in the print job.

**User response:**

Use the accompanying messages to determine if the structured field causing the error is in the input file or in a resource referenced by the input file. The program or person who created the input file or resource most likely caused the error. Correct the error in the input file or resource and send the job again.

**0420-350**

ERROR: The number of image bytes contained in the Image Raster Data (IRD) structured field or fields was less than the number specified in the Input Image Descriptor (IID) structured field.

**Explanation:**

The number of source image bytes received by the actual destination is less than the number specified in the IID structured field. See the 'MO:DCA Reference' for further information on this structured field.

**System action:**

InfoPrint Manager stops processing the page containing the error, and printing continues with the next page in the print job.

**User response:**

Use the accompanying messages to determine if the structured field causing the error is in the input file or in a resource referenced by the input file. The program or person who created the input file or resource most likely caused the error. Correct the error in the input file or resource and send the job again.

**0420-351**

ERROR: The number of image bytes contained in the Image Raster Data (IRD) structured field or fields was greater than the number specified in the Input Image Descriptor (IID) structured field.

**Explanation:**

The number of source image bytes received by the actual destination is greater than the number specified in the IID structured field. See the 'MO:DCA Reference' for further information on this structured field.

**System action:**

InfoPrint Manager stops processing the page containing the error, and printing continues with the next page in the print job.

**User response:**

Use the accompanying messages to determine if the structured field causing the error is in the input file or in a resource referenced by the input file. The program or person who created the input file or resource most likely caused the error. Correct the error in the input file or resource and send the job again.

**0420-352**

ERROR: The actual destination reported a media origin parameter that is not valid in an Execute Order Homestate - Set Media Origin command.

**Explanation:**

Either an actual destination internal microcode error or an InfoPrint Manager internal logic error occurred.

**System action:**

InfoPrint Manager stops processing the file at the point of the error. If there are other files in this print job, InfoPrint Manager resumes processing starting with the next file in the job; otherwise, InfoPrint Manager cancels the job.

**User response:**

Use local problem-reporting procedures to report this message.

**0420-353**

ERROR: The actual destination reported a rule width that is either not valid or not supported.

**Explanation:**

A specified rule width is either not valid or not supported. See the 'IPDS Reference' for a description of valid rule widths.

**System action:**

InfoPrint Manager stops processing the page containing the error, and printing continues with the next page in the print job. Depending on where the error occurred, part of the page containing the error might print.

**User response:**

Use the accompanying messages to determine if the structured field causing the error is in the input file or in a resource referenced by the input file. The program or person who created the input file or resource most likely caused the error. Correct the error in the input file or resource and send the job again.

**0420-354**

ERROR: The actual destination reported a value for an overlay identifier of a Delete Overlay command that is either not valid or not supported.

**Explanation:**

Either an actual destination internal microcode error or an InfoPrint Manager internal logic error occurred.

**System action:**

InfoPrint Manager stops processing the file at the point of the error. If there are other files in this print job, InfoPrint Manager resumes processing starting with the next file in the job; otherwise, InfoPrint Manager cancels the job.

**User response:**

Use local problem-reporting procedures to report this message.

**0420-355**

ERROR: The actual destination reported a page segment identifier value in a Delete Page Segment command that is either not valid or not supported.

**Explanation:**

Either an actual destination internal microcode error or an InfoPrint Manager internal logic error occurred.

**System action:**

InfoPrint Manager stops processing the file at the point of the error. If there are other files in this print job, InfoPrint Manager resumes processing starting with the next file in the job; otherwise, InfoPrint Manager cancels the job.

**User response:**

Use local problem-reporting procedures to report this message.

**0420-356**

ERROR: The actual destination reported an overlay identifier value that is either not valid or not supported.

**Explanation:**

Either an actual destination internal microcode error or an InfoPrint Manager internal logic error occurred.

**System action:**

InfoPrint Manager stops processing the file at the point of the error. If there are other files in this print job, InfoPrint Manager resumes processing starting with the next file in the job; otherwise, InfoPrint Manager cancels the job.

**User response:**

Use local problem-reporting procedures to report this message.

**0420-357**

ERROR: The actual destination reported a Begin Overlay command overlay identifier already loaded error.

**Explanation:**

Either an actual destination internal microcode error or an InfoPrint Manager internal logic error occurred.

**System action:**

InfoPrint Manager stops processing the file at the point of the error. If there are other files in this print job, InfoPrint Manager resumes processing starting with the next file in the job; otherwise, InfoPrint Manager cancels the job.

**User response:**

Use local problem-reporting procedures to report this message.

**0420-358**

ERROR: The actual destination reported a value that is either not valid or not supported in an Execute Order Anystate - Request Resource List command order.

**Explanation:**

Either an actual destination internal microcode error or an InfoPrint Manager internal logic error occurred.

**System action:**

InfoPrint Manager stops processing the file at the point of the error. If there are other files in this print job, InfoPrint Manager resumes processing starting with the next file in the job; otherwise, InfoPrint Manager cancels the job.

**User response:**

Use local problem-reporting procedures to report this message.

**0420-359**

ERROR: The actual destination reported that an overlay identifier was not loaded.

**Explanation:**

Either an actual destination internal microcode error or an InfoPrint Manager internal logic error occurred.

**System action:**

InfoPrint Manager stops processing the file at the point of the error. If there are other files in this print job, InfoPrint Manager resumes processing starting with the next file in the job; otherwise, InfoPrint Manager cancels the job.

**User response:**

Use local problem-reporting procedures to report this message.

**0420-360**

ERROR: The actual destination reported a recursive overlay invocation error.

**Explanation:**

A recursive nesting loop has occurred with an **Include Overlay** command. This means that the overlay resource specified in the **Include Overlay** command references itself or references another overlay that references itself. See the 'IPDS Reference' for more information about the **Include Overlay** command.

**System action:**

InfoPrint Manager stops processing the file at the point of the error. If there are other files in this print job, InfoPrint Manager resumes processing starting with the next file in the job; otherwise, InfoPrint Manager cancels the job.

**User response:**

Correct the overlay problem.

**0420-361**

ERROR: The actual destination reported a page segment identifier that is either not valid or not supported.

**Explanation:**

Either an actual destination internal microcode error or an InfoPrint Manager internal logic error occurred.

**System action:**

InfoPrint Manager stops processing the file at the point of the error. If there are other files in this print job, InfoPrint Manager resumes processing starting with the next file in the job; otherwise, InfoPrint Manager cancels the job.

**User response:**

Use local problem-reporting procedures to report this message.

**0420-362**

ERROR: The actual destination reported a page segment identifier already loaded error.

**Explanation:**



Either an actual destination internal microcode error or an InfoPrint Manager internal logic error occurred.

**System action:**

InfoPrint Manager stops processing the file at the point of the error. If there are other files in this print job, InfoPrint Manager resumes processing starting with the next file in the job; otherwise, InfoPrint Manager cancels the job.

**User response:**

Use local problem-reporting procedures to report this message.

**0420-363**

ERROR: The actual destination reported an identifier that is not valid in an Execute Order Homestate - Page Counters Control order.

**Explanation:**

Either an actual destination internal microcode error or an InfoPrint Manager internal logic error occurred.

**System action:**

InfoPrint Manager stops processing the file at the point of the error. If there are other files in this print job, InfoPrint Manager resumes processing starting with the next file in the job; otherwise, InfoPrint Manager cancels the job.

**User response:**

Use local problem-reporting procedures to report this message.

**0420-364**

ERROR: The actual destination reported that a page segment identifier was not loaded.

**Explanation:**

Either an actual destination internal microcode error or an InfoPrint Manager internal logic error occurred.

**System action:**

InfoPrint Manager stops processing the file at the point of the error. If there are other files in this print job, InfoPrint Manager resumes processing starting with the next file in the job; otherwise, InfoPrint Manager cancels the job.

**User response:**

Use local problem-reporting procedures to report this message.

**0420-365**

ERROR: The actual destination reported that the overlay-nesting limit was greater than the supported maximum.

**Explanation:**

The actual destination cannot include a needed overlay or page segment because the actual destination nesting limit has been exceeded. This means that the specified overlay is too complex for this actual destination's available memory to process.

**System action:**

InfoPrint Manager stops processing the file at the point of the error. If there are other files in this print job, InfoPrint Manager resumes processing starting with the next file in the job; otherwise, InfoPrint Manager cancels the job.

**User response:**

Send the print job to an actual destination that supports a larger nesting level (that is, an actual destination with more memory). If no such actual destination is available, simplify the overlay.

**0420-366**

ERROR: The actual destination reported a suppression number that is either not valid or not supported.

**Explanation:**

The suppression number in a **Load Copy Control** command or **Write Text** command is either not valid or not supported. See the 'IPDS Reference' for a description of the commands.

**System action:**

InfoPrint Manager stops processing the page containing the error, and printing continues with the next page in the print job.

**User response:**

Use the accompanying messages to determine if the structured field causing the error is in the input file or in a resource referenced by the input file. The program or person who created the input file or resource most likely caused the error. Correct the error in the input file or resource and send the job again.

**0420-367**

ERROR: The actual destination reported an edge-mark parameter that is not valid.

**Explanation:**

Either an actual destination internal microcode error or an InfoPrint Manager internal logic error occurred.

**System action:**

InfoPrint Manager stops processing the file at the point of the error. If there are other files in this print job, InfoPrint Manager resumes processing starting with the next file in the job; otherwise, InfoPrint Manager cancels the job.

**User response:**

Use local problem-reporting procedures to report this message.

**0420-368**

ERROR: The actual destination reported an error in a page boundary in the X-direction.

**Explanation:**

The sum of the **Xp-extent** value in the **Load Page Descriptor** command or the **Xp-coordinate** value in the **Load Page Position** command (indicating logical page or overlay origin) exceeded the maximum supported value. See the 'IPDS Reference' for more information about these commands.

**System action:**

InfoPrint Manager stops processing the page containing the error, and printing continues with the next page in the print job.

**User response:**

Use the accompanying messages to determine if the structured field causing the error is in the input file or in a resource referenced by the input file. The program or person who created the input file or resource most likely caused the error. Correct the error in the input file or resource and send the job again.

**0420-369**

ERROR: The actual destination reported an error in a user printable area (UPA) boundary in the X-direction.

**Explanation:**

The sum of the **Xm-coordinate** of the user printable area origin and the **Xm-extent** of the user printable area specified in a **Define User Area** command exceeded the maximum value that can be represented in the actual destination. See the 'IPDS Reference' for more information about the **Define User Area** command.

**System action:**

InfoPrint Manager stops processing the page containing the error, and printing continues with the next page in the print job.

**User response:**

Use the accompanying messages to determine if the structured field causing the error is in the input file or in a resource referenced by the input file. The program or person who created the input file or resource most likely caused the error. Correct the error in the input file or resource and send the job again.

**0420-370**

ERROR: The actual destination reported an error in a page boundary in the Y-direction.

**Explanation:**

The sum of the **Yp-extent** value in the **Load Page Descriptor** command or the **Yp-coordinate** value in the **Load Page Position** command (indicating logical page or overlay origin) exceeded the maximum supported value. See the 'IPDS Reference' for more information about these commands.

**System action:**

InfoPrint Manager stops processing the page containing the error, and printing continues with the next page in the print job.

**User response:**

Use the accompanying messages to determine if the structured field causing the error is in the input file or in a resource referenced by the input file. The program or person who created the input file or resource most likely caused the error. Correct the error in the input file or resource and send the job again.

1

**0420-371**

ERROR: The actual destination reported an error in a user printable area (UPA) in the Y-direction.

**Explanation:**

The sum of the **Ym-coordinate** of the user printable area origin and the **Ym-extent** of the user printable area specified in a **Define User Area** command exceeded the maximum value that can be represented in the actual destination. See the 'IPDS Reference' for more information about the **Define User Area** command.

**System action:**

InfoPrint Manager stops processing the page containing the error, and printing continues with the next page in the print job.

**User response:**

Use the accompanying messages to determine if the structured field causing the error is in the input file or in a resource referenced by the input file. The program or person who created the input file or resource most likely caused the error. Correct the error in the input file or resource and send the job again.

**0420-372**

ERROR: The actual destination reported that there is not sufficient memory to print a page.

**Explanation:**

The actual destination could not print the specified page because there was not enough storage in the actual destination for the page.

**System action:**

InfoPrint Manager stops processing the file at the point of the error. If there are other files in this print job, InfoPrint Manager resumes processing starting with the next file in the job; otherwise, InfoPrint Manager cancels the job.

**User response:**

Either send the file to an actual destination that has more storage, or simplify the page. If the file was printing as duplex, the file might print successfully if it is sent as a simplex job.

**0420-373**

ERROR: The actual destination reported a value that is either not valid or not supported for a Load Page Position command.

**Explanation:**

The **X-coordinate** or **Y-coordinate** in a **Load Page Position** command is either not valid or not supported. See the 'IPDS Reference' for more information about the **Load Page Position** command.

**System action:**

InfoPrint Manager stops processing the file at the point of the error. If there are other files in this print job, InfoPrint Manager resumes processing starting with the next file in the job; otherwise, InfoPrint Manager cancels the job.

**User response:**

Use the accompanying messages to determine if the structured field causing the error is in the input file or in a resource referenced by the input file. The program or person who created the input file or resource most likely caused the error. Correct the error in the input file or resource and send the job again.

**0420-374**

ERROR: The actual destination reported a parameter in the Include Overlay command that is either not valid or not supported.

**Explanation:**

A parameter in an **Include Overlay** command is either not valid or not supported by the actual destination. See the 'IPDS Reference' for more information about the **Include Overlay** command.

**System action:**

InfoPrint Manager stops processing the page containing the error, and printing continues with the next page in the print job.

**User response:**

Correct the error in the input file or in the form definition.

**0420-375**

ERROR: The actual destination reported a mixture of Xm-axis and Ym-axis duplex copy groups in a Load Copy Control command.

**Explanation:**

Either an actual destination internal microcode error or an InfoPrint Manager internal logic error occurred.

**System action:**

InfoPrint Manager stops processing the file at the point of the error. If there are other files in this print job, InfoPrint Manager resumes processing starting with the next file in the job; otherwise, InfoPrint Manager cancels the job.

**User response:**

Use local problem-reporting procedures to report this message.

**0420-376**

ERROR: The actual destination reported a mixture of Xm-axis and Ym-axis duplex copy groups in a Load Copy Control command.

**Explanation:**

Either an actual destination internal microcode error or an InfoPrint Manager internal logic error occurred.

**System action:**

InfoPrint Manager stops processing the file at the point of the error. If there are other files in this print job, InfoPrint Manager resumes processing starting with the next file in the job; otherwise, InfoPrint Manager cancels the job.

**User response:**

Use local problem-reporting procedures to report this message.

**0420-377**

ERROR: The actual destination reported an internal value that is not unique in a Load Equivalence command.

**Explanation:**

Either an actual destination internal microcode error or an InfoPrint Manager internal logic error occurred.

**System action:**

InfoPrint Manager stops processing the file at the point of the error. If there are other files in this print job, InfoPrint Manager resumes processing starting with the next file in the job; otherwise, InfoPrint Manager cancels the job.

**User response:**

Use local problem-reporting procedures to report this message.

**0420-378**

ERROR: The actual destination reported an odd number of duplex copy groups in a Load Copy Control command.

**Explanation:**

Either an actual destination internal microcode error or an InfoPrint Manager internal logic error occurred.

**System action:**

InfoPrint Manager stops processing the file at the point of the error. If there are other files in this print job, InfoPrint Manager resumes processing starting with the next file in the job; otherwise, InfoPrint Manager cancels the job.

**User response:**

Use local problem-reporting procedures to report this message.

**0420-379**

ERROR: The actual destination reported a mixture of simplex and duplex parameters in a Load Copy Control command.

**Explanation:**

Either an actual destination internal microcode error or an InfoPrint Manager internal logic error occurred.

**System action:**

InfoPrint Manager stops processing the file at the point of the error. If there are other files in this print job, InfoPrint Manager resumes processing starting with the next file in the job; otherwise, InfoPrint Manager cancels the job.

**User response:**

Use local problem-reporting procedures to report this message.

**0420-380**

ERROR: The actual destination reported copy counts that are not equal in a Load Copy Control command.

**Explanation:**

Either an actual destination internal microcode error or an InfoPrint Manager internal logic error occurred.

**System action:**

InfoPrint Manager stops processing the file at the point of the error. If there are other files in this print job, InfoPrint Manager resumes processing starting with the next file in the job; otherwise, InfoPrint Manager cancels the job.

**User response:**

Use local problem-reporting procedures to report this message.

**0420-381**

ERROR: The actual destination reported that it was not able to delete a resource.

**Explanation:**

Either an actual destination internal microcode error or an InfoPrint Manager internal logic error occurred.

**System action:**

InfoPrint Manager stops processing the file at the point of the error. If there are other files in this print job, InfoPrint Manager resumes processing starting with the next file in the job; otherwise, InfoPrint Manager cancels the job.

**User response:**

Use local problem-reporting procedures to report this message.

**0420-382**

ERROR: The actual destination reported a mapping type in a Load Equivalence command that is not valid.

**Explanation:**

Either an actual destination internal microcode error or an InfoPrint Manager internal logic error occurred.

**System action:**

InfoPrint Manager stops processing the file at the point of the error. If there are other files in this print job, InfoPrint Manager resumes processing starting with the next file in the job; otherwise, InfoPrint Manager cancels the job.

**User response:**

Use local problem-reporting procedures to report this message.

**0420-383**

ERROR: The actual destination reported a value in a Load Equivalence command that is either not valid or not supported.

**Explanation:**

The internal or external value in a **Load Equivalence** command is either not valid or not supported. See the 'IPDS Reference' for more information about the **Load Equivalence** command.

**System action:**

InfoPrint Manager stops processing the file at the point of the error. If there are other files in this print job, InfoPrint Manager resumes processing starting with the next file in the job; otherwise, InfoPrint Manager cancels the job.

**User response:**

Use local problem-reporting procedures to report this message.

**0420-384**

ERROR: The actual destination detected additional exceptions that were not specifically reported to InfoPrint Manager.

**Explanation:**

Storage was not available for all of the exceptions detected by the actual destination; therefore, some of them were not reported to InfoPrint Manager.

**System action:**

InfoPrint Manager recovers from the most important error that is reported by the actual destination.

**User response:**

InfoPrint Manager will base its error recovery on the most important error that was reported. However, because some errors have not been reported, you should examine your output carefully. After correcting all errors that were reported, send the print job again to determine any problems that remain.

**0420-386**

ERROR: The paper in the actual destination input bin has changed.

**Explanation:**

The actual destination reported that the paper changed in an input bin. InfoPrint Manager reports this message for the user's information in case the new media is not satisfactory for the print job.

**System action:**

InfoPrint Manager recovers and printing continues.



**User response:**

Examine the printed output to determine if the new paper is satisfactory for the print job. If the printed output is not satisfactory, change the actual destination paper supply to the appropriate type, and send the print job again.

**0420-391**

ERROR: A problem occurred when processing code page \_\_\_\_ .

**Explanation:**

The LCPC (Load Code Page Control) Bytes 4–7 specifies an invalid value of zero for the number of data bytes to be transmitted for this code page in subsequent LCP (Load Code page) commands.

**System action:**

InfoPrint Manager stops processing the file when the error occurs. If there are other files in this print job, InfoPrint Manager resumes processing starting with the next file in the job. Otherwise, InfoPrint Manager cancels the job.

**User response:**

If you created the code page, correct the error by consulting font data stream references. Otherwise, notify the person who administers your system or the owner of the code page to correct the error.

**0420-392**

ERROR: There is additional information about the exception received. This information is found in the following messages.

**Explanation:**

This message is informational only.

**System action:**

This message is informational only.

**User response:**

Look at the following messages.

**0420-395****Explanation:**

This message contains the additional information reported by the printer for the exception you have just received. This message is recorded for your information only.

**System action:**

The host PSF gathers the additional exception information and writes it to the error log and job message log.

**User response:**

This is an informational message; no response is required.

### 0420-465

ERROR: The actual destination reported a paper-width check; adjust or change the actual destination medium.

#### Explanation:

The actual destination specified in the accompanying message reported a paper width check error. The paper might be too wide, not wide enough, or not properly loaded in the actual destination.

#### System action:

After the paper problem is corrected, InfoPrint Manager recovers and printing continues.

#### User response:

Follow the instructions in the documentation for the actual destination to correct this problem.

### 0420-466

ERROR: The actual destination reported a paper jam; clear the jam.

#### Explanation:

One or more pages are jammed in the actual destination's paper path. Printing cannot continue until the paper jam is cleared.

#### System action:

After the paper jam is cleared, InfoPrint Manager recovers and printing continues.

#### User response:

Follow the instructions in the documentation for the actual destination to correct this problem.

### 0420-467

ERROR: A paper jam occurred in the actual destination while printing this job. The jam occurred at document page \_\_\_\_ of copy \_\_\_\_\_. Inspect the output to determine if it is complete and that all printed pages are acceptable.

#### Explanation:

Most actual destination paper jams can be cleared without the loss of pages in the job or any reduction in print quality. However, a paper jam can occasionally result in smeared toner on pages or lost pages. Printed output should be carefully inspected after a paper jam has occurred.

#### System action:

This is an informational message. The system action was defined in another error message about the paper jam.

#### User response:

Inspect the printed output, and determine if all pages are acceptable.

### 0420-468

ERROR: The actual destination is out of paper in an alternate bin; add paper.

#### Explanation:

The actual destination's alternate bin is empty.

**System action:**

After the alternate bin is filled with paper, InfoPrint Manager recovers and printing continues.

**User response:**

Add paper to the alternate bin of the actual destination.

**0420-469**

ERROR: The actual destination transport mechanism requires corrective action.

**Explanation:**

The term **transport mechanism** used in this message is actually a term that applies to the entire printer excluding the control unit and the MIC (Mechanism Interface Card). There are over 100 conditions in the printer that can generate the X'40E2.02' IPDS NACK that leads to this message. Imbedded in the 24 bytes of sense data in bytes 6 and 7 is the SRC (System Reference Code) that identifies the specific printer mechanism with the problem. However, the 24 bytes of sense data are not included in a PSF message in the actual destination error.log for these conditions because this is not labeled as an Error. To see the sense data, you need to run a trace of InfoPrint Manager with 'GROUP TO TRACE' of 'IPDS data' on the 'Error Log and Trace Options' panel in SMIT for InfoPrint Manager for AIX and using the MMC for InfoPrint Manager for Windows.

To use the MMC, complete these steps:

1. In the **Debug** menu, select **Control Destination Tracing**.
2. On the **Select Destination** dialog, select the actual destination associated with this message.
3. On the **Control Tracing** dialog, check **Enable tracing**, and under **Trace Groups**, select **IPDS data**.

**System action:**

After the transport problem is corrected, InfoPrint Manager recovers and printing continues.

**User response:**

Many of the device conditions covered by this message are self-correcting (such as, a tension arm adjustment), and therefore, the messages can be ignored. However, if the messages become chronic (for example a bad NIC that causes the printer to turn yellow in the InfoPrint Manager GUI), it may be necessary to view the Error Log on the Continuous Forms printer to determine the specific cause of this message. At the printer console, select the **Maintenance** button at the top center of the screen, and then select the **Logs** button on the lower left of the screen. This displays an **Error Log** button just to the right of the **Logs** button. Select the **Error Log** button to list problems with a date and time stamp. Compare the date and time stamps listed with the date and time stamps for this message in your actual destination's error.log file to identify the mechanism problem and follow the instructions in the documentation for the actual destination. Correct the problem if possible; otherwise contact your service representative if necessary.

**0420-470**

ERROR: The actual destination fuser requires corrective action.

**Explanation:**

The actual destination fuser requires corrective action. Please correct the actual destination fuser.

**System action:**

After the problem is corrected, InfoPrint Manager will recover from the point of the error, and printing will continue normally.

**User response:**

Follow the instructions in the documentation for the actual destination to correct this problem.

**0420-471**

ERROR: The actual destination reported a paper specification error.

**Explanation:**

The actual destination has reported a mismatch between the actual print medium in the drawer and the type of print medium specified for that drawer either from the actual destination operator panel or switches in the drawer.

**System action:**

After the mismatch is corrected, InfoPrint Manager recovers from the point of the error, and printing continues.

**User response:**

Follow the instructions in the documentation for the actual destination to correct this problem.

**0420-472**

ERROR: The actual destination reported a channel-command-parity error.

**Explanation:**

Either an actual destination internal microcode error or an InfoPrint Manager internal logic error occurred.

**System action:**

InfoPrint Manager stops processing the file at the point of the error. If there are other files in this print job, InfoPrint Manager resumes processing starting with the next file in the job; otherwise, InfoPrint Manager cancels the job.

**User response:**

Use local problem-reporting procedures to report this message.

**0420-473**

ERROR: The actual destination reported a channel-data-parity error.

**Explanation:**

Either an actual destination internal microcode error or an InfoPrint Manager internal logic error occurred.

**System action:**

InfoPrint Manager stops processing the file at the point of the error. If there are other files in this print job, InfoPrint Manager resumes processing starting with the next file in the job; otherwise, InfoPrint Manager cancels the job.

**User response:**

Use local problem-reporting procedures to report this message.

**0420-474**

ERROR: The actual destination reported a channel adapter check.

**Explanation:**

This is a hardware error that requires corrective service before printing is possible.

**System action:**

InfoPrint Manager ends this InfoPrint Manager instance.

**User response:**

Follow the instructions in the documentation for the actual destination to correct this problem.

**0420-475**

ERROR: The actual destination reported a problem with a two-channel switch adapter.

**Explanation:**

This is a hardware error. Printing cannot continue until the problem is corrected.

**System action:**

InfoPrint Manager ends this InfoPrint Manager instance.

**User response:**

Follow the instructions in the documentation for the actual destination to correct this problem.

**0420-476**

ERROR: The actual destination reported a recoverable hardware error.

**Explanation:**

The actual destination notified InfoPrint Manager that an actual destination hardware error from which the actual destination could recover occurred.

**System action:**

InfoPrint Manager recovers from the point of the error, and printing continues.

**User response:**

Multiple occurrences of this message could indicate that a hardware problem requiring service exists. If this error has occurred a multiple number of times, use local problem-reporting procedures to report this message.

**0420-477**

ERROR: The actual destination reported a hardware error that could not be automatically corrected.

**Explanation:**

This is a hardware error that requires corrective service before printing is possible.

**System action:**

InfoPrint Manager ends this InfoPrint Manager instance.

**User response:**

Use local problem-reporting procedures to report this message.

**0420-478**

ERROR: The actual destination reported a character that was not defined in the code page.

**Explanation:**

Either the code page did not include a code point for a character contained in the print job or the character assigned to the code point did not exist in the font character set. In either case, InfoPrint Manager attempted to use the Default Graphic Character specified in the Code Page Control (CPC) structured field, but the Flag parameter in the CPC structured field defined the default character as not valid. When the job containing this error was sent, either the Type of PRINT DATA ERRORS to report option on the InfoPrint Manager SMIT Start an InfoPrint Manager Print Job panel was set to All or Invalid Character, or the DATAACK keyword value submitted with the **enq -o** command was set to UNBLOCK or BLKPOS. The undefined character could be in presentation text, bar code data, bar code HRI or graphics character string data.

**System action:**

InfoPrint Manager stops processing the page containing the error, and printing continues with the next page in the print job.

 **Note**

Depending on the point at which the error occurred, InfoPrint Manager might have printed part of the page that caused the error.

**User response:**

Check that the code point for the character in the print job is correct. If the code point is correct, correct the error in the code page, and send the print job again. If the output is acceptable without the missing character, send the print job again, and specify that errors for undefined characters are not to be reported. To suppress the errors, either set the Type of PRINT DATA ERRORS to report option on the InfoPrint Manager SMIT Start an InfoPrint Manager Print Job panel to None or Positioning, or set the DATAACK keyword value entered with the **enq -o** command to BLOCK or BLKCHAR.

**0420-479**

ERROR: The actual destination reported a recoverable printing overrun error.

**Explanation:**

The actual destination reported a printing overrun error while attempting to position image or text on a page.

**System action:**

InfoPrint Manager recovers from the point of the error, and printing continues.

**User response:**

This is an informational message; no response is required.

**0420-480**

ERROR: The magnet settings were changed during printing.

**Explanation:**

A recoverable change in actual destination magnets occurred during printing. A retransmission of pages is required to correct this.

**System action:**

InfoPrint Manager recovers from the point of the error, and printing continues.

**User response:**

This is an informational message; no response is required.

**0420-481**

ERROR: The actual destination reported a recoverable serializer-parity error.

**Explanation:**

The actual destination reported a serializer-parity error from which it could recover by transmitting certain pages again.

**System action:**

InfoPrint Manager recovers from the point of the error, and printing continues.

**User response:**

This is an informational message; no response is required.

**0420-482**

ERROR: The actual destination reported a recoverable image-generator error.

**Explanation:**

The actual destination reported an image-generator error from which it could recover.

**System action:**

InfoPrint Manager recovers from the point of the error, and printing continues.

**User response:**

This is an informational message; no response is required.

**0420-483**

ERROR: The actual destination reported a double-byte font section that is not loaded or a double-byte font section ID that is not valid.

**Explanation:**

Either a double-byte coded font section specified in a **Write Text** (WT) command is not loaded or a double-byte coded font section ID in the command is not valid. Certain restrictions apply if the double-byte character code information spans **WT** commands. See the 'IPDS Reference' for more information about these restrictions. Bytes 16-17 of the exception shown in a previous message (**0420-249**) should contain the font section (byte 16) and code point (byte 17) that caused the

error. Some older IPDS printers do not include this code point in the sense data and place **X'0000'** in this field.

**System action:**

InfoPrint Manager stops processing the page containing the error, and printing continues with the next page in the print job.

**User response:**

Use the accompanying messages to determine if the structured field causing the error is in the input file or in a resource referenced by the input file. The program or person who created the input file or resource most likely caused the error. Correct the error in the input file or resource and send the job again.

**0420-484**

ERROR: The actual destination reported a numeric-representation precision-check error.

**Explanation:**

A print position cannot be represented within the actual destination.

**System action:**

InfoPrint Manager stops processing the page containing the error, and printing continues with the next page in the print job.

**User response:**

Use the accompanying messages to determine if the structured field causing the error is in the input file or in a resource referenced by the input file. The program or person who created the input file or resource most likely caused the error. Correct the error in the input file or resource and send the job again.

**0420-485**

ERROR: The actual destination reported that an attempt was made to print outside of the valid printable area.

**Explanation:**

An attempt was made to print outside of the valid printable area. This area is the intersection (common space) of the physical page with the logical page or of the physical page with an overlay. One or more characters, rules, or images fall at least partially outside of the valid printable area. When the print job containing this error was sent, either the Type of PRINT DATA ERRORS to report option on the InfoPrint Manager SMIT Start an InfoPrint Manager Print Job panel was set to All or Positioning, or the DATAACK keyword value entered with the enq -o command was set to UNBLOCK or BLKCHAR.

**System action:**

First, InfoPrint Manager prints a print-error marker at the location on the page where the error was detected. Then InfoPrint Manager stops processing the page containing the error. Printing continues with the next page in the print job.

**User response:**



Check that the correct form was loaded in the actual destination. If it was and if the printed output would be acceptable without the printer-error markers, send the print job again and specify that positioning errors are not to be reported. To suppress these types of errors, either set the Type of PRINT DATA ERRORS to report option on the InfoPrint Manager SMIT Start an InfoPrint Manager Print Job panel to None or Invalid character, or specify DATAACK=BLOCK or DATAACK=BLKPOS at the command line with the **enq -o** command.

**Note**

To correct the source of the problem, check for other error messages, and see their system actions and responses.

### 0420-486

ERROR: The actual destination reported an IOCA self-defining field code that is either not valid or not supported.

#### Explanation:

The error occurred in an IOCA image. See the 'IOCA Reference' for further information on this field. Bytes 16-17 of the exception in the preceding **0420-249** message contain the IO-image self-defining field code that cause the error. For one-byte codes, byte 16 contains X'00' and byte 17 contains the code.

#### System action:

InfoPrint Manager stops processing the page containing the error, and printing continues with the next page in the print job.

#### User response:

Correct the image-data problem.

### 0420-487

ERROR: The actual destination reported an IOCA self-defining field length that is not valid.

#### Explanation:

The error occurred in an IOCA image. See the 'IOCA Reference' for further information on this field. Bytes 16-17 of the exception in the preceding **0420-249** message contain the IO-image self-defining field code that cause the error. For one-byte codes, byte 16 contains X'00' and byte 17 contains the code.

#### System action:

InfoPrint Manager stops processing the page containing the error, and printing continues with the next page in the print job.

#### User response:

Correct the image-data problem.

### 0420-488

ERROR: The actual destination reported an IOCA self-defining field value that is either not valid or not supported.

#### Explanation:

The error occurred in an IOCA image. See the 'IOCA Reference' for further information on this field.

**System action:**

InfoPrint Manager stops processing the page containing the error, and printing continues with the next page in the print job.

**User response:**

Correct the image-data problem.

**0420-489**

ERROR: The actual destination reported an IOCA Begin Segment out-of-sequence error that is either not valid or not supported.

**Explanation:**

The IOCA Begin Segment command is out of sequence. See the 'IOCA Reference' for further information on this structured field.

**System action:**

InfoPrint Manager stops processing the page containing the error and printing continues with the next page in the print job, unless the error is in an overlay or data-object-resource. If the error is in an overlay or data-object-resource that must be downloaded, InfoPrint Manager stops processing the file at the point of the error. If there are other files in this print job, InfoPrint Manager resumes processing starting with the next file in the job; otherwise, InfoPrint Manager cancels the job.

**User response:**

Correct the image-data problem.

**0420-490**

ERROR: The actual destination reported an IOCA image End Segment out-of-sequence error that either is not valid or is not supported.

**Explanation:**

The IOCA **End Segment** command is out of sequence. See the 'IOCA Reference' for further information on this structured field.

**System action:**

InfoPrint Manager stops processing the page containing the error, and printing continues with the next page in the print job.

**User response:**

Correct the image-data problem.

**0420-509**

ERROR: A Begin Medium Map (BMM) structured field with token name \_\_\_\_ cannot be found in form definition \_\_\_\_.

**Explanation:**

An Invoke Medium Map (IMM) structured field specified a certain medium map name, but no Begin Medium Map (BMM) structured field with a matching token name could be found in the current

form definition. The medium map name or the token name in the Begin Medium Map structured field might have been misspelled. See the 'MO:DCA Reference' for further information on this structured field.

**System action:**

InfoPrint Manager cancels the print job.

**User response:**

Check that the form definition you specify for the print job contains the medium map referenced by the print job. If it does not, either add the medium map to the form definition or change the name of the medium map referred to by the print job to match the name of a medium map present in the form definition.

**0420-510**

ERROR: A Medium Copy Count (MCC) structured field specified an MMC ID of X'\_\_\_\_' but no MMC structured field with a matching ID was received.

**Explanation:**

Each Medium Copy Count (MCC) structured field repeating group contains an ID field that refers to a Medium Modification Control (MMC) structured field. If a nonzero ID appears in an MCC structured field repeating group, an MMC structured field with a matching ID must appear in the same medium map. See the 'MO:DCA Reference' for further information on this structured field.

**System action:**

InfoPrint Manager cancels the print job.

**User response:**

Correct the structured field in the form definition and submit the print job again.

**0420-511**

ERROR: The duplex specification in the Medium Map structured field is not valid. The number of repeating groups in the Medium Copy Count (MCC) structured field is \_\_\_\_\_. The MCC structured field must contain an even number of repeating groups.

**Explanation:**

When duplex is specified in a Medium Map structured field, the Medium Copy Count (MCC) structured field must contain an even number of repeating groups. Each odd-numbered repeating group applies to the front of a sheet, and each even-numbered repeating group applies to the back of a sheet. See the 'MO:DCA Reference' for further information on this structured field.

**System action:**

InfoPrint Manager cancels the print job.

**User response:**

Correct the structured field in the form definition and submit the print job again.

**0420-513**

ERROR: Two Medium Modification Control (MMC) structured fields contain the same ID X'\_\_\_\_'. MMC IDs must be unique.

**Explanation:**

Each Medium Modification Control (MMC) structured field contains an ID field. These IDs must be unique across all MMC structured fields in a medium map. See the 'MO:DCA Reference' for further information on this structured field.

**System action:**

InfoPrint Manager cancels the print job.

**User response:**

Correct the structured field in the form definition and submit the print job again.

**0420-514**

ERROR: A Medium Modification Control (MMC) structured field specified an overlay local ID X'\_\_\_\_', but this was not mapped to an overlay name in either the Document Environment Group or the current medium map.

**Explanation:**

A Medium Modification Control (MMC) structured field specified an overlay local ID that was not mapped by any Map Medium Overlay (MMO) structured field in the Document Environment Group or the current medium map. Any overlay local IDs specified in the MMC structured field must be mapped to an overlay name in an MMO structured field. See the 'MO:DCA Reference' for further information on this structured field.

**System action:**

InfoPrint Manager stops processing the print job at the point of the error. If this is the only file in the print job, InfoPrint Manager cancels the job. If there are other files in this print job, InfoPrint Manager will begin processing and then issue this message for each of the other files in the job.

**Note**

It is important to correct this error when it first occurs to prevent InfoPrint Manager from processing and issuing this error for other print jobs in the print queue that use the form definition causing the problem.

**User response:**

Correct the structured field in the form definition and submit the print job again.

**0420-515**

ERROR: The actual destination cannot print duplex sheets from bin \_\_\_\_\_. The print job will be printed simplex.

**Explanation:**

Duplex was specified either in the medium map of the form definition or when the print job was sent and:

- A specific bin number was specified, but the actual destination cannot print on both sides of the medium in that bin.
- No bin number was specified, but the actual destination cannot print on both sides of the medium in any of the available bins.

In either case, InfoPrint Manager prints the job in functional duplex mode. This means that the job prints in simplex mode (single-sided), but that any modifications intended for the front side of each sheet are applied to the odd-numbered pages, and any modifications intended for the back side of each sheet are applied to the even numbered pages. Thus each individual page prints correctly. This message is not issued in all cases where InfoPrint Manager performs functional duplexing. It is issued only if the actual destination is capable of duplexing, but reports that it cannot print duplexed sheets from the requested bin.

**System action:**

InfoPrint Manager processes the print request and prints the job on single-sided pages.

**User response:**

If duplexing is required, send the print job to an actual destination that supports duplexing, and specify the appropriate bin on that actual destination.

**0420-535**

ERROR: One or more \_\_\_\_ objects were encountered. The actual destination does not support this type of object.

**Explanation:**

The print job contains a Bar Code, Graphics, Presentation Text or IO Image (bitmap) object. The actual destination does not support this type of object. If the object is an IO Image object, InfoPrint Manager attempted to convert it to an IM Image, but it cannot be converted.

**System action:**

Depending on the type of object causing the error, the setting of either the Report errors in BAR CODE data field or the Report errors in IMAGE and GRAPHICS data field on the InfoPrint Manager SMIT Error Handling Options panel determines the system action. If the field setting is Yes, InfoPrint Manager stops processing the file containing the object causing the error. If the field setting is No, InfoPrint Manager skips the object causing the error but prints all other information on that page. There is no Report errors in PTOCA with OEG data field on the InfoPrint Manager SMIT Error Handling Options panel, so InfoPrint Manager stops processing the file containing the PTOCA object causing the error.

**User response:**

Delete the object from the file, or send the file to an actual destination that can print the object. If you are printing PostScript data, try to print the file as IM uncompressed data. (To do this, use the -a IM1 flag with the ps2afp command, or select IM uncompressed on the 'Type of IMAGE DATA' field of the SMIT 'Submit an InfoPrint Manager Print Job' panel).

**0420-576**

ERROR: The current medium map specified Constant Forms Control for both sides of the duplex sheet, or for the front of the simplex sheet, when a Begin Page (BPG) structured field was received.

**Explanation:**

At the point where a Begin Page (BPG) structured field is received, the current medium map must not specify that only overlay data is to be printed. This means that if an Invoke Medium Map (IMM) structured field is used to specify a medium map with Constant Forms Control active for both sides of a duplex sheet, or for the front of a simplex sheet, then another IMM structured field must be issued before the next BPG structured field, so that the current medium map is one that allows input data to

be printed on at least one side of the sheet. See the 'MO:DCA Reference' for further information on this structured field.

**System action:**

InfoPrint Manager stops processing the file at the point of the error. If there are other files in this print job, InfoPrint Manager resumes processing starting with the next file in the job; otherwise, InfoPrint Manager cancels the job.

**User response:**

Either change the Invoke Medium Map structured field so that constant forms are not enabled or include another Invoke Medium Map structured field.

**0420-583**

ERROR: The bin value of \_\_\_\_ specified for this print job is not valid.

**Explanation:**

Valid bin values are in the range of 1 to 255. The bin value was not within this range.

**System action:**

InfoPrint Manager ignores the specified value and uses the bin value contained in the form definition associated with the print job.

**User response:**

Check the printed output to determine if it is acceptable. If it is not acceptable and printing from a different bin is required, enter a valid value for the required bin number, and send the print job again.

**0420-584**

ERROR: The duplex value \_\_\_\_ specified for the print job is not valid.

**Explanation:**

The print profile contained a duplex value that was not valid. The value, if specified, must be **Yes**, **No**, or **Tumble**.

**System action:**

InfoPrint Manager ignores the duplex value specified and uses the default duplex value contained in the form definition used by the print job.

**User response:**

Check the printed output, and determine if it is acceptable. If it is not acceptable, specify a valid duplex value and submit the print job again.

**0420-585**

ERROR: All attempts to open resource \_\_\_\_ in file \_\_\_\_ were unsuccessful.

**Explanation:**

InfoPrint Manager cannot open the file specified in the message, which contains the indicated resource.

**System action:**

InfoPrint Manager stops processing the file at the point of the error. If there are other files in this print job, InfoPrint Manager resumes processing starting with the next file in the job; otherwise, InfoPrint Manager cancels the job.

**User response:**

Check for other error messages that may be issued for this print job, and correct the problems identified by those messages. If you are using Color Management resources or Data Object resources with a resource access table, the table must be found in the same directory as the resource.

**0420-586**

ERROR: An Include Page Overlay (IPO) structured field specified an overlay name of \_\_\_\_\_, but this overlay was not mapped within the containing page or overlay.

**Explanation:**

An Include Page Overlay (IPO) structured field specified an overlay name that was not mapped by any Map Page Overlay (MPO) structured field in the Active Environment Group of the containing page or overlay. To include a page overlay with the IPO structured field, the containing page or overlay must be mapped with an MPO structured field in the Active Environment Group of the page or overlay. See the 'MO:DCA Reference' for further information on this structured field.

**System action:**

InfoPrint Manager stops processing the file at the point of the error. If there are other files in this print job, InfoPrint Manager resumes processing starting with the next file in the job; otherwise, InfoPrint Manager cancels the job.

**User response:**

Use the accompanying messages to determine if the structured field causing the error is in the input file or in a resource referenced by the input file. The program or person who created the input file or resource most likely caused the error. Correct the error in the input file or resource and send the job again.

**0420-593**

ERROR: This print job cannot continue because of an internal error in InfoPrint Manager.

**Explanation:**

InfoPrint Manager found an internal logic error and cannot continue processing the print job.

**System action:**

InfoPrint Manager ends this InfoPrint Manager instance. Printing resumes with the next print job on the print queue.

**User response:**

Use local problem-reporting procedures to report this message.

**0420-606**

ERROR: The character set \_\_\_\_\_ does not support the character rotation X'\_\_\_\_\_'.

**Explanation:**

A specific character set and character rotation were specified, but the character set does not contain a Font Orientation (FNO) structured field repeating group for that rotation. See the 'MO: DCA Reference' for further information on this structured field.

**System action:**

InfoPrint Manager stops processing the file at the point of the error. If there are other files in this print job, InfoPrint Manager resumes processing starting with the next file in the job; otherwise, InfoPrint Manager cancels the job.

**User response:**

Correct the problem with the font character set and send the job again.

**0420-608**

ERROR: Text control code X'\_\_\_\_\_' is not valid. Text control ID X'\_\_\_\_\_'.

**Explanation:**

While attempting to convert text from one L-unit base to another, InfoPrint Manager encountered an AFP data stream text control code that is not valid. A block of text might be missing from the printed output.

**System action:**

InfoPrint Manager ignores the block of text that is not correct and continues processing the print job.

**User response:**

Use the accompanying messages to determine if the structured field causing the error is in the input file or in a resource referenced by the input file. The program or person who created the input file or resource most likely caused the error. Correct the error in the input file or resource and send the job again.

**0420-609**

ERROR: Text control length X'\_\_\_\_\_' is not valid. Text control ID X'\_\_\_\_\_'.

**Explanation:**

While attempting to convert text from one L-unit base to another, InfoPrint Manager encountered an AFP data stream text control that was too long or too short. A block of text might be missing from the printed output.

**System action:**

InfoPrint Manager ignores the block of text that is not correct and continues processing the print job.

**User response:**

Use the accompanying messages to determine if the structured field causing the error is in the input file or in a resource referenced by the input file. The program or person who created the input file or resource most likely caused the error. Correct the error in the input file or resource and send the job again.



**0420-610**

ERROR: Text control parameter X'\_\_\_\_\_' is not valid. Text control ID X'\_\_\_\_\_'.

**Explanation:**

While attempting to convert text from one L-unit base to another, InfoPrint Manager encountered an AFP data stream text control parameter that is not valid. A block of text might be missing from the printed output.

**System action:**

InfoPrint Manager ignores the block of text that is not correct and continues processing the print job.

**User response:**

Use the accompanying messages to determine if the structured field causing the error is in the input file or in a resource referenced by the input file. The program or person who created the input file or resource most likely caused the error. Correct the error in the input file or resource and send the job again.

**0420-611**

ERROR: A text control is not valid.

**Explanation:**

While attempting to convert text from one L-unit base to another, InfoPrint Manager encountered an AFP data stream text control that is not valid. This might be caused by an incomplete text control within the final Presentation Text Data (PTX) structured field. A block of text might be missing from the printed output. See the 'MO:DCA Reference' for further information on this structured field.

**System action:**

InfoPrint Manager stops processing the file at the point of the error. If there are other files in this print job, InfoPrint Manager resumes processing starting with the next file in the job; otherwise, InfoPrint Manager cancels the job.

**User response:**

Use the accompanying messages to determine if the structured field causing the error is in the input file or in a resource referenced by the input file. The program or person who created the input file or resource most likely caused the error. Correct the error in the input file or resource and send the job again.

**0420-612**

ERROR: Parameter X'\_\_\_\_\_' is out of range for an L-unit conversion. Text control ID X'\_\_\_\_\_'.

**Explanation:**

While attempting to convert text from one L-unit base to another, InfoPrint Manager encountered an AFP data stream text control parameter that has a valid value, but that is too large or too small to be converted to IPDS. A block of text might be missing from the printed output.

**System action:**

InfoPrint Manager ignores the block of text that is not correct and continues processing the print job.

**User response:**

Use the accompanying messages to determine if the structured field causing the error is in the input file or in a resource referenced by the input file. The program or person who created the input file or resource most likely caused the error. Correct the error in the input file or resource and send the job again.

1

**0420-613**

ERROR: The text control is located at file offset \_\_\_\_\_, in the structured field with sequence number \_\_\_\_\_.

**Explanation:**

The previous message indicated that an error was encountered during an attempt to convert text from one L-unit base to another. This message provides information about the location of the error within the input file.

**System action:**

See the system actions for other error messages in this message group.

**User response:**

This is an informational message; no response is required.

**0420-616**

ERROR: The actual destination reported that an actual destination resource might have an error.

**Explanation:**

The actual destination detected the reported error within a resource at print time. Any print file that uses this resource will not print until the resource is corrected.

**System action:**

See the system actions for other error messages in this message group.

**User response:**

See the responses for other error messages in this message group.

**0420-622**

ERROR: The actual destination reported that an IOCA Image Begin Image Content structured field was out of sequence.

**Explanation:**

The error occurred in an Image Object Content Architecture (IOCA) image. The Begin Image Content structured field appeared out of sequence or appeared more than once. See the 'IOCA Reference' for further information on this structured field.

**System action:**

InfoPrint Manager stops processing the page containing the error, and printing continues with the next page in the print job.

**User response:**

Correct the image-data problem.

**0420-623**

ERROR: The actual destination reported that an IOCA Image Data self-defining field was out of sequence.

**Explanation:**

The error occurred in an Image Object Content Architecture (IOCA) image. See the 'IOCA Reference' for further information on this structured field.

**System action:**

InfoPrint Manager stops processing the page containing the error, and printing continues with the next page in the print job.

**User response:**

Correct the image-data problem.

**0420-624**

ERROR: The actual destination reported that an IOCA Image End Image Content structured field was out of sequence.

**Explanation:**

The error occurred in an Image Object Content Architecture (IOCA) image. The End Image Content structured field appeared out of sequence or appeared more than once. See the 'IOCA Reference' for further information on this structured field.

**System action:**

InfoPrint Manager stops processing the page containing the error, and printing continues with the next page in the print job.

**User response:**

Correct the image-data problem.

**0420-625**

ERROR: The actual destination reported an IOCA Image Size Parameter value and image data that are not consistent.

**Explanation:**

The error occurred in an Image Object Content Architecture (IOCA) image. The value specified in the Image Size Parameter in an Image Picture Data (IPD) structured field did not match the horizontal and vertical size found in the image data. See the 'MO:DCA Reference' for further information on this structured field.

**System action:**

InfoPrint Manager stops processing the page containing the error, and printing continues with the next page in the print job.

**User response:**

Correct the image-data problem.

## 0420-626

ERROR: The actual destination reported that an IOCA Image Size parameter is either missing or out of sequence in an Image Picture Data structured field.

### Explanation:

The error occurred in an Image Object Content Architecture (IOCA) image. The Image Size Parameter image self-defining field is missing, appears out of sequence, or appears more than once. The Image Size Parameter image self-defining field is part of the Image Picture Data (IPD) structured field. See the 'MO:DCA Reference' for further information on this structured field.

### System action:

InfoPrint Manager stops processing the page containing the error, and printing continues with the next page in the print job.

### User response:

Correct the image-data problem.

## 0420-627

ERROR: The actual destination reported that an IOCA Image Size parameter value is either not supported or not valid.

### Explanation:

The error occurred in an Image Object Content Architecture (IOCA) image. The Image Size Parameter image self-defining field is part of the Image Picture Data (IPD) structured field. See the 'MO:DCA Reference' for further information on this structured field.

### System action:

InfoPrint Manager stops processing the page containing the error, and printing continues with the next page in the print job.

### User response:

Correct the image-data problem.

## 0420-628

ERROR: The actual destination reported that an IOCA Image Size parameter and an Image Encoding parameter are not consistent.

### Explanation:

The error occurred in an Image Object Content Architecture (IOCA) image. The Image Size Parameter image self-defining field and the Image Encoding Parameter image self-defining field are part of the Image Picture Data (IPD) structured field. See the 'MO:DCA Reference' for further information on this structured field.

### System action:

InfoPrint Manager stops processing the page containing the error, and printing continues with the next page in the print job.

### User response:

Correct the image-data problem.

**0420-629**

ERROR: The actual destination reported that an IOCA Image Encoding parameter is out of sequence.

**Explanation:**

The error occurred in an Image Object Content Architecture (IOCA) image. The Image Encoding Parameter image self-defining field appeared out of sequence or appeared more than once. The Image Encoding Parameter image self-defining field is part of the Image Picture Data (IPD) structured field. See the 'MO:DCA Reference' for further information on this structured field.

**System action:**

InfoPrint Manager stops processing the page containing the error, and printing continues with the next page in the print job.

**User response:**

Correct the image-data problem.

**0420-630**

ERROR: The actual destination reported that an IOCA Image Encoding parameter value is not supported or not valid.

**Explanation:**

The error occurred in an Image Object Content Architecture (IOCA) image. The Image Encoding Parameter image self-defining field is part of the Image Picture Data (IPD) structured field. See the 'MO:DCA Reference' for further information on this structured field. You can also get this error when printing PostScript data with IOCA group 4 compression on an IBM 3812 or 3816 actual destination. These actual destinations do not support IOCA group 4 compression.

**System action:**

InfoPrint Manager stops processing the page containing the error, and printing continues with the next page in the print job.

**User response:**

Correct the image-data problem. If you are printing PostScript data, try printing the file with IOCA-MMR compression instead. (To do this, use the `-a IO1_MMR` flag with the `ps2afp` command, or select IOCA-MMR compression at the 'Type of IMAGE DATA to produce' field of the 'Start an InfoPrint Manager Print Job' SMIT panel).

**0420-631**

ERROR: The actual destination reported that an IOCA Image Data Element Size parameter is out of sequence.

**Explanation:**

The error occurred in an Image Object Content Architecture (IOCA) image. The Image Data Element Size Parameter image self-defining field is part of the Image Picture Data (IPD) structured field. See the 'MO:DCA Reference' for further information on this structured field.

**System action:**

InfoPrint Manager stops processing the page containing the error, and printing continues with the next page in the print job.

**User response:**

Correct the image-data problem.

**0420-632**

ERROR: The actual destination reported that an IOCA Image Data Element Size parameter value is not supported or not valid.

**Explanation:**

The error occurred in an Image Object Content Architecture (IOCA) image. The Image Data Element Size Parameter image self-defining field is part of the Image Picture Data (IPD) structured field. See the 'MO:DCA Reference' for further information on this structured field.

**System action:**

InfoPrint Manager stops processing the page containing the error, and printing continues with the next page in the print job.

**User response:**

Correct the image-data problem.

**0420-633**

ERROR: The actual destination reported that an IOCA Image Look-Up Table ID parameter is out of sequence.

**Explanation:**

The error occurred in an Image Object Content Architecture (IOCA) image. The Image Look-Up Table ID parameter image self-defining field appeared out of sequence or appeared more than once. The Image Look-Up Table ID parameter image self-defining field is part of the Image Picture Data (IPD) structured field. See the 'MO:DCA Reference' for further information on this structured field.

**System action:**

InfoPrint Manager stops processing the page containing the error, and printing continues with the next page in the print job.

**User response:**

Correct the image-data problem.

**0420-634**

ERROR: The actual destination reported that an IOCA Image Look-Up Table ID parameter value is not supported or not valid.

**Explanation:**

The error occurred in an Image Object Content Architecture (IOCA) image. The Image Look-Up Table ID parameter image self-defining field is part of the Image Picture Data (IPD) structured field. See the 'MO:DCA Reference' for further information on this structured field.

**System action:**

InfoPrint Manager stops processing the page containing the error, and printing continues with the next page in the print job.

**User response:**

Correct the image-data problem.

**0420-635**

ERROR: The actual destination reported that an IOCA image has data that appears outside of the image presentation space.

**Explanation:**

The error occurred in an Image Object Content Architecture (IOCA) image. See the 'IOCA Reference' for further information about image presentation space.

**System action:**

InfoPrint Manager stops processing the page containing the error, and printing continues with the next page in the print job.

**User response:**

Correct the image-data problem.

**0420-636**

ERROR: The actual destination reported a Channel Overrun error.

**Explanation:**

The actual destination reported a Channel Overrun error.

**System action:**

InfoPrint Manager stops processing the file at the point of the error. If there are other files in this print job, InfoPrint Manager resumes processing starting with the next file in the job; otherwise, InfoPrint Manager cancels the job.

**User response:**

Use local problem-reporting procedures to report this message.

**0420-637**

ERROR: The actual destination reported a GOCA object with a graphics order that is either not allocated or not supported.

**Explanation:**

The error occurred in a Graphics Object Content Architecture (GOCA) image. See the 'GOCA Reference'.

**System action:**

InfoPrint Manager stops processing the page containing the error, and printing continues with the next page in the print job.

**User response:**

Correct the graphics data problem.

### 0420-638

ERROR: The actual destination reported a GOCA object with a reserved-byte exception or an attribute set that is not valid.

#### Explanation:

The error occurred in a Graphics Object Content Architecture (GOCA) image. See the 'GOCA Reference'.

#### System action:

InfoPrint Manager stops processing the page containing the error, and printing continues with the next page in the print job.

#### User response:

Correct the graphics data problem.

### 0420-639

ERROR: The actual destination reported a GOCA object with a drawing-order length that is not valid.

#### Explanation:

The error occurred in a Graphics Object Content Architecture (GOCA) image. See the 'GOCA Reference'.

#### System action:

InfoPrint Manager stops processing the page containing the error, and printing continues with the next page in the print job.

#### User response:

Correct the graphics data problem.

### 0420-640

ERROR: The actual destination reported a GOCA object with an attribute value that is not valid.

#### Explanation:

The error occurred in a Graphics Object Content Architecture (GOCA) image. See the 'GOCA Reference'.

#### System action:

InfoPrint Manager stops processing the page containing the error, and printing continues with the next page in the print job.

#### User response:

Correct the graphics data problem.

### 0420-641

ERROR: The actual destination reported a GOCA object with a Truncated Order exception condition.

#### Explanation:



The error occurred in a Graphics Object Content Architecture (GOCA) image. See the 'GOCA Reference'.

**System action:**

InfoPrint Manager stops processing the page containing the error, and printing continues with the next page in the print job.

**User response:**

Correct the graphics data problem.

**0420-642**

ERROR: The actual destination reported a GOCA object with a segment prolog exception error.

**Explanation:**

The error occurred in a Graphics Object Content Architecture (GOCA) image. See the 'GOCA Reference'.

**System action:**

InfoPrint Manager stops processing the page containing the error, and printing continues with the next page in the print job.

**User response:**

Correct the graphics data problem.

**0420-643**

ERROR: The actual destination reported a GOCA object with a virtual graphics presentation space overflow error.

**Explanation:**

The error occurred in a Graphics Object Content Architecture (GOCA) image. See the 'GOCA Reference'.

**System action:**

InfoPrint Manager stops processing the page containing the error, and printing continues with the next page in the print job.

**User response:**

Correct the graphics data problem.

**0420-644**

ERROR: The actual destination reported a GOCA object with an attribute value that is not supported.

**Explanation:**

The error occurred in a Graphics Object Content Architecture (GOCA) image. See the 'GOCA Reference'.

**System action:**

InfoPrint Manager stops processing the page containing the error, and printing continues with the next page in the print job.

**User response:**

Correct the graphics data problem.

**0420-645**

ERROR: The actual destination reported a GOCA object with a default that is either not valid or not supported.

**Explanation:**

The error occurred in a Graphics Object Content Architecture (GOCA) image. See the 'GOCA Reference'.

**System action:**

InfoPrint Manager stops processing the page containing the error, and printing continues with the next page in the print job.

**User response:**

Correct the graphics data problem.

**0420-646**

ERROR: The actual destination reported a GOCA object with a Segment Characteristics drawing order that is not valid.

**Explanation:**

The error occurred in a Graphics Object Content Architecture (GOCA) image. See the 'GOCA Reference'.

**System action:**

InfoPrint Manager stops processing the page containing the error, and printing continues with the next page in the print job.

**User response:**

Correct the graphics data problem.

**0420-647**

ERROR: The actual destination reported a GOCA object with a character angle value that is not supported.

**Explanation:**

The error occurred in a Graphics Object Content Architecture (GOCA) image. See the 'GOCA Reference'.

**System action:**

InfoPrint Manager stops processing the page containing the error, and printing continues with the next page in the print job.

**User response:**

Correct the graphics data problem.

**0420-648**

ERROR: The actual destination reported a GOCA object with an end prolog that is not valid.

**Explanation:**

The error occurred in a Graphics Object Content Architecture (GOCA) image. See the 'GOCA Reference'.

**System action:**

InfoPrint Manager stops processing the page containing the error, and printing continues with the next page in the print job.

**User response:**

Correct the graphics data problem.

**0420-649**

ERROR: The actual destination reported a GOCA object with an area bracket exception error.

**Explanation:**

The error occurred in a Graphics Object Content Architecture (GOCA) image. See the 'GOCA Reference'.

**System action:**

InfoPrint Manager stops processing the page containing the error, and printing continues with the next page in the print job.

**User response:**

Correct the graphics data problem.

**0420-650**

ERROR: The actual destination reported a GOCA object with a begin area that was not received correctly.

**Explanation:**

The error occurred in a Graphics Object Content Architecture (GOCA) image. See the 'GOCA Reference'.

**System action:**

InfoPrint Manager stops processing the page containing the error, and printing continues with the next page in the print job.

**User response:**

Correct the graphics data problem.

**0420-651**

ERROR: The actual destination reported a GOCA object with an area truncation exception error.

**Explanation:**

The error occurred in a Graphics Object Content Architecture (GOCA) image. See the 'GOCA Reference'.

**System action:**

InfoPrint Manager stops processing the page containing the error, and printing continues with the next page in the print job.

**User response:**

Correct the graphics data problem.

**0420-652**

ERROR: The actual destination reported a GOCA object supported order in an area that is not valid.

**Explanation:**

The error occurred in a Graphics Object Content Architecture (GOCA) image. See the 'GOCA Reference'.

**System action:**

InfoPrint Manager stops processing the page containing the error, and printing continues with the next page in the print job.

**User response:**

Correct the graphics data problem.

**0420-653**

ERROR: The actual destination reported a GOCA object with a pattern symbol set that is not supported.

**Explanation:**

The error occurred in a Graphics Object Content Architecture (GOCA) image. See the 'GOCA Reference'.

**System action:**

InfoPrint Manager stops processing the page containing the error, and printing continues with the next page in the print job.

**User response:**

Correct the graphics data problem.

**0420-654**

ERROR: The actual destination reported a GOCA object with a pattern symbol that is not defined.

**Explanation:**

The error occurred in a Graphics Object Content Architecture (GOCA) image. See the 'GOCA Reference'.

**System action:**

InfoPrint Manager stops processing the page containing the error, and printing continues with the next page in the print job.

**User response:**

Correct the graphics data problem.

**0420-655**

ERROR: The actual destination reported a GOCA object with a temporary-storage overflow while drawing an area.

**Explanation:**

The error occurred in a Graphics Object Content Architecture (GOCA) image. See the 'GOCA Reference'.

**System action:**

InfoPrint Manager stops processing the page containing the error, and printing continues with the next page in the print job.

**User response:**

Correct the graphics data problem.

**0420-656**

ERROR: The actual destination reported a GOCA object with a "begin segment introducer segment" flag that is not supported.

**Explanation:**

The error occurred in a Graphics Object Content Architecture (GOCA) image. See the 'GOCA Reference'.

**System action:**

InfoPrint Manager stops processing the page containing the error, and printing continues with the next page in the print job.

**User response:**

Correct the graphics data problem.

**0420-657**

ERROR: The actual destination reported a GOCA object with a "begin segment introducer" flag that is not valid.

**Explanation:**

The error occurred in a Graphics Object Content Architecture (GOCA) image. See the 'GOCA Reference'.

**System action:**

InfoPrint Manager stops processing the page containing the error, and printing continues with the next page in the print job.

**User response:**

Correct the graphics data problem.

### 0420-658

ERROR: The actual destination reported a GOCA object whose "begin segment introducer" length is incorrect.

#### Explanation:

The error occurred in a Graphics Object Content Architecture (GOCA) image. See the 'GOCA Reference'.

#### System action:

InfoPrint Manager stops processing the page containing the error, and printing continues with the next page in the print job.

#### User response:

Correct the graphics data problem.

### 0420-659

ERROR: The actual destination reported a GOCA object with insufficient segment data.

#### Explanation:

The error occurred in a Graphics Object Content Architecture (GOCA) image. See the 'GOCA Reference'.

#### System action:

InfoPrint Manager stops processing the page containing the error, and printing continues with the next page in the print job.

#### User response:

Correct the graphics data problem.

### 0420-660

ERROR: The actual destination reported a GOCA object with a "graphics image order sequence exception" error.

#### Explanation:

The error occurred in a Graphics Object Content Architecture (GOCA) image. See the 'GOCA Reference'.

#### System action:

InfoPrint Manager stops processing the page containing the error, and printing continues with the next page in the print job.

#### User response:

Correct the graphics data problem.

### 0420-661

ERROR: The actual destination reported a GOCA object with an image data discrepancy.

#### Explanation:

The error occurred in a Graphics Object Content Architecture (GOCA) image. See the 'GOCA Reference'.

**System action:**

InfoPrint Manager stops processing the page containing the error, and printing continues with the next page in the print job.

**User response:**

Correct the graphics data problem.

**0420-662**

ERROR: The actual destination reported a GOCA object with a graphics image bracket exception error.

**Explanation:**

The error occurred in a Graphics Object Content Architecture (GOCA) image. See the 'GOCA Reference'.

**System action:**

InfoPrint Manager stops processing the page containing the error, and printing continues with the next page in the print job.

**User response:**

Correct the graphics data problem.

**0420-663**

ERROR: The actual destination reported a GOCA object with an incorrect number of Image Data drawing orders.

**Explanation:**

The error occurred in a Graphics Object Content Architecture (GOCA) image. See the 'GOCA Reference'.

**System action:**

InfoPrint Manager stops processing the page containing the error, and printing continues with the next page in the print job.

**User response:**

Correct the graphics data problem.

**0420-664**

ERROR: The actual destination reported a GOCA object with a marker symbol set that is not supported.

**Explanation:**

The error occurred in a Graphics Object Content Architecture (GOCA) image. See the 'GOCA Reference'.

**System action:**

InfoPrint Manager stops processing the page containing the error, and printing continues with the next page in the print job.

**User response:**

Correct the graphics data problem.

**0420-665**

ERROR: The actual destination reported a GOCA object with an undefined marker code.

**Explanation:**

The error occurred in a Graphics Object Content Architecture (GOCA) image. See the 'GOCA Reference'.

**System action:**

InfoPrint Manager stops processing the page containing the error, and printing continues with the next page in the print job.

**User response:**

Correct the graphics data problem.

**0420-666**

ERROR: The actual destination reported that a font is not available for a GOCA object.

**Explanation:**

The error occurred in a Graphics Object Content Architecture (GOCA) image. See the 'GOCA Reference'.

**System action:**

InfoPrint Manager stops processing the page containing the error, and printing continues with the next page in the print job.

**User response:**

Correct the graphics data problem.

**0420-667**

ERROR: The actual destination reported that a graphics character code is not defined for a GOCA object.

**Explanation:**

The error occurred in a Graphics Object Content Architecture (GOCA) image. See the 'GOCA Reference'.

**System action:**

InfoPrint Manager stops processing the page containing the error, and printing continues with the next page in the print job.

**User response:**

Correct the graphics data problem.



**0420-668**

ERROR: The actual destination reported a GOCA object with an arc drawing check error.

**Explanation:**

The error occurred in a Graphics Object Content Architecture (GOCA) image. See the 'GOCA Reference'.

**System action:**

InfoPrint Manager stops processing the page containing the error, and printing continues with the next page in the print job.

**User response:**

Correct the graphics data problem.

**0420-669**

ERROR: The actual destination reported a GOCA object with a truncated graphics image exception error.

**Explanation:**

The error occurred in a Graphics Object Content Architecture (GOCA) image. See the 'GOCA Reference'.

**System action:**

InfoPrint Manager stops processing the page containing the error, and printing continues with the next page in the print job.

**User response:**

Correct the graphics data problem.

**0420-670**

ERROR: The actual destination reported a GOCA object with an order that is not valid in a graphics image.

**Explanation:**

The error occurred in a Graphics Object Content Architecture (GOCA) image. See the 'GOCA Reference'.

**System action:**

InfoPrint Manager stops processing the page containing the error, and printing continues with the next page in the print job.

**User response:**

Correct the graphics data problem.

**0420-671**

ERROR: The actual destination reported a GOCA object with an unsupported graphics image format.

**Explanation:**

The error occurred in a Graphics Object Content Architecture (GOCA) image. See the 'GOCA Reference'.

**System action:**

InfoPrint Manager stops processing the page containing the error, and printing continues with the next page in the print job.

**User response:**

Correct the graphics data problem.

**0420-672**

ERROR: The actual destination reported a GOCA object with a relative line outside of its coordinate space.

**Explanation:**

The error occurred in a Graphics Object Content Architecture (GOCA) image. See the 'GOCA Reference'.

**System action:**

InfoPrint Manager stops processing the page containing the error, and printing continues with the next page in the print job.

**User response:**

Correct the graphics data problem.

**0420-673**

ERROR: The metric unit base X'\_\_\_\_\_' in a Font Control (FNC) structured field is not valid.

**Explanation:**

The Metric Unit Base parameter in the Font Control (FNC) structured field must contain one of two values: X'0000', indicating fixed metrics, or X'0202', indicating relative metrics. An FNC structured field was encountered that contained a different value in this field. See the 'Advanced Function Printing: Host Font Data Stream Reference' for further information on the FNC structured field.

**System action:**

InfoPrint Manager stops processing the file at the point of the error. If there are other files in this print job, InfoPrint Manager resumes processing starting with the next file in the job; otherwise, InfoPrint Manager cancels the job.

**User response:**

Correct the problem with the font character set and send the job again.

**0420-678**

ERROR: The Metric Units per Unit Base value X'\_\_\_\_\_' in a Font Control (FNC) structured field is not valid for a fixed-metric font character set.

**Explanation:**

The font character set is identified as fixed-metric by the Metric Unit Base field in the Font Control (FNC) structured field. A Metric Unit Base value of X'0000' indicates a fixed-metric font character set. A fixed-metric font character set must have the value X'09600960', indicating 240 pels per inch, or the value X'0BB80BB8', indicating 300 pels per inch. The Metric Units per Unit Base field in the FNC structured field contains a value that is not valid for a fixed-metric font character set. See the 'Advanced Function Printing: Host Font Data Stream Reference' for further information on the FNC structured field.

**System action:**

InfoPrint Manager stops processing the file at the point of the error. If there are other files in this print job, InfoPrint Manager resumes processing starting with the next file in the job; otherwise, InfoPrint Manager cancels the job.

**User response:**

Correct the problem with the font character set and send the job again.

**0420-679**

ERROR: The Metric Units per Unit Base value X'\_\_\_\_' in a Font Control (FNC) structured field is not valid for a relative-metric font character set.

**Explanation:**

The font character set is identified as relative-metric by the Metric Unit Base field of the Font Control (FNC) structured field. A Metric Unit Base value of X'0202' indicates a relative-metric font character set. A relative-metric font character set must have the value X'03E803E8' in the Metric Units per Unit Base field. The Metric Units per Unit Base field in the FNC structured field contains a value that is not valid for a relative-metric font character set. See the 'Advanced Function Printing: Host Font Data Stream Reference' for further information on the FNC structured field.

**System action:**

InfoPrint Manager stops processing the file at the point of the error. If there are other files in this print job, InfoPrint Manager resumes processing starting with the next file in the job; otherwise, InfoPrint Manager cancels the job.

**User response:**

Correct the problem with the font character set and send the job again.

**0420-680**

ERROR: The Font Control (FNC) structured field length \_\_\_\_ is not valid for a relative-metric font character set.

**Explanation:**

The font character set is identified as relative metric by the Metric Unit Base field in the Font Control (FNC) structured field. A Metric Unit Base field of X'0202' indicates a relative-metric font. The FNC structured field within a relative-metric font character set must contain a Pattern Resolution Unit Base field in bytes 22-23 and a Pattern Resolution Units per Unit Base field in bytes 24-27. The length of the FNC parameter data must be at least 28 bytes. An FNC structured field within a relative-metric font character set was encountered with a length that is less than 28 bytes. See the 'Advanced Function Printing: Host Font Data Stream Reference' for further information on the FNC structured field.

**System action:**

InfoPrint Manager stops processing the file at the point of the error. If there are other files in this print job, InfoPrint Manager resumes processing starting with the next file in the job; otherwise, InfoPrint Manager cancels the job.

**User response:**

Correct the problem with the font character set and send the job again.

**0420-681**

ERROR: The Pattern Unit Base X'\_\_\_\_' in a Font Control (FNC) structured field is not valid.

**Explanation:**

The Pattern Unit Base in the Font Control (FNC) structured field must contain X'0000'. An FNC structured field was encountered that contained a different value in this field. See the 'Advanced Function Printing: Host Font Data Stream Reference' for further information on the FNC structured field.

**System action:**

InfoPrint Manager stops processing the file at the point of the error. If there are other files in this print job, InfoPrint Manager resumes processing starting with the next file in the job; otherwise, InfoPrint Manager cancels the job.

**User response:**

Correct the problem with the font character set and send the job again.

**0420-682**

ERROR: InfoPrint Manager cannot print the file because of an internal error.

**Explanation:**

Portions of the InfoPrint Manager code are not communicating correctly with each other.

**System action:**

Depending on the problem that occurred:

- InfoPrint Manager stops processing the file at the point of the error. If there are other files in this print job, InfoPrint Manager resumes processing, starting with the next file in the job; otherwise, InfoPrint Manager cancels the job.
- InfoPrint Manager ends the current InfoPrint Manager instance.

**User response:**

Depending on the system action there are two options:

- Send the print job again. If the error cannot be corrected or the error occurs again, use local problem-reporting procedures to report this message.
- Use local problem-reporting procedures to report this message.

**0420-683**

ERROR: The font metric resolution X'\_\_\_\_\_' does not match the font pattern resolution X'\_\_\_\_\_' in the Font Control (FNC) structured field.

**Explanation:**

If a font character set contains metrics expressed in pels, then for the font to be used on a actual destination that supports only metrics expressed in pels, the font metric resolution in bytes 6-9 of the Font Control (FNC) structured field must match the font pattern resolution in bytes 24-27. The value in bytes 4-5 indicates whether the font metrics are expressed in pels or in relative units. If bytes 4-5 contain the value X'0000', then the font metrics are expressed in pels. If these bytes contain X'0202', then the font metrics are expressed in relative units. An FNC structured field was encountered that had different values for the font metric resolution and font pattern resolution. See the 'Advanced Function Printing: Host Font Data Stream Reference' for further information on the FNC structured field.

**System action:**

InfoPrint Manager stops processing the file at the point of the error. If there are other files in this print job, InfoPrint Manager resumes processing starting with the next file in the job; otherwise, InfoPrint Manager cancels the job.

**User response:**

Correct the problem with the font character set and send the job again.

**0420-684**

ERROR: The font pattern resolution X'\_\_\_\_\_' in the Font Control (FNC) structured field does not match the actual destination font pattern resolution X'\_\_\_\_\_'.

**Explanation:**

The font pattern resolution in bytes 24-27 of an Font Control (FNC) structured field must match the font pattern resolution of the actual destination. This font character set cannot be used on this actual destination. See the 'Advanced Function Printing: Host Font Data Stream Reference' for further information on the FNC structured field.

**System action:**

InfoPrint Manager stops processing the file at the point of the error. If there are other files in this print job, InfoPrint Manager resumes processing starting with the next file in the job; otherwise, InfoPrint Manager cancels the job.

**User response:**

Either change the font pattern resolution so that it matches the actual destination's resolution or send the print job to an actual destination that supports the character set specified in the structured field.

**0420-694**

ERROR: The Image Points field X'\_\_\_\_\_' in the structured field \_\_\_\_\_ is not valid.

**Explanation:**

The Image Points per Unit Base field must contain a value in the range X'0001' - X'7FFF'. The structured field specified in the message contains a different value. See the 'MO:DCA Reference' for further information on this structured field.

**System action:**

InfoPrint Manager stops processing the file at the point of the error. If there are other files in this print job, InfoPrint Manager resumes processing starting with the next file in the job; otherwise, InfoPrint Manager cancels the job.

**User response:**

Correct the reported problem.

**0420-695**

ERROR: The Image Size field \_\_\_\_ in the structured field \_\_\_\_ is not valid.

**Explanation:**

The Image Size field must contain a value in the range 1 through 32,767. The structured field specified in the message contains a different value. See the 'MO:DCA Reference' for further information on this structured field.

**System action:**

InfoPrint Manager stops processing the file at the point of the error. If there are other files in this print job, InfoPrint Manager resumes processing starting with the next file in the job; otherwise, InfoPrint Manager cancels the job.

**User response:**

Correct the reported problem.

**0420-698**

ERROR: An error occurred during communications with the Print Service Adapter Device Driver. Error code \_\_\_\_.

**Explanation:**

InfoPrint Manager ends this InfoPrint Manager instance.

**System action:**

InfoPrint Manager stops processing the file at the point of the error. If there are other files in this print job, InfoPrint Manager resumes processing starting with the next file in the job; otherwise, InfoPrint Manager cancels the job.

**User response:**

Use local problem-reporting procedures to report this message.

**0420-699**

ERROR: InfoPrint Manager cannot communicate with the Print Service Adapter Device Driver. Error code \_\_\_\_.

**Explanation:**

InfoPrint Manager is unable to open communication with the Print Service Adapter Device Driver. The Print Service Adapter Device Driver may not be loaded.

**System action:**

InfoPrint Manager ends this InfoPrint Manager instance.

**User response:**

Make sure the following line is in the CONFIG.SYS file: DEVICE=pathAIN1VDD.SYS where path is the fully qualified path name where the Print Service Adapter Device Driver is stored.

**0420-700**

ERROR: No Print Service Adapter adapter was found in slot \_\_\_\_.

**Explanation:**

InfoPrint Manager is not able to find a Print Service Adapter in the specified slot number.

**System action:**

InfoPrint Manager ends this InfoPrint Manager instance.

**User response:**

Use the PSF/AIX Printer Colon File to set the Print Service Adapter slot number correctly.

**0420-707**

ERROR: One of the InfoPrint Manager user-exit programs produced a page that contains an error. Check the error log for this actual destination.

**Explanation:**

The Header, Trailer, Separator, Audit, or Accounting auxiliary-sheets produced a page that had an error. InfoPrint Manager cannot print the page. The auxiliary-sheet might have referred to a resource (font, overlay, data-object-resource or page segment) that cannot be found in InfoPrint Manager's resource path or a form definition might have been specified as an actual destination attribute for the user-exit program that InfoPrint Manager cannot locate. Another cause might be that the auxiliary-sheet produced a print data stream that is not valid.

**System action:**

InfoPrint Manager stops processing the page containing the error.

**User response:**

For more information about the problem, see the error log for the actual destination, by default /var/psf/printername/error.log (where *printername* is the actual destination name specified when the actual destination was created). Resource paths can be checked by viewing the **PSFPATH** environment variable. You can also check that the resource exists in the /usr/lpp/psf/reslib directory and, if the resource is a form definition, that the resource name was spelled correctly.

**0420-729**

The error occurred in file \_\_\_\_\_. The structured field in error was structured field \_\_\_\_\_ with code \_\_\_\_\_ and sequence number \_\_\_\_\_ located at file offset \_\_\_\_\_.

**Explanation:**

This message identifies the structured field that caused a previous error message. The information provided includes:

- The name of the file being printed.

- If you entered the **enq -o** command (or its InfoPrint Manager SMIT equivalent) from a machine other than the machine on which InfoPrint Manager is installed or piped input to the **enq** command, this file name is assigned by **enq**. Otherwise, this is the name of the file as you know it or the job name that you entered when the print job was sent.
- The acronym used to refer to the structured field; for example: IOC for the Image Output Control structured field.
- The 3-byte hexadecimal code by which InfoPrint Manager identifies the structured field; for example: X 'D3A77B' for the Image Output Control structured field.
- The 2-byte sequence number of the structured field. All structured fields contain a 2-byte sequence number in bytes 6 and 7 of the structured-field introducer.
- The offset within the input file at which the first byte of the structured field appears.

**Note**

The offset starts at zero. See the 'MO:DCA Reference' for further information on this structured field.

**System action:**

See the system actions for other error messages in this message group.

**User response:**

See the responses for other error messages in this message group.

**0420-742**

The actual destination reported that an IOCA image's Data Element Size parameter and Encoding parameter were inconsistent.

**Explanation:**

The value of the Image Data Element Size parameter is not consistent with the IOCA image compression algorithm specified in the Image Encoding parameter. See the 'IOCA Reference' for a description of these parameters.

**System action:**

InfoPrint Manager stops processing the page containing the error, and printing continues with the next page in the print job.

**User response:**

Correct the reported problem.

**0420-743**

The actual destination reported a bar-code type that is either not valid or not supported.

**Explanation:**

The actual destination does not support the bar code specified in the print job.

**System action:**

InfoPrint Manager stops processing the page containing the error, and printing continues with the next page in the print job.

**User response:**



Print the bar code on an actual destination that supports bar codes.

#### **0420-744**

The actual destination reported a bar-code object with a font identifier that is either not valid or not supported.

##### **Explanation:**

The error occurred in a Bar Code Object Content Architecture object. See the 'BCOCA Reference'.

##### **System action:**

InfoPrint Manager stops processing the page containing the error, and printing continues with the next page in the print job.

##### **User response:**

Correct the reported problem.

#### **0420-745**

The actual destination reported a bar-code object with a color that is either not valid or not supported.

##### **Explanation:**

The error occurred in a Bar Code Object Content Architecture object. See the 'BCOCA Reference'.

##### **System action:**

InfoPrint Manager stops processing the page containing the error, and printing continues with the next page in the print job.

##### **User response:**

Correct the error in the bar code object.

#### **0420-746**

The actual destination reported a bar-code object with a module width that is either not valid or not supported.

##### **Explanation:**

The error occurred in a Bar Code Object Content Architecture object. See the 'BCOCA Reference'.

##### **System action:**

InfoPrint Manager stops processing the page containing the error, and printing continues with the next page in the print job.

##### **User response:**

Correct the error in the bar code object.

#### **0420-747**

The actual destination reported a bar-code object with an element height that is either not valid or not supported.

##### **Explanation:**

The error occurred in a Bar Code Object Content Architecture object. See the 'BCOCA Reference'.

**System action:**

InfoPrint Manager stops processing the page containing the error, and printing continues with the next page in the print job.

**User response:**

Correct the error in the bar code object.

**0420-748**

The actual destination reported a bar-code object with a height multiplier that is either not valid or not supported.

**Explanation:**

The error occurred in a Bar Code Object Content Architecture object. See the 'BCOCA Reference'.

**System action:**

InfoPrint Manager stops processing the page containing the error, and printing continues with the next page in the print job.

**User response:**

Correct the error in the bar code object.

**0420-749**

The actual destination reported a bar-code object with a wide-to-narrow ratio that is either not valid or not supported.

**Explanation:**

The error occurred in a Bar Code Object Content Architecture object. See the 'BCOCA Reference'.

**System action:**

InfoPrint Manager stops processing the page containing the error, and printing continues with the next page in the print job.

**User response:**

Correct the error in the bar code object.

**0420-750**

The actual destination reported a bar-code object with a symbol origin that is either not valid or not supported.

**Explanation:**

The error occurred in a Bar Code Object Content Architecture object. See the 'BCOCA Reference'.

**System action:**

InfoPrint Manager stops processing the page containing the error, and printing continues with the next page in the print job.

**User response:**

Correct the error in the bar code object.

### **0420-751**

The actual destination reported a bar-code object with a modifier that is either not valid or not supported.

#### **Explanation:**

The error occurred in a Bar Code Object Content Architecture object. See the 'BCOCA Reference'.

#### **System action:**

InfoPrint Manager stops processing the page containing the error, and printing continues with the next page in the print job.

#### **User response:**

Correct the error in the bar code object.

### **0420-752**

The actual destination reported a bar-code object with a data length that is either not valid or not supported.

#### **Explanation:**

The error occurred in a Bar Code Object Content Architecture object. See the 'BCOCA Reference'.

#### **System action:**

InfoPrint Manager stops processing the page containing the error, and printing continues with the next page in the print job.

#### **User response:**

Correct the error in the bar code object.

### **0420-753**

The actual destination reported a check-digit calculation problem in a bar-code object.

#### **Explanation:**

The error occurred in a Bar Code Object Content Architecture object. See the 'BCOCA Reference'.

#### **System action:**

InfoPrint Manager stops processing the page containing the error, and printing continues with the next page in the print job.

#### **User response:**

Correct the error in the bar code object.

### **0420-754**

The actual destination reported an attempt to position a bar-code object outside of the bar-code block or valid printable area.

#### **Explanation:**

The error occurred in a Bar Code Object Content Architecture object. See the 'BCOCA Reference'.

**System action:**

InfoPrint Manager stops processing the page containing the error, and printing continues with the next page in the print job.

**User response:**

Correct the error in the bar code object.

**0420-755**

The actual destination reported an attempt to position a symbol outside of the bar-code block asynchronously.

**Explanation:**

The error occurred in a Bar Code Object Content Architecture object. See the 'BCOCA Reference'.

**System action:**

InfoPrint Manager stops processing the page containing the error, and printing continues with the next page in the print job.

**User response:**

Correct the error in the bar code object.

**0420-756**

The actual destination reported a Relative Move Inline (RMI) text control that is either not valid or not supported.

**Explanation:**

The **Inline Print Position Move** parameter value in the Relative Move Inline (RMI) text control is not valid. The text-control sequence is located in a Presentation Text (PTX) structured field. See the 'MO:DCA Reference' for further information on this structured field.

**System action:**

InfoPrint Manager stops processing the page containing the error, and printing continues with the next page in the print job.

**User response:**

Examine the page in error to determine if the error was caused by the page or by a resource that is used on the page. If the error occurred in a resource that does not belong to you, contact the person who administers your system or the owner of the resource, and have the error corrected.

**0420-757**

The actual destination reported a Relative Move Baseline (RMB) command that is either not valid or not supported.

**Explanation:**

The **Baseline Print Position Move** parameter value in the Relative Move Baseline (RMB) text control is not valid. The text-control sequence is located in a Presentation Text (PTX) structured field. See the 'MO:DCA Reference' for further information on this structured field.

**System action:**

InfoPrint Manager stops processing the page containing the error, and printing continues with the next page in the print job.

**User response:**

Examine the page in error to determine if the error was caused by the page or by a resource that is used on the page. If the error occurred in a resource that does not belong to you, contact the person who administers your system or the owner of the resource, and have the error corrected.

**0420-758**

The actual destination reported a rule length that is either not valid or not supported.

**Explanation:**

The **Length** parameter value in the Draw Inline Rule (DIR) text control is outside of the valid range. The text-control sequence is located in a Presentation Text (PTX) structured field. See the 'MO:DCA Reference' for further information on this structured field.

**System action:**

InfoPrint Manager stops processing the page containing the error, and printing continues with the next page in the print job.

**User response:**

Examine the page in error to determine if the error was caused by the page or by a resource that is used on the page. If the error occurred in a resource that does not belong to you, contact the person who administers your system or the owner of the resource, and have the error corrected.

**0420-759**

The actual destination reported a Temporary Baseline Move (TBM) text control sequence that is either not valid or not supported.

**Explanation:**

The Temporary Baseline Move (TBM) text control has a value that is not valid for the direction parameter, the precision parameter, or both parameters. The text-control sequence is located in a Presentation Text (PTX) structured field. See the 'MO:DCA Reference' for further information on this structured field.

**System action:**

InfoPrint Manager stops processing the page containing the error, and printing continues with the next page in the print job.

**User response:**

Examine the page in error to determine if the error was caused by the page or by a resource that is used on the page. If the error occurred in a resource that does not belong to you, contact the person who administers your system or the owner of the resource, and have the error corrected.

**0420-777**

The print job contains an image that is too large for the printable area of the page.

**Explanation:**

1

Either the file contains an image that is too large to fit on the page or the page presentation specified in the form definition caused a printable area dimension that is too small for the image. InfoPrint Manager displays this message only when the value of the **STOP when errors found in IMAGE and GRAPHICS data?** field on the InfoPrint Manager SMIT Error Handling Options panel is **Yes**.

**System action:**

The output produced will vary based on the type of actual destination and setting of the data check keyword. Data check can be specified with the **DATAACK** keyword at the command line or with the Type of print data errors to report on the InfoPrint Manager SMIT Start an InfoPrint Manager Print Job panel. Some actual destinations will produce no output when this error occurs, while others will print the portion of the image that fits on the page.

**User response:**

Change the value of the **STOP when errors found in IMAGE and GRAPHICS data?** field on the InfoPrint Manager SMIT Error Handling Options panel to **No**, and send the print job again. InfoPrint Manager will print as much of the image as possible. Check that the page presentation (portrait or landscape) specified in the form definition is correct. If it is, you may need to scale or trim the image so that it fits in the printable area of the page.

**0420-781**

ERROR: The actual destination reported a Load Page Descriptor command or a Write Text Control command initial inline coordinate that is either not valid or not supported.

**Explanation:**

An initial inline coordinate value in a Load Page Descriptor command or in a Write Text Control command is either not valid or not supported by the actual destination. See the 'IPDS Reference' for a description of the Load Page Descriptor and a Write Text Control commands.

**System action:**

InfoPrint Manager stops processing the page containing the error, and printing continues with the next page in the print job.

**User response:**

Examine the page in error to determine if the error was caused by the page or by a resource that is used on the page. If the error occurred in a resource that does not belong to you, contact the person who administers your system or the owner of the resource, and have the error corrected.

**0420-782**

ERROR: The actual destination reported a Load Page Descriptor command or a Write Text Control command initial baseline coordinate that is either not valid or not supported.

**Explanation:**

An initial baseline coordinate value in a Load Page Descriptor command or in a Write Text Control command is either not valid or not supported by the actual destination. See the 'IPDS Reference' for a description of the Load Page Descriptor and Write Text Control commands.

**System action:**

InfoPrint Manager stops processing the page containing the error, and printing continues with the next page in the print job.

**User response:**

Correct the reported problem.

**0420-783**

ERROR: The actual destination reported an Execute Order Homestate Set Media Size command contained an L-units value that is either not valid or not supported.

**Explanation:**

Either an actual destination internal microcode error or an InfoPrint Manager internal logic error occurred.

**System action:**

InfoPrint Manager stops processing the file at the point of the error. If there are other files in this print job, InfoPrint Manager resumes processing starting with the next file in the job; otherwise, InfoPrint Manager cancels the job.

**User response:**

Use local problem-reporting procedures to report this message.

**0420-784**

ERROR: The actual destination reported an Execute Order Homestate Set Media Size command contained an x-extent value that is either not valid or not supported.

**Explanation:**

Either an actual destination internal microcode error or an InfoPrint Manager internal logic error occurred.

**System action:**

InfoPrint Manager stops processing the file at the point of the error. If there are other files in this print job, InfoPrint Manager resumes processing starting with the next file in the job; otherwise, InfoPrint Manager cancels the job.

**User response:**

Use local problem-reporting procedures to report this message.

**0420-785**

ERROR: The actual destination reported an Execute Order Homestate Set Media Size command contained a y-extent value that is either not valid or not supported.

**Explanation:**

A form length value specified in this job is outside of the allowable range for the actual destination.

**System action:**

InfoPrint Manager stops processing the file at the point of the error. If there are other files in this print job, InfoPrint Manager resumes processing starting with the next file in the job; otherwise, InfoPrint Manager cancels the job.

**User response:**

Change the **form-length-range-supported** attribute value to reflect the appropriate allowable range for the actual destination. Ensure that the form-length value specified in the job or command line lies within this range.

**0420-786**

ERROR: The actual destination reported an Execute Order Homestate Set Media Size command contained a unit base value that is either not valid or not supported.

**Explanation:**

Either an actual destination internal microcode error or an InfoPrint Manager internal logic error occurred.

**System action:**

InfoPrint Manager stops processing the file at the point of the error. If there are other files in this print job, InfoPrint Manager resumes processing starting with the next file in the job; otherwise, InfoPrint Manager cancels the job.

**User response:**

Use local problem-reporting procedures to report this message.

**0420-787**

ERROR: The actual destination reported that a double-byte font has one section specified for MICR printing, but not all sections.

**Explanation:**

All the sections of a double-byte font must be marked consistently for MICR printing to occur.

**System action:**

InfoPrint Manager stops processing the file at the point of the error. If there are other files in this print job, InfoPrint Manager resumes processing starting with the next file in the job; otherwise, InfoPrint Manager cancels the job.

**User response:**

Specify all sections of the double-byte font for MICR printing.

**0420-788**

ERROR: The actual destination reported that MICR printing has been disabled.

**Explanation:**

The actual destination attachment for MICR (magnetic ink character recognition) printing might have been disconnected.

**System action:**

InfoPrint Manager stops processing the file at the point of the error. If there are other files in this print job, InfoPrint Manager resumes processing starting with the next file in the job; otherwise, InfoPrint Manager cancels the job.



**Note**

Printed output will be in non-MICR form.

**User response:**

Send the print job to a different MICR actual destination, or correct the problem with this MICR actual destination.

**0420-789**

The actual destination reported that MICR printing is now available.

**Explanation:**

A previously reported actual destination error has been corrected.

**System action:**

InfoPrint Manager recovers and printing continues.

**User response:**

This is an informational message; no response is required.

**0420-790**

ERROR: The MICR actual destination reported a paper jam; clear the jam.

**Explanation:**

The MICR (magnetic ink character recognition) actual destination, or its attachment, has one or more pages jammed in the paper path. Printing cannot continue until the paper jam is cleared.

**System action:**

After the paper jam is cleared, InfoPrint Manager recovers and printing continues.

**User response:**

Follow the actual destination or actual destination attachment instructions to clear the paper jam.

**0420-791**

ERROR: The MICR actual destination reported that printing outside of the page boundaries has occurred.

**Explanation:**

The MICR (magnetic ink character recognition) actual destination, or its attachment, reported data that printed outside of the page boundaries. The pages might not be aligned properly.

**System action:**

After the error condition is corrected at the actual destination, InfoPrint Manager recovers and printing continues.

**User response:**

Follow the instructions in the documentation for the actual destination to correct this problem.

### 0420-794

ERROR: The actual destination reported a Select Input Media Source command that selected a medium which is not valid.

#### Explanation:

Either an actual destination internal microcode error or an InfoPrint Manager internal logic error occurred.

#### System action:

InfoPrint Manager stops processing the file at the point of the error. If there are other files in this print job, InfoPrint Manager resumes processing starting with the next file in the job; otherwise, InfoPrint Manager cancels the job.

#### User response:

Use local problem-reporting procedures to report this message.

### 0420-795

ERROR: The actual destination reported a use of the Acknowledgement Continuation flag which is not valid.

#### Explanation:

Either an actual destination internal microcode error or an InfoPrint Manager internal logic error occurred.

#### System action:

InfoPrint Manager stops processing the file at the point of the error. If there are other files in this print job, InfoPrint Manager resumes processing starting with the next file in the job; otherwise, InfoPrint Manager cancels the job.

#### User response:

Use local problem-reporting procedures to report this message.

### 0420-796

The actual destination reported an IOCA image decompression error.

#### Explanation:

The error occurred in an Image Object Content Architecture image. See the 'IOCA Reference' for further information on this structured field.

#### System action:

InfoPrint Manager stops processing the page containing the error, and printing continues with the next page in the print job.

#### User response:

Correct the image-data problem.

**0420-797**

ERROR: The actual destination reported a Load Font Equivalence GRID value that is either not valid or not supported.

**Explanation:**

A GRID value in a **Load Font Equivalence** command is either not valid or not supported by the actual destination. See the 'IPDS Reference' for a description of the **LFE** command.

**System action:**

InfoPrint Manager stops processing the page containing the error, and printing continues with the next page in the print job.

**User response:**

Examine the page in error to determine if the error was caused by the page or by a resource that is used on the page. If the error occurred in a resource that does not belong to you, contact the person who administers your system or the owner of the resource, and have the error corrected.

**0420-798**

ERROR: The actual destination reported that a Load Font Control (LFC) command contained a relative-metric multiplying factor that is either not valid or not supported.

**Explanation:**

Either an actual destination internal microcode error or an InfoPrint Manager internal logic error occurred.

**System action:**

InfoPrint Manager stops processing the file at the point of the error. If there are other files in this print job, InfoPrint Manager resumes processing starting with the next file in the job; otherwise, InfoPrint Manager cancels the job.

**User response:**

Use local problem-reporting procedures to report this message.

**0420-800**

ERROR: This print file requires double-byte fonts. Double-byte fonts are not supported by the actual destination.

**Explanation:**

The file contains a character or characters that require a double-byte font (for example, an Arabic, Korean, or Japanese font). However, the actual destination selected for the print job cannot print double-byte fonts.

**System action:**

InfoPrint Manager stops processing the file at the point of the error. If there are other files in this print job, InfoPrint Manager resumes processing starting with the next file in the job; otherwise, InfoPrint Manager cancels the job.

**User response:**

Send the print job again, and specify an actual destination that supports double-byte fonts.

**0420-803**

ERROR: The specified character set is required to be in \_\_\_\_ pels-per-inch resolution. This character set, in this resolution, cannot be located in the InfoPrint Manager resource directories. A version of this character set might exist in the \_\_\_\_ pels-per-inch resolution, but it cannot be used with this type of actual destination.

**Explanation:**

The requested font character set, at the resolution required by the actual destination, cannot be located in the InfoPrint Manager resource directories. Someone might have moved or deleted the character set. The resource search path specified might not be correct.

**System action:**

InfoPrint Manager stops processing the file at the point of the error. If there are other files in this print job, InfoPrint Manager resumes processing starting with the next file in the job; otherwise, InfoPrint Manager cancels the job.

**User response:**

Check that the font character set exists in the resource directories (by default, /usr/lpp/psf/reslib), and that the owner, group, and others have permission to read it. Check that the resource search paths are correct. The resource path can be specified with the **PSFPATH** environment variable. Use the AIX **env** command to view the settings of the environment variables. When specifying multiple paths, separate the paths with colons. If necessary, add the required font character set to the InfoPrint Manager resource directories in the correct resolution for the actual destination.

**0420-836**

InfoPrint Manager cannot continue processing the DPF job because a file access error occurred.

**Explanation:**

A control file for this Distributed Print Facility (DPF) job cannot be accessed. The DPF file is required to successfully continue processing the job.

**System action:**

InfoPrint Manager stops processing the job when the error is detected and cancels the job.

**User response:**

Report the problem to your local system administrator who might need to contact your service representative.

**0420-837**

ERROR: The actual destination reported that a Define Group Boundary command was received that attempts to terminate a group that is not yet initiated.

**Explanation:**

Either an actual destination internal microcode error or an InfoPrint Manager internal logic error occurred.

**System action:**

InfoPrint Manager stops processing the file at the point of the error. If there are other files in this print job, InfoPrint Manager resumes processing starting with the next file in the job; otherwise, InfoPrint Manager cancels the job.

**User response:**

Use local problem-reporting procedures to report this message.

**0420-838**

ERROR: The actual destination reported a Define Group Boundary command order that is either not valid or not supported.

**Explanation:**

Either an actual destination internal microcode error or an InfoPrint Manager internal logic error occurred.

**System action:**

InfoPrint Manager stops processing the file at the point of the error. If there are other files in this print job, InfoPrint Manager resumes processing starting with the next file in the job; otherwise, InfoPrint Manager cancels the job.

**User response:**

Use local problem-reporting procedures to report this message.

**0420-839**

ERROR: The actual destination reported that a Define Group Boundary command was received that had an incorrect length.

**Explanation:**

Either an actual destination internal microcode error or an InfoPrint Manager internal logic error occurred.

**System action:**

InfoPrint Manager stops processing the file at the point of the error. If there are other files in this print job, InfoPrint Manager resumes processing starting with the next file in the job; otherwise, InfoPrint Manager cancels the job.

**User response:**

Use local problem-reporting procedures to report this message.

**0420-840**

ERROR: The actual destination reported an IPDS command was received that had an incorrect number of data bytes.

**Explanation:**

The actual destination reported either the number of data bytes specified in an IPDS triplet length field is greater than the number of bytes remaining in the IPDS command or the number of data bytes specified in a triplet length field is different from the number of bytes in the Resource ID field of an IPDS XOA-RRL command. This message could be issued as a result of corrupted print data, an actual destination internal microcode error or an InfoPrint Manager internal logic error.

**System action:**

InfoPrint Manager stops processing the file at the point of the error. If there are other files in this print job, InfoPrint Manager resumes processing starting with the next file in the job; otherwise, InfoPrint Manager cancels the job.

**User response:**

Use local problem-reporting procedures to report this message.

**0420-842**

ERROR: There is not enough memory to convert an image into a form that can be printed.

**Explanation:**

There is not enough memory available to convert an image in IM format to an image in Image Object Content Architecture (IOCA) format (IO1). The conversion is required for this actual destination to print the original image at the proper size.

**System action:**

InfoPrint Manager stops processing the file at the point of the error. If there are other files in this print job, InfoPrint Manager resumes processing starting with the next file in the job; otherwise, InfoPrint Manager cancels the job.

**User response:**

Use the AIX **ps** command to view a list of processes, and then use the AIX kill command to stop any unneeded processes. Send the print job again. If the error still occurs, increase the system paging space (the AIX **lsps -a** command lists the current usage of paging space).

**0420-846**

The font in error consists of the code page \_\_\_\_ and the font character set \_\_\_\_.

**Explanation:**

This message provides more information about the code page and character set causing the font problem.

**System action:**

See the system actions for other error messages in this message group.

**User response:**

See the responses for other error messages in this message group.

**0420-847**

InfoPrint Manager cannot convert an IM image object to IPDS IO image format for printing.

**Explanation:**

InfoPrint Manager tried to convert an IM image object to IO format in order to print the image. The image could not be converted, because (1) The X or Y image size specified in Image Input Descriptor structured field is zero, or (2) the image is positioned and rotated so that no part of the image fits on the valid printable area of the media.

**System action:**

InfoPrint Manager does not print the image.

**User response:**

Verify that the image position and rotation are specified correctly. If possible, correct the image object, and submit the print job again. If the error cannot be corrected or the error occurs again, use local problem-reporting procedures to report this message.

**0420-851**

The actual destination requires operator intervention.

**Explanation:**

A condition has occurred at the actual destination that requires operator action to correct.

**System action:**

After the actual destination problem is corrected, InfoPrint Manager recovers and printing continues.

**User response:**

Follow the instructions in the documentation for the actual destination to correct this problem.

**0420-870**

Because of an error reported below, InfoPrint Manager cannot process the double-byte font whose first section is made up of the code page \_\_\_\_ and the font character set \_\_\_\_.

**Explanation:**

InfoPrint Manager detected an error that prevented processing of the double-byte font specified in the message.

**System action:**

InfoPrint Manager stops processing the file at the point of the error. If there are other files in this print job, InfoPrint Manager resumes processing starting with the next file in the job; otherwise, InfoPrint Manager cancels the job.

**User response:**

See the responses for other error messages in this message group.

**0420-873**

ERROR: The Font Control (FNC) structured field in double-byte font section X'\_\_\_\_' specifies a character box size that is not uniform. Double-byte font sections X'45'-X'FE' must have a uniform character box size.

**Explanation:**

If a Font Control (FNC) structured field exists within a double-byte font section with a section number greater than X'44', then the FNC structured field must specify a uniform character box size. Double-byte font sections X'41' - X'44' can have box sizes that are not uniform, but any sections with section numbers in the range of X'45' - X'FE' must have a uniform character box size. FNC byte 6, bit 3 specifies that a font character set has a uniform character box size. See the 'FOCA Reference' for further information on the FNC structured field.

**System action:**

InfoPrint Manager stops processing the file at the point of the error. If there are other files in this print job, InfoPrint Manager resumes processing starting with the next file in the job; otherwise, InfoPrint Manager cancels the job.

**User response:**

Correct the problem with the font character set and send the job again.

**0420-877**

ERROR: There is no \_\_\_\_ structured field to match the \_\_\_\_ structured field with token name \_\_\_\_ at file offset \_\_\_\_.

**Explanation:**

A file contained a Begin structured field to mark the beginning of an object, but did not contain the matching structured field to mark the end of the object. If the Begin structured field is present, the End structured field must also be present. See the 'Mixed Object Document Content Architecture Reference' for further information on these structured fields.

**System action:**

InfoPrint Manager stops processing the file at the point of the error. If there are other files in this print job, InfoPrint Manager resumes processing starting with the next file in the job; otherwise, InfoPrint Manager cancels the job.

**User response:**

Correct the reported problem.

**0420-878**

ERROR: InfoPrint Manager cannot continue processing this print job: The STOP when errors found in IMAGE or GRAPHICS data field on the InfoPrint Manager SMIT Error Handling Options panel is set to Yes.

**Explanation:**

The handling of certain errors depends on the setting of the STOP when errors found in IMAGE and GRAPHICS data? field on the InfoPrint Manager SMIT Error Handling Options panel. Depending on the setting:

- If a soft page segment cannot be located in the InfoPrint Manager resource library, then processing continues if the field setting is No; processing stops if the setting is Yes. A page segment is considered a soft page segment if it is specified only through the Include Page Segment (IPS) structured field, and not through the Map Page Segment (MPS) structured field. Page segments specified through the MPS structured field are considered hard page segments.
- If the print job contains GOCA or IOCA data and the actual destination does not support that data type, processing of the job continues if the field setting is No. Processing stops if the setting is Yes.
- If a GOCA object contains a Map Coded Font (format 1 MCF-1 or format 2 MCF-2) structured field, syntax errors in that structured field are handled according to the field setting. If the setting is No, InfoPrint Manager ignores syntax errors in an MCF-1 or MCF-2 structured field of a GOCA object and continues processing the print job. If the setting is Yes, InfoPrint Manager stops processing the print job when the same types of syntax errors are encountered.

Secondary resource errors are not under control of this setting.



**System action:**

InfoPrint Manager stops processing the file at the point of the error. If there are other files in this print job, InfoPrint Manager resumes processing starting with the next file in the job; otherwise, InfoPrint Manager cancels the job.

**User response:**

See the responses for other error messages in this message group.

**0420-879**

InfoPrint continues processing the print job: The STOP when errors found in IMAGE and GRAPHICS can be set if desired. Please contact support for instructions on your platform.

**Explanation:**

The handling of certain errors depends on the setting of the STOP when errors found in IMAGE and GRAPHICS data? field on the InfoPrint Manager SMIT Error Handling Options panel. Depending on the setting:

- If a soft page segment cannot be located in the InfoPrint Manager resource library, then processing continues if the field setting is No, but processing stops if the setting is Yes. A page segment is considered soft if it is specified only through the Include Page Segment (IPS) structured field, and not through the Map Page Segment (MPS) structured field. Page segments specified through the MPS structured field are considered hard page segments.
- If the print job contains GOCA or IOCA data and the actual destination does not support that data type, processing of the job continues if the field setting is No. Processing stops if the setting is Yes.
- If a GOCA object contains a Map Coded Font (format 1 MCF-1 or format 2 MCF-2) structured field, syntax errors in that structured field are handled according to the field setting. If the setting is No, InfoPrint Manager ignores syntax errors in an MCF-1 or MCF-2 structured field of a GOCA object and continues processing the print job. If the setting is Yes, InfoPrint Manager stops processing the print job when the same types of syntax errors are encountered.

Secondary resource errors are not under control of this setting.

**System action:**

InfoPrint Manager continues processing the print job.

**User response:**

See the responses for other error messages in this message group.

**0420-880**

ERROR: There is no End structured field to match the Begin structured field X'\_\_\_\_\_' at file offset \_\_\_\_.

**Explanation:**

InfoPrint Manager found a structured field that begins an AFP data stream object. Begin structured fields contain the value X' A8 ' in the second byte. When InfoPrint Manager finds a Begin structured field that it does not recognize, it attempts to skip the unrecognized object by finding the matching End structured field. End structured fields contain the value X' A9 ' as the second byte of the structured-field code, with the third byte being the same as that of the Begin structured field. InfoPrint Manager could not find an End structured field to match an unrecognized Begin structured field. See the 'MO:DCA Reference' for further information on these structured fields.

**System action:**

InfoPrint Manager stops processing the file at the point of the error. If there are other files in this print job, InfoPrint Manager resumes processing starting with the next file in the job; otherwise, InfoPrint Manager cancels the job.

**User response:**

If an application other than InfoPrint Manager produced the AFP data stream, contact the author of that application. Otherwise, use local problem-reporting procedures to report this message.

**0420-882**

ERROR: The Image Output Control (IOC) orientation X'\_\_\_\_' is not valid.

**Explanation:**

Valid orientation values for the Image Output Control (IOC) structured field are:

- X'0000 2D00' (0, 90 degrees)
- X'2D00 5A00' (90, 180 degrees)
- X'5A00 8700' (180, 270 degrees)
- X'8700 0000' (270, 0 degrees)

The IOC orientation value is not valid. See the 'MO:DCA Reference' for further information on this structured field.

**System action:**

InfoPrint Manager stops processing the file at the point of the error. If there are other files in this print job, InfoPrint Manager resumes processing starting with the next file in the job; otherwise, InfoPrint Manager cancels the job.

**User response:**

Use the accompanying messages to determine if the structured field causing the error is in the input file or in a resource referenced by the input file. The program or person who created the input file or resource most likely caused the error. Correct the error in the input file or resource and send the job again.

**0420-885**

InfoPrint Manager is establishing communications with \_\_\_\_.

**Explanation:**

InfoPrint Manager establishes communications with the actual destination specified in the message.

**System action:**

InfoPrint Manager writes this message to the error log.

**User response:**

This is an informational message; no response is required.

**0420-886**

The PCL Secondary UFST configuration directory was not found.

**Explanation:**

The initialization process failed during the configuration portion of the Universal Font Scaling Technology (UFST) application.

**System action:**

Verify if the directory exists. Reinstall the product if necessary.

**User response:**

Contact your support representative.

**0420-887**

The PCL Secondary process failed to initialize.

**Explanation:**

The initialization process failed during the configuration portion of the Universal Font Scaling Technology (UFST) application.

**System action:**

The process failed.

**User response:**

Contact your support representative.

**0421-001**

This DPF print job specifies a MICR font but the actual destination does not support MICR fonts.

**Explanation:**

InfoPrint Manager has detected that this DPF (Distributed Print Facility) job uses a MICR (Magnetic Ink Character Recognition) font. The actual destination either does not have MICR capability or the MICR processing unit is not active.

**System action:**

InfoPrint Manager stops processing the job when the error is detected and cancels the job.

**User response:**

Modify the print job so that it does not use MICR fonts, submit the print job to an actual destination which supports MICR fonts, or set the actual destination force-micr-font-print attribute to true (which will force the MICR font print on a non-MICR printer).

**0421-010**

The font inline sequence X'\_\_\_\_\_' received from the host PSF is not valid.

**0421-011**

The host receiver ended the SNA communication session with the host system because the "Inactivity limit" was exceeded.

**Explanation:**

The 'Inactivity limit' configured for the host receiver was exceeded. The communication session with the host system ended.

**System action:**

The communication session ends.

**User response:**

If you want your host receiver's communication session to end when no jobs are being received from the host system, no response is necessary. If you would like the communication session to stay active even when jobs are not being received, change the host receiver's 'Inactivity limit' to 9999.

**0421-012**

The Load Resource Equivalence command entry X'\_\_\_\_\_' received from the host PSF was not valid.

**0421-013**

The Request Resource List command entry X'\_\_\_\_\_' received from the host PSF was not valid.

**0421-014**

There is not enough memory available for the DPF host receiver to initialize.

**Explanation:**

The Distributed Print Function (DPF) host receiver cannot obtain enough memory to begin processing.

**System action:**

The host receiver stops processing and is disconnected.

**User response:**

Report this error to your service representative. There might be a software error in DPF.

**0421-015**

A system error was detected while attempting to resize the file \_\_\_\_\_. The operatingsystem return code is \_\_\_\_\_.

**Explanation:**

The Distributed Print Function (DPF) host receiver was not able to resize a file. The SetFilePointer or SetEndOfFile call failed.

**System action:**

The host receiver stops processing and is disconnected.

**User response:**

This error may be received if there is insufficient space available on the disk. Ensure that the disk has sufficient space available then restart the host receiver. If the error persists, report it to your service representative.

**0421-016**

A system error was detected while attempting to move the read/write pointer of the file \_\_\_\_\_. The operating system return code is \_\_\_\_\_.

**Explanation:**

The Distributed Print Function (DPF) host receiver was not able to move the read/write pointer of a file. The SetFilePointer call failed.

**System action:**

The host receiver stops processing and is disconnected.

**User response:**

Report this error to your service representative.

**0421-017**

A Load Resource Equivalence command entry X'\_\_\_\_\_' for a font index has been received, but the required font has not been activated, or is not in the DPF resource library.

**0421-018**

A resource table entry was not found for a request to delete a resource.

**0421-019**

A Load Equivalence command for page segment identifiers is not valid. The maximum number of page segment equivalences was exceeded. The number provided was \_\_\_\_\_.

**0421-020**

The host PSF requested that all previous resource-load requests be cleared. Some requests were discarded without processing.

**0421-021**

There are too many active IPDS resources.

**0421-022**

The DPF host receiver was not able to copy a file from \_\_\_\_\_ to \_\_\_\_\_. The operating system return code is \_\_\_\_\_.

**Explanation:**

The Distributed Print Function (DPF) host receiver was not able to copy a file. The CopyFile call failed.

**System action:**

The host receiver stops processing and is disconnected.

**User response:**

This error may be received if there is insufficient space available on the disk or the disk permissions do not allow the host receiver to read or write the files specified. Ensure that the disk has sufficient

space and the host receiver has permission to read and write the indicated files. Then restart the host receiver. If the error persists, report it to your service representative.

**0421-023**

The DPF host receiver deleted IPDS resources to make space available on drive \_\_\_\_.

**0421-024**

The acknowledgment reply generated by the DPF host receiver exceeds the maximum size. \_\_\_\_ is the number of bytes in the reply.

**Explanation:**

The Distributed Print Function (DPF) host receiver has built an IPDS acknowledgment that is longer than 256 bytes. Acknowledgments longer than 256 bytes can be generated for the Sense Type and Model (STM) command and for the Obtain Printer Characteristics (OPC) command. This message is issued when the acknowledgment was built for some command other than the STM or OPC.

**System action:**

The host receiver stops processing and is disconnected.

**User response:**

Report this error to your service representative. There might be a software error in the DPF host receiver.

**0421-025**

The DPF host receiver deleted fonts to make host-assigned IDs available.

**0421-026**

The Internet Protocol (IP) address \_\_\_\_ is not a valid dotted decimal address or host name address. InfoPrint Manager cannot connect to the actual destination.

**Explanation:**

You tried to submit a print job to a TCP/IP-connected actual destination. However, InfoPrint Manager could not find the address of this actual destination in the IP name server or the /etc/hosts file.

**System action:**

InfoPrint Manager ends this InfoPrint Manager instance.

**User response:**

On the pSeries where the print job was submitted, use the TCP/IP 'ping' command with the address to see whether the address is valid. If the address is valid, then there may be a problem with the TCP/IP network. If the address is not valid, the 'ping' command will not complete; ask your network administrator for the correct address. To change the default address for a TCP/IP-attached InfoPrint Manager destination, Select Show/Change Characteristics of a Printer, select Device Options, then choose a TCP/IP-attached destination from the list that displays. Change the Internet Address field on the TCP/IP-Attached Printer Device Options panel for that destination. You may also need to modify the address in the IP name server or the /etc/hosts file.

**0421-027**

The DPF host receiver attempted to assign a new receiver-assigned ID to a resource, but no ID was available.

**Explanation:**

There is no available receiver-assigned ID (RAID) for a resource. The Distributed Print Function (DPF) host receiver must assign a RAID to each resource that is sent from the host PSF.

**System action:**

While this message remains posted, the host receiver will periodically check to see if RAIDs have become free due to jobs being printed. If a RAID is freed, this message is cleared and processing continues, although this error will be encountered again quickly. Selecting RETRY also causes the host receiver to check to see if a RAID is free. If you select CANCEL, the host receiver stops processing and is disconnected. Then as jobs are printed, a large number of RAIDs can be freed.

**User response:**

Select CANCEL to stop the host receiver. Select EXIT from the spool pull-down of the DPF spool manager, to exit from DPF. Delete the DPF resources from the PSF/2 resource library. (These resources will be sent again from the host PSF if they are required by another print job). Then restart the spool manager.

**0421-028**

The DPF host receiver attempted to assign a new host-assigned ID to a font, but no ID was available.

**Explanation:**

There is no available host-assigned ID (HAID) for a font. The Distributed Print Function (DPF) host receiver must assign a HAID to each font that is sent from the host PSF.

**System action:**

While this message remains posted, the host receiver will periodically check to see if HAIDs have become free due to jobs being printed. If a HAID is freed, this message is cleared and processing continues. Selecting RETRY also causes the host receiver to check to see if a HAID is free. If you select CANCEL, the host receiver stops processing and is disconnected. Then as jobs are printed, a large number of HAIDs can be freed.

**User response:**

Select CANCEL to stop the host receiver. Select EXIT from the spool pull-down of the DPF spool manager, to exit from DPF. Delete the DPF resources from the PSF/2 resource library. (These resources will be sent again from the host PSF if they are required by another print job). Then restart the spool manager.

**0421-029**

The DPF host receiver attempted to assign a file name to a print job, but no file name was available.

**Explanation:**

There is no available file name to assign a print job. The Distributed Print Function (DPF) host receiver must assign a file name to each print job that is sent from the host PSF.

**System action:**

While this message remains posted, the host receiver will periodically check to see if file names have become free due to jobs being printed. If a file name is freed, this message is cleared and processing continues, although this error will be encountered again quickly. Selecting RETRY also causes the host receiver to check to see if a file name is free. If you select CANCEL, the host receiver stops processing and is disconnected. Then as jobs are printed, a large number of file names can be freed.

**User response:**

Select CANCEL to disconnect the host receiver from the host system. Then allow DPF to print jobs. As each job is printed, a file name will become available. After a large number (100 or greater) of jobs have been printed, restart the host receiver from the host PSF, using the appropriate command from your host system.

**0421-030**

The DPF host receiver deleted resources to make receiver-assigned IDs available.

**0421-031**

ERROR: The datastream transform '\_\_\_\_' found an error while processing the print job.

**Explanation:**

An error has been reported by a transform set up for this device. The requested transformation cannot be performed.

**System action:**

\*\*\*\*\* NOT USED IN PSF \*\*\*\*\* The print job is held in the print queue. Printing continues with the next job in the print queue. (THE NEXT JOB, OR THE NEXT FILE IN THE JOB?)

**User response:**

Consult the documentation for the named transform program. There may be an error log or other file generated by the transform which will aid in problem diagnosis. Correct the problem and submit the job again. NEED AIX EQUIVALENT FOR THE FOLLOWING: If the problem persists, delete the transform from the transform sequence in the PSF/AIX Printer Colon File. Select Change from the profile pull-down. Then select Transform Options to delete the transform sequence. Contact the author of the transform program for further assistance.

**0421-033**

A Load Font Equivalence command received from the host PSF contains a font inline sequence value X'\_\_\_\_' that is not valid.

**0421-034**

The length of the IPDS command with command code X'D6\_\_\_\_' is not valid.

**0421-035**

ERROR: The datastream transform '\_\_\_\_' has reported a conversion error.

**Explanation:**

The transform program was not able to successfully complete the transformation of the print file.



**System action:**

InfoPrint Manager stops processing the file at the point of the error. If there are other files in this print job, InfoPrint Manager resumes processing starting with the next file in the job; otherwise, InfoPrint Manager cancels the job.

**User response:**

Consult the documentation on the transform program to further diagnose the error. The transform may have produced an error log which will indicate the source of the problem. Correct the problem and submit the print job again. If the problem persists, try re-booting the system and submitting the job again. If the problem still persists, contact the author of the transform program.

**0421-036**

The Load Copy Control command, copy group entry X'\_\_\_\_', received from the host PSF was not valid. The command contains both simplex and duplex copy groups.

**0421-037**

The host PSF did not properly identify the beginning of a print job.

**0421-038**

An option specified for a datastream transform program was in error. The transform has used a default value for the option.

**Explanation:**

At least one of the options specified in the Add Transform panel contained an error, and the transformation program used a default value for the option. The output may not be as expected.

**System action:**

The transformed file will be printed.

**User response:**

Refer to the documentation for the datastream transformation program and correct the option in the Add Transform panel. The Add Transform panel can be reached through the PSF/AIX Printer Colon File Options pulldown under Setup Transforms.

**0421-040**

A font member name \_\_\_\_ does not match the font index member name \_\_\_\_.

**Explanation:**

The resource library member name assigned to a font does not match the member name assigned to a font index.

**System action:**

The host receiver stops processing and is disconnected.

**User response:**

Report this error to your service representative. There might be a software error in DPF.

**0421-041**

The datatype \_\_\_\_ associated with this print job is not supported by this instance of InfoPrint Manager.

**0421-042**

A system error was detected while attempting to open the file \_\_\_\_\_. The operating system return code is \_\_\_\_\_.

**Explanation:**

The Distributed Print Function (DPF) host receiver was not able to open a file. The CreateFile call failed.

**System action:**

The host receiver stops processing and is disconnected.

**User response:**

This error may be received if there is insufficient space available on the disk or the disk permissions do not allow the host receiver to read or write the files specified. Ensure that the disk has sufficient space and the host receiver has permission to read and write the indicated files. Then restart the host receiver. If the error persists, report it to your service representative.

**0421-043**

A system error was detected while attempting to read the file \_\_\_\_\_. The operating system return code is \_\_\_\_\_.

**Explanation:**

The Distributed Print Function (DPF) host receiver was not able to read a file. The ReadFile call failed.

**System action:**

The host receiver stops processing and is disconnected.

**User response:**

This error may be received if there the disk permissions do not allow the host receiver to read the file specified. Ensure that the host receiver has permission to read the indicated file. Then restart the host receiver. If the error persists, report it to your service representative.

**0421-044**

A system error was detected while attempting to write the file \_\_\_\_\_. The operating system return code is \_\_\_\_\_.

**Explanation:**

The Distributed Print Function (DPF) host receiver was not able to write to a file. The WriteFile call failed.

**System action:**

The host receiver stops processing and is disconnected.

**User response:**

This error may be received if there is insufficient space available on the disk or the disk permissions do not allow the host receiver to write the file specified. Ensure that the disk has sufficient space and the host receiver has permission to write the indicated file. Then restart the host receiver. If the error persists, report it to your service representative.

### 0421-045

A system error was detected while attempting to close the file \_\_\_\_\_. The operating system return code is \_\_\_\_\_.

#### Explanation:

The Distributed Print Function (DPF) host receiver was not able to close a file. The CloseHandle call failed.

#### System action:

The host receiver stops processing and is disconnected.

#### User response:

Report this error to your service representative. There might be a software error in DPF.

### 0421-046

A system error was detected while attempting to delete the file \_\_\_\_\_. The operating system return code is \_\_\_\_\_.

### 0421-047

A system error was detected while attempting to find the file \_\_\_\_\_. The operating system return code is \_\_\_\_\_.

### 0421-049

ERROR: A communications error occurred with the actual destination at address \_\_\_\_\_.

#### Explanation:

InfoPrint Manager can no longer communicate with the TCP/IP-attached destination. This could be a problem with the network hardware, the network software, the actual destination, or the actual destination's TCP/IP attachment.

#### System action:

InfoPrint Manager ends this InfoPrint Manager instance.

#### User response:

Check that this actual destination is powered on and that the actual destination's TCP/IP attachment is physically connected and enabled. Make sure that the Internet address and port number on the SMIT panel or GUI are correct. To test whether the actual destination will still accept a connection request, use the **telnet** command specifying both the IP address in the message and the printer IPDS port number (such as 5001 or 9100). The device must accept this **telnet** command in order for InfoPrint Manager to communicate with it through the IPDS protocol. For example, a successful connection looks like this:

```
telnet 9.17.82.238 5001
Trying...
```

```
Connected to 9.17.82.238
Escape character is '^_']'
```

**Note**

To end the telnet session, type `exit` at the prompt.

When the device rejects the connection request, it looks like this:

```
telnet 9.17.82.238 5001
Trying...
telnet:connect: A remote host refused an attempted
connection operation.
```

When a device refuses the connection, a problem exists with the physical device that requires the attention of your service representative or the OEM printer hardware support.

Due to the transient nature of network problems, using the **telnet** command as shown in these examples may not be able to determine the cause of this message. This message may be caused by a short-lived network device or printer hardware error that has been corrected by the time the **telnet** command is run.

It may become necessary to obtain a Network Trace along with concurrent software and hardware traces to identify where and why communications were interrupted. This means recreating the problem with tracing active. If appropriate, consult with your site network administrator to diagnose network problems.

### 0421-050

ERROR: The actual destination reported that an Activate Resource parameter value is not valid or is not supported.

#### Explanation:

InfoPrint Manager converted your print file to an IPDS datastream. However, InfoPrint Manager sent an IPDS Activate Resource value that is not valid or is not supported by the actual destination. The print file may be damaged. This error can occur if there are out of range values in a font.

#### System action:

InfoPrint Manager stops processing the file at the point of the error. If there are other files in this print job, InfoPrint Manager resumes processing starting with the next file in the job; otherwise, InfoPrint Manager cancels the job.

#### User response:

Send the print job again. If the error still occurs, use local problem-reporting procedures to report this message.

### 0421-065

ERROR: The actual destination reported that the Load Font Equivalence command Host-Assigned ID was already assigned.

#### Explanation:

InfoPrint Manager converted your print file to an IPDS datastream. InfoPrint Manager sent an IPDS Host-Assigned ID for a new font to the actual destination, but the actual destination reported that the ID had already been assigned to another font that was still active in the actual destination. The print file may be damaged.

**System action:**

InfoPrint Manager stops processing the file at the point of the error. If there are other files in this print job, InfoPrint Manager resumes processing starting with the next file in the job; otherwise, InfoPrint Manager cancels the job.

**User response:**

Send the print job again. If the error still occurs, use local problem-reporting procedures to report this message.

**0421-066**

The DPF host receiver was not able to move the file \_\_\_\_ to \_\_\_\_\_. The operating system return code is \_\_\_\_\_.

**Explanation:**

The Distributed Print Function (DPF) host receiver was not able to move a file. The CopyFile call failed.

**System action:**

The host receiver stops processing and is disconnected.

**User response:**

This error may be received if there is insufficient space available on the disk or the disk permissions do not allow the host receiver to read or write the files specified. Ensure that the disk has sufficient space and the host receiver has permission to read and write the indicated files. Then restart the host receiver. If the error persists, report it to your service representative.

**0421-071**

The DPF host receiver was not able to completely write the file \_\_\_\_ because there is not enough disk space on drive \_\_\_\_\_.

**Explanation:**

The operating system reported that a disk is full.

**System action:**

If RETRY is selected, the host receiver attempts to write the file to the disk and continue processing. If CANCEL is selected, the host receiver stops processing and is disconnected.

**User response:**

Delete files to clear space on the disk. Then select RETRY to allow the host receiver to continue processing. Or if you wish to stop the host receiver, select CANCEL.

**0421-072**

The available resource IDs for this DPF job have been exceeded.

**Explanation:**

InfoPrint Manager cannot assign a printer resource ID to an IPDS resource required for this DPF (Distributed Print Facility) job. At least one page requires more than the maximum number of fonts, page segments, or overlays.

**System action:**

InfoPrint Manager stops processing the job when the error is detected and cancels the job.

**User response:**

Reduce the resource requirements for the page in error and then resubmit the job.

**0421-075**

The file \_\_\_\_\_ is missing or damaged. This file is required for DPF operation. The operating system return code is \_\_\_\_\_.

**Explanation:**

The Distributed Print Function (DPF) host receiver was not able to access a file. The CreateFile call failed.

**System action:**

The host receiver stops processing and is disconnected.

**User response:**

Delete the host receiver. Create a new host receiver with the same configuration parameters as the original host receiver. If the error persists, report it to your service representative.

**0421-078**

The host receiver \_\_\_\_\_ has paused.

**0421-112**

A syntax error was detected in a DPF IPDS file at offset \_\_\_\_\_.

**Explanation:**

A syntax error was detected in an IPDS input file at the indicated offset.

**System action:**

InfoPrint Manager stops processing the (DPF) Distributed Print Facility job when the error is detected and cancels the job.

**User response:**

Report the problem to your local system administrator who may need to contact your service representative.

**0421-117**

The destination detected an error in the IPDS resource \_\_\_\_\_. This resource was sent from a host PSF to DPF.

**Explanation:**

The destination detected an error in an IPDS resource. This resource was sent from a host PSF to Distributed Print Function (DPF). The message page includes other error messages identifying the error.

**System action:**

InfoPrint Manager stops processing the (DPF) Distributed Print Facility job when the error is detected and cancels the job.

**User response:**

Report the problem to your local system administrator who may need to contact your service representative.

**0421-118**

The DPF file \_\_\_\_ is not valid.

**Explanation:**

A Distributed Print Function (DPF) system file is not valid. The file may have been damaged, truncated, or built incorrectly by the DPF Host Receiver.

**System action:**

InfoPrint Manager stops processing the (DPF) Distributed Print Facility job when the error is detected and cancels the job.

**User response:**

Resubmit the job from the host PSF system to InfoPrint Manager. If the error still occurs, report the problem to your local system administrator who might need to contact your service representative.

**0421-120**

The host receiver is stopping due to an unrecoverable IPDS processing error.

**0421-122**

Due to a previous error, the DPF host receiver cannot obtain the printer characteristics.

**Explanation:**

Because of a previously reported error, the Distributed Print Function (DPF) host receiver did not communicate with the printer to obtain the printer characteristics.

**System action:**

The host receiver stops processing and is disconnected.

**User response:**

This message should be preceded by other messages, issued to the screen or to the error log. Check the response to those messages for help in correcting the problem.

**0421-123**

The DPF host receiver detected a configuration area access error. The host receiver return code is \_\_\_\_.

**Explanation:**

The Distributed Print Function (DPF) host receiver detected a configuration area access error. The RequestSemaphore call failed.

**System action:**

The host receiver stops processing and is disconnected.

**User response:**

Restart the host receiver. If the error persists, report it to your service representative.

**0421-124**

Printer backup information was recovered.

**Explanation:**

The Distributed Print Function (DPF) host receiver failed to obtain the printer characteristics. The host receiver was able to locate a copy of the printer characteristics saved from a previous session.

**System action:**

The host receiver stops processing and is disconnected.

**User response:**

If you wish for the host receiver to return a copy of the printer characteristics to the host PSF, then deselect `OBTAIN PRINTER INFORMATION` from the Receiver configuration in the InfoPrint Manager Management console. Then restart the host receiver and the host PSF.

**0421-125**

The host receiver could not locate printer backup information.

**Explanation:**

The Distributed Print Function (DPF) host receiver could not communicate with the printer and could not locate a copy of printer characteristics saved from a previous session.

**System action:**

The host receiver stops processing and is disconnected.

**User response:**

InfoPrint Manager should have reported an error that prevented communication with the printer. Respond to any previous error messages and correct any problems with the printer attachment. Then restart the host receiver.

**0421-130**

DPF could not obtain the printer characteristics.

**Explanation:**

The Distributed Print Function (DPF) host receiver could not communicate with the printer to obtain the printer characteristics.

**System action:**

The host receiver stops processing and is disconnected.

**User response:**

InfoPrint Manager should have reported an error that prevented communication with the printer. Respond to any other error messages and correct any problems with the printer attachment. Then restart the host receiver.



**0421-131**

The reported error occurred within a resource, \_\_\_\_\_, which was downloaded from the host. This resource is a private resource, and will have a different name on the host.

**0421-149**

ERROR: The datastream transform '\_\_\_\_\_' has reported an error.

**Explanation:**

The named transformation program has encountered an error and has requested that the operator be notified.

**System action:**

\*\*\*\*\* NOT USED IN PSF \*\*\*\*\* The print job is held in the print queue. Printing continues with the next job in the print queue. (THE NEXT JOB, OR THE NEXT FILE IN THE JOB?)

**User response:**

Consult the documentation on the transformation program. The program may have generated an error log or other file which will aid in problem diagnosis. Correct the problem and submit the print job again. NEED AIX EQUIVALENT FOR THE FOLLOWING: If the problem persists, delete the transform from the transform sequence in the PSF/AIX Printer Colon File. Select Change from the profile pull-down. Then select Transform Options to delete the transform sequence. Contact the author of the transform program for further assistance.

**0421-150**

ERROR: The datastream transform '\_\_\_\_\_' has run out of disk space and could not complete the transformation of the print file.

**Explanation:**

The named transform could not complete transforming this print file because it ran out of disk space.

**System action:**

\*\*\*\*\* NOT USED IN PSF \*\*\*\*\* The print job is held in the print queue. Printing continues with the next job in the print queue. (THE NEXT JOB, OR THE NEXT FILE IN THE JOB?)

**User response:**

Clear some disk space and submit the job again. If the problem persists, increase the total disk space available to the system and submit the job again.

**0421-151**

ERROR: The datastream transform '\_\_\_\_\_' has run out of memory and could not complete the transformation of the print file.

**Explanation:**

The named transform program ran out of memory before it could complete the transformation of the print file.

**System action:**

\*\*\*\*\* NOT USED IN PSF \*\*\*\*\* The print job is held in the print queue. Printing continues with the next job in the print queue. (THE NEXT JOB, OR THE NEXT FILE IN THE JOB?)

**User response:**

Take one or more of the following actions:

- Allow more space on disk for your OS/2 SWAPPER.DAT file
- Stop some of the other programs you are running
- Increase the total amount of memory available to the system

Then submit the job again.

**0421-152**

ERROR: The transform program \_\_\_\_ has reported an error put in the file \_\_\_\_.

**Explanation:**

The named transform program encountered an error while attempting to read the named input file.

**System action:**

\*\*\*\*\* NOT USED IN PSF \*\*\*\*\* The print job is held in the print queue. Printing continues with the next job in the print queue. (THE NEXT JOB, OR THE NEXT FILE IN THE JOB?)

**User response:**

Ensure that the Spool file was not erased accidentally. Submit the job again. If the problem persists, consult the documentation for the transform program. NEED AIX EQUIVALENT FOR THE FOLLOWING: If the problem persists, delete the transform from the transform sequence in the PSF/AIX Printer Colon File. Select Change from the profile pull-down. Then select Transform Options to delete the transform sequence. Contact the author of the transform program for further assistance.

**0421-153**

ERROR: The transform program '\_\_\_\_' has reported an error with the output file '\_\_\_\_'.

**Explanation:**

The named transform program encountered an error while attempting to write to the named output file.

**System action:**

\*\*\*\*\* NOT USED IN PSF \*\*\*\*\* The print job is held in the print queue. Printing continues with the next job in the print queue. (THE NEXT JOB, OR THE NEXT FILE IN THE JOB?)

**User response:**

Ensure that there is adequate disk space for the output of the transformation. Submit the job again. If the problem persists, consult the documentation for the transform program. NEED AIX EQUIVALENT FOR THE FOLLOWING: If the problem persists, delete the transform from the transform sequence in the PSF/AIX Printer Colon File. Select Change from the profile pull-down. Then select Transform Options to delete the transform sequence. Contact the author of the transform program for further assistance.

**0421-184**

ERROR: An error occurred within the font resource, \_\_\_\_\_, which was downloaded from the host. This resource consists of host character set \_\_\_\_\_, and host code page \_\_\_\_\_.

**Explanation:**

This message follows other messages that describe an error in an IPDS font. The font was sent from a host PSF to the Distributed Print Function (DPF). The message inserts provide the name of the host code page and host font character set used to build the IPDS font.

**System action:**

This message is informational only.

**User response:**

The message page should describe the error in the font. The font in error must be fixed on the host system. Correct the error and submit the job again to the host PSF.

**0421-185**

ERROR: The reported error occurred within a resource, \_\_\_\_\_, which was downloaded from the host. This resource contains host resource \_\_\_\_\_.

**Explanation:**

This message follows other messages that describe an error in an IPDS page segment or overlay sent from a host PSF to the Distributed Print Function (DPF). The name of the host page segment or overlay is provided.

**System action:**

This message is informational only.

**User response:**

The message page should describe the error in the page segment or overlay. The resource in error must be fixed on the host system. Correct the error and submit the job again to the host PSF.

**0421-190**

The host receiver is stopping due to an unrecoverable resource library error. The host receiver return code is \_\_\_\_\_.

**0421-192**

The host receiver has requested printer characteristics.

**0421-194**

The Save Resources check box setting was changed.

**0421-195**

The double-byte font section number X'\_\_\_\_\_' in the DPF file \_\_\_\_\_ is not valid. This section number appears at file offset \_\_\_\_\_ within the list of resources to be loaded for page \_\_\_\_\_.

**Explanation:**

The printer detected an error in an IPDS resource. This resource was sent from a host PSF to the Distributed Print Function (DPF). The message page includes other error messages identifying the error.

**System action:**

InfoPrint Manager stops processing the (DPF) Distributed Print Facility job when the error is detected and cancels the job.

**User response:**

The message page should describe another error that prevented the resource from being loaded. The resource in error must be fixed on the host system. Correct the error and submit the job again on the host PSF system.

**0421-210**

ERROR: The transform exit ' \_\_\_\_ ' failed while processing this job.

**Explanation:**

The named transform exit failed while attempting to process this print job.

**System action:**

The job is held on the print queue. Printing continues with the next job in the queue.

**User response:**

Submit the print job again. If the error persists, there may be a logic error in the transform exit. Contact the author of the transform exit for further assistance.

**0421-211**

The job requires bin \_\_\_\_\_. This bin either does not exist or is disabled in the actual destination.

**Explanation:**

The job was sent from a host system to Distributed Print Facility (DPF). At the time the job was sent, the bin was available for the printer associated with the DPF target actual destination. However, prior to printing the job, either a different printer was associated with this actual destination or the indicated bin was disabled at the target actual destination.

**System action:**

InfoPrint Manager stops processing the (DPF) Distributed Print Facility job when the error is detected and cancels the job.

**User response:**

In order to print the job you must do one of the following:

- Send the job again from the host PSF when the printer is configured correctly.
- Move the job to a printer for which the bin is available.
- Enable the disabled bin and resubmit the job.

**0421-212**

The job requires duplexing. Duplexing is not supported by the printer, is not supported for bin \_\_\_\_\_, or is disabled.

**Explanation:**

The job has been sent from a host PSF system. At the time the job was sent, duplexing was enabled for the printer associated with the DPF target actual destination and supported for the bin. However, prior to printing the job, either a different printer was associated with the DPF spool or duplexing was disabled.

**System action:**

InfoPrint Manager stops processing the (DPF) Distributed Print Facility job when the error is detected and cancels the job.

**User response:**

In order to print the job you must do one of the following:

- Send the job again from the host PSF when the printer is configured correctly.
- Move the job to a printer for which duplexing with the required bin is available.
- Enable duplexing at the printer and resubmit the job.

**0423-001**

ERROR: The information provided by the printer exceeds the PSF buffer. This information was truncated to fit the buffer.

**Explanation:**

This message is informational only.

**System action:**

This message is informational only.

**User response:**

This is an informational message; no response is required.

**0423-002**

ERROR: The path specified with the command \_\_\_\_\_ cannot include spaces.

**Explanation:**

Any search path associated with a command must be a string that has no spaces in it. This includes leading spaces before the path.

**System action:**

InfoPrint Manager cannot run the command.

**User response:**

Enter the command again, and supply a valid search path that does not contain spaces.

**0423-003**

psfctl is not a supported InfoPrint Manager command. Refer to the Using InfoPrint Manager for Production Printing or the InfoPrint Manager Reference Guide to determine the appropriate action.

**0423-004**

psfctl: This program must be run by the root system user or a user authorized by the InfoPrint Manager administrator.

**Explanation:**

You do not have the correct permissions to issue the **psfctl** command. Permission to issue the **psfctl** is available to users with root authority and to users defined in the AIX access control lists for the command. The InfoPrint Manager administrator determines the contents of the access control lists for each InfoPrint Manager actual destination. A separate access control list can be used for each flag on the **psfctl** command. For more information, see the InfoPrint Manager publications.

**System action:**

The **psfctl** program ends.

**User response:**

Login as the root system user (or other authorized user) or use the AIX **su** command to switch to an authorized user (which includes root) and repeat the command.

**0423-005**

The printer does not support triplet extender.

**Explanation:**

InfoPrint displays this message when the printer does not support a triplet extender.

A triplet extender is specified on the IOB or PPO structured field to extend FQN X'BE' triplet.

**System action:**

InfoPrint stops processing the file when the error occurs. InfoPrint cancels the print job.

**User response:**

Remove the SVG object container with all the secondary resources and resubmit the job. Otherwise, resubmit this print request to a printer that supports an SVG object container and triplet extender.

**0423-006**

The printer does not support the Object Container Presentation Space.

**Explanation:**

The Object Container Presentation Space Size triplet was specified for the SVG object in an IOB, CDD, or PPO structured field. The printer does not support the Object Container Presentation Space Size (X'9C') triplet for the SVG object.

**System action:**

InfoPrint stops processing the file when the error occurs. InfoPrint cancels the print job.

**User response:**

Remove the SVG object and resubmit the job. Otherwise, resubmit the print request to a printer that supports an SVG object container and a triplet extender.

**0423-092**

ERROR: The keyword in \_\_\_\_ is not valid. Valid keywords are: ACCOUNT, ADDRESS1, ADDRESS2, ADDRESS3, ADDRESS4, BIN, BUILDING, CODEPAGE, CDP, COPIES, DATAACK, DATATYPE, DEPARTMENT, DISTRIBUTION, DOCNAME, DUPLEX, FONTFIDELITY, FONTRESOLUTION, FORMDEF, HEADER, JOBNAME, MSGCOUNT, NAME, NODEID, OUTBIN, OVERLAY, PASSTHRU, PROGRAMMER, RESPATH, RESUME, ROOM, SEPARATOR, SETUPFILE, SRCHFONTLIB, SFO, SRCHOVLYLLIB, SOV, SRCHPSEGLIB, SPS, SRCHSETUPFILE, SSF, TITLE, TRAILER, USERID, WRITER, XOFFSET, AND YOFFSET

**Explanation:**

The command entered uses a keyword=value pair (for example, bin=2). The keyword is not valid.

**System action:**

InfoPrint Manager cannot run the command.

**User response:**

Change the keyword that caused the error to one of the keywords specified in the message.

**0423-093**

ERROR: The value in \_\_\_\_ is too long. This value cannot exceed \_\_\_\_ characters.

**Explanation:**

The command entered uses a keyword=value pair (for example, bin=2). The value is too long. If the keyword is for a resource, such as a form definition, a path might have been specified with the form definition name causing the value to exceed the maximum length.

**System action:**

InfoPrint Manager cannot run the command.

**User response:**

Supply a keyword value of valid length.

**0423-094**

ERROR: The value in \_\_\_\_ is not valid. Valid values are: \_\_\_\_

**Explanation:**

The command entered uses a keyword=value pair (for example, datatype=ascii). The value is not correct.

**System action:**

InfoPrint Manager cannot run the command.

**User response:**

Supply a keyword value of valid length.

**0423-095**

ERROR: The value in \_\_\_\_ must be in the range \_\_\_\_ to \_\_\_\_.

**Explanation:**

The command entered uses a keyword=value pair, for example, copies=2, or a flag and value pair such as -N 5. A value outside of the valid range was entered with the command. Values must be in the range specified in the message.

**System action:**

InfoPrint Manager cannot run the command.

**User response:**

Supply a keyword or flag value within the specified range.

**0423-096**

ERROR: The parameter \_\_\_\_ must be of the form keyword=value.

**Explanation:**

A value containing a blank was entered for the keyword=value pair.

**System action:**

InfoPrint Manager cannot run the command.

**User response:**

Use the correct format for the keyword and value pair.

**0423-097**

ERROR: No file was specified with the print command.

**Explanation:**

A print request was made with no file specified for the print job.

**System action:**

InfoPrint Manager cannot run the command.

**User response:**

Enter the print request again and supply a file name.

**0423-098**

ERROR: An actual destination must be specified.

**Explanation:**

No actual destination was specified with the print command for the print job.

**System action:**

InfoPrint Manager cannot run the command.

**User response:**

Enter the print request again and supply an actual destination file name.



**0423-099**

ERROR: InfoPrint Manager cannot continue. \_\_\_\_ does not have an effective user id of root.

**Explanation:**

When InfoPrint Manager was installed, the InfoPrint Manager `ainbe` backend file had a user ID of root. Someone has copied or moved this file so that the user ID is no longer root.

**System action:**

InfoPrint Manager ends this InfoPrint Manager instance.

**User response:**

Use the AIX **chown** and **chmod** commands to change the `ainbe` file's ownership back to root.

**0423-100**

ERROR: File \_\_\_\_ does not exist or does not have the permission levels set so that the file can be read.

**Explanation:**

You submitted a job to print a file, and one of the following has caused an error: The file specified does not exist. If AIX, you do not have read permission for the file. A valid AIX flag was entered with the print command; InfoPrint Manager does not recognize the AIX flag and has interpreted the flag as the file name.

**System action:**

InfoPrint Manager cannot run the command.

**User response:**

Check that the file exists. If AIX, ensure you have permission to read the file. To read the file, you must have x (execute) permission and r (read) permission for the file itself. See 'Using InfoPrint Manager for Production Printing' for a list of the AIX print command flags that are not recognized by InfoPrint Manager.

**0423-101**

ERROR: \_\_\_\_ must be specified as an absolute path.

**Explanation:**

You tried to run the InfoPrint Manager backend program, `ainbe`, as a separate command. However, you specified the `ainbe` name incorrectly.

**System action:**

The InfoPrint Manager backend cannot run.

**User response:**

Running the backend as a separate program is not recommended and not documented. However, if you intend to do this, specify the full, absolute pathname of the backend program. To see what this pathname is, try the command: **which ainbe**

**0423-104**

ERROR: InfoPrint Manager cannot access the actual destination configuration file \_\_\_\_ (return code=\_\_\_\_).

**Explanation:**

For each InfoPrint Manager actual destination, InfoPrint Manager expects to find an actual destination profile in the path `/var/psf/printername` (for example, `/var/psf/3825491/3825491.profile`). Either the actual destination profile does not exist in that path, or InfoPrint Manager does not have permission to read it. The return code in the message is defined in the AIX `/usr/sys/include/errno.h` file.

**System action:**

InfoPrint Manager ends this InfoPrint Manager instance.

**User response:**

Check that the actual destination profile exists with 'read' permission in the proper directory. If the error cannot be corrected or the error occurs again, use local problem-reporting procedures to report this message. When reporting this message, include the return code it contains.

**0423-106**

ERROR: InfoPrint Manager cannot access the actual destination profile in directory \_\_\_\_ (return code=\_\_\_\_).

**Explanation:**

InfoPrint Manager used the AIX **chdir** command to access the actual destination profile, but could not change to the directory where the actual destination profile resides (for example, `/var/psf/3831`). Someone might have moved or deleted this directory, or you may not have read permission for the directory. The return code in the message is defined in the AIX `/usr/sys/include/errno.h` file.

**System action:**

InfoPrint Manager cannot start this InfoPrint Manager instance.

**User response:**

Check that the directory exists, and that the owner, group, and others have permission to read it.

**0423-107**

ERROR: The PPDS/PCL output command \_\_\_\_ was not successful.

**Explanation:**

The InfoPrint Manager SMIT Add a Printer panels for PPDS and PCL actual destinations contain a Command to Execute for actual destination output entry field. This field specifies the command that InfoPrint Manager runs when directing output to a PPDS or PCL actual destination. InfoPrint Manager cannot run the command contained in this field, either because the command does not exist or because it is not specified correctly.

**System action:**

InfoPrint Manager cannot run the output command.

**User response:**

Use the InfoPrint Manager SMIT panels to correct the entry in the Command to Execute for actual destination output entry field.

**0423-108**

ERROR: InfoPrint Manager could not find the actual destination environment file \_\_\_\_ or the system environment file `/etc/environment` (return code=\_\_\_\_).

**Explanation:**

InfoPrint Manager needs information from the InfoPrint Manager actual destination environment file or from the `/etc/environment` file. One or both of these files are missing. If the environment files are remotely mounted, they may not have the permission levels required for InfoPrint Manager to access the information. The return code in the message is defined in the AIX `/usr/sys/include/errno.h` file.

**System action:**

InfoPrint Manager ends this InfoPrint Manager instance.

**User response:**

Check that the environment file exists as either `/etc/environment` or `/var/psf/printername/environment` (for example, `/var/psf/3831/environment`), and that InfoPrint Manager has read access to the file. If necessary, restore your `/etc/environment` file from a backup copy. If the error cannot be corrected or the error occurs again, use local problem-reporting procedures to report this message and the return code it contains.

**0423-110**

ERROR: InfoPrint Manager is unable to execute process \_\_\_\_\_. Return code=\_\_\_\_\_.

**Explanation:**

InfoPrint Manager attempted to start another process but was unable to locate the executable file specified in the message. The return code in the message is defined in the AIX `/usr/include/sys/errno.h` file.

**System action:**

InfoPrint Manager does not complete the operation.

**User response:**

Check that all InfoPrint Manager files are in the correct directories and have the correct permission levels. If the problem cannot be corrected, use local problem-reporting procedures to report this message and the program name and return code it contains.

**0423-111**

ERROR: Unable to fork a child process from \_\_\_\_\_. Return code=\_\_\_\_\_.

**Explanation:**

The executable program specified in the message attempted to create and start a child process, but could not complete the fork. The return code in the message is defined in the AIX `/usr/sys/include/errno.h` file.

**System action:**

InfoPrint Manager does not complete the operation.

**User response:**

The number of processes that can be run are controlled by values in the `/etc/security/limits` file. Contact the person who administers your system for assistance.

**0423-113**

ERROR: An error occurred on a \_\_\_\_ operation with ending status \_\_\_\_.

**Explanation:**

This message provides additional information about a previously reported device error.

**System action:**

See the system actions for other error messages in this message group.

**User response:**

See the responses for other error messages in this message group.

**0423-116**

ERROR: The InfoPrint Manager internal converter program \_\_\_\_ might have an error (return code=\_\_\_\_).

**Explanation:**

To process your request, InfoPrint Manager tried to use an internal converter program. However, the converter program might have an error.

**System action:**

InfoPrint Manager ends this InfoPrint Manager instance.

**User response:**

Try your request again. If the problem cannot be corrected, use local problem-reporting procedures to report this message and the return code it contains.

**0423-117**

ERROR: The InfoPrint Manager transform program \_\_\_\_ received an unexpected return code (return code=\_\_\_\_).

**Explanation:**

The InfoPrint Manager transform program specified in the message encountered an unexpected error while processing the file. Other error messages in this message group provide further explanation of the error condition.

**System action:**

InfoPrint Manager does not complete the requested transform operation. If more than one file was submitted with the transform command, InfoPrint Manager will continue processing with the next file.

**User response:**

See the responses for other error messages in this message group.

### 0423-197

ERROR: psfctl: Destination \_\_\_\_\_ is not defined in directory \_\_\_\_\_

#### Explanation:

The **psfctl** program must be able to change to the directory that contains the actual destination profile. By default, the file system used for the actual destination profile is `/var/psf/printername` where *printername* is the name of the actual destination that was specified when the actual destination was configured through the InfoPrint Manager SMIT configuration panels. InfoPrint Manager generates this message if the actual destination name specified in the message does not exist. The actual destination name might not be spelled correctly.

#### System action:

The **psfctl** program ends.

#### User response:

Check that you are using the actual destination name that was specified when the actual destination was configured for use by InfoPrint Manager, not the AIX queue name, and that you have typed the actual destination name correctly.

### 0423-208

ERROR: db2afp: "\_\_\_\_\_" is not a valid language with the -l flag.

#### Explanation:

The **-l** flag of the **db2afp** transform accepts files from three languages: Japanese, Chinese, and Korean. You used the **-l** flag with a language that **db2afp** does not accept.

#### System action:

The command does not complete.

#### User response:

Use one of the following with **db2afp -l**: **ja** (for Japanese), **ch** (for Chinese), or **ko** (for Korean).

### 0423-210

ERROR: db2afp: The Korean language requires the -e flag.

#### Explanation:

For Korean, the **db2afp** transform only supports Extended UNIX Character (EUC) files. Therefore, whenever you transform Korean-language files, you must use the **db2afp -e** flag.

#### System action:

The command does not complete.

#### User response:

Use **db2afp -l ko -e**.

**0423-211**

ERROR: db2afp: cannot open fontmap file \_\_\_\_.

**Explanation:**

The **db2afp** transform cannot get to the fontmap file `/usr/lpp/psf/db2afp/afpdfont.rc`.

**System action:**

The command does not complete.

**User response:**

Make sure that `/usr/lpp/psf/db2afp/afpdfont.rc` exists, and that you have permission to read it. If the permissions are not correct or if the file does not exist, notify your system administrator.

**0423-212**

ERROR: db2afp: Cannot open converter file \_\_\_\_.

**Explanation:**

The **db2afp** transform cannot open the AIX code page converter file specified in the message. The file does not exist, or does not have the correct permissions.

**System action:**

The command does not complete.

**User response:**

Make sure that the converter file `/usr/lib/nls/loc/iconv/ filename` exists, and that you have permission to read it. If the permissions are wrong or the converter file is not installed, notify your system administrator. If the converter is installed and accessible, make sure that your **LOCPATH** environment variable contains `/usr/lib/nls/loc`. To do this, type `echo !L!OCPATH` at a command line. If **LOCPATH** does not contain `/usr/lib/nls/loc`, type `LOCPATH=!L!OCPATH:/usr/lib/nls/loc` at a command line to change **LOCPATH** for your current login session. To change **LOCPATH** permanently, put the `LOCPATH=` statement into your `.kshrc` file (for Korn shell users) or `.profile` file (for C shell and Bourne shell users), or contact your system administrator to change it for the entire system.

**0423-213**

ERROR: db2afp: Byte number \_\_\_\_ is not a valid EUC character.

**Explanation:**

The **db2afp** transform detected an incorrect Extended UNIX Character (EUC) in the file you are trying to print or transform. The incorrect character starts at byte number in the file. The file may be damaged.

**System action:**

The command does not complete.

**User response:**

If you can identify the number of bytes from the beginning of the file, then you can find the exact character that is incorrect. Remove this character from the input. Otherwise, recreate the file, and try

to print or transform it again. If you still get this message, the program that created the file may have an error.

### 0423-214

ERROR: db2afp: The db2afp transform cannot complete because of insufficient resources or a missing input file. Check your filesystem space and system limits.

#### Explanation:

The **db2afp** transform experienced an internal error. Possible causes include:

- No more files can be opened.
- There is not enough space in the filesystem you're submitting the job from, in /tmp, or in /var/psf/tmp.
- The pSeries is out of memory.

#### System action:

The transform either produces no output, or produces incorrect output.

#### User response:

Ask your system administrator to verify that there are sufficient inodes and disk space on the filesystem (**df** command), and that no system limits (as defined in /etc/security/limits) have been exceeded. If the error cannot be corrected or the error occurs again, use local problem-reporting procedures to report this message.

### 0423-215

ERROR: db2afp: The db2afp transform could not use a temporary file. Make /tmp or /var/psf/tmp larger, or split your input file into two pieces.

#### Explanation:

The **db2afp** transform needs to use a temporary file in /tmp or in /var/psf/tmp. However, db2afp could not open, write, or close the temporary file. Your input file is probably too big for **db2afp** to process, given the current size of the /tmp or /var/psf/tmp filesystem.

#### System action:

The transform either produces no output, or produces incorrect output.

#### User response:

Ask your system administrator if there is adequate temporary file space in /tmp or in /var/psf/tmp. If there is not adequate space, ask your system administrator to increase the size of the filesystem. Otherwise, divide your file into two or more pieces, and transform or print them separately.

### 0423-216

ERROR: db2afp: Cannot open the input file. Check that it exists with read permission.

#### Explanation:

The **db2afp** transform could not open the input file specified on the command line. The file does not exist, or you don't have permission to read it.

**System action:**

The command does not complete.

**User response:**

Verify that the input file exists, and that you have permission to read the file. If the file exists with the correct permissions, the AIX system resources may be insufficient; contact your system administrator.

**0423-217**

ERROR: db2afp: Cannot access the output file. Make sure you have permission to write to the output file's directory; also check the filesystem space.

**Explanation:**

The **db2afp** transform could not open the output file, or could not write to the output file. You may not have permission to write to the file or the file's directory, or there may not be enough space in the file's filesystem.

**System action:**

The transform either produces no output, or produces incorrect output.

**User response:**

Make sure that you have permission to write to the output file and the directory that contains the output file. If the permissions appear correct, ask your system administrator to verify there is enough space in the filesystem (using the **df** command).

**0423-218**

ERROR: db2afp: You must use the **-l** flag with the **-e** flag.

**Explanation:**

You tried to print or transform an EUC (Extended UNIX Code) file, and you used the **db2afp -e** flag to specify that your input file is an EUC file. However, the **db2afp -l** flag, which specifies the language of the input file, is missing from the command line.

**System action:**

InfoPrint Manager does not complete the requested transform operation.

**User response:**

Specify a language by doing one of the following:

- At the command line, specify the **db2afp** flag **-l japanese**, **-l chinese**, or **-l korean**. (If the input file is Japanese EUC, Chinese EUC, or Korean EUC, you must also specify the **-e** flag.)
- Set the **PSFDBLANG** environment variable to **j** (for Japanese code page 932), **je** (for Japanese EUC), **c** (for Chinese code page 932), **ce** (for Chinese EUC), or **ke** (for Korean EUC). Don't use the **db2afp -l** or **-e** flags.

**0423-219**

ERROR: db2afp: Use the **-l** (and **-e** for EUC) flag, or set the **PSFDBLANG** environment variable.

**Explanation:**



You tried to print or transform a double-byte ASCII file or an EUC file. However, the **PSFDBLANG** environment variable was not set, and the **db2afp -l** flag (to indicate the language of the input file) and **-e** flag (to indicate whether the input file is EUC data) are missing from the command line.

#### System action:

InfoPrint Manager does not complete the requested transform operation.

#### User response:

Specify a language by doing one of the following:

- At the command line, specify the **db2afp** flag **-l japanese**, **-l chinese**, or **-l korean**. (If the input file is Japanese EUC, Chinese EUC, or Korean EUC, you must also specify the **-e** flag.)
- Set the **PSFDBLANG** environment variable to **j** (for Japanese code page 932), **je** (for Japanese EUC), **c** (for Chinese code page 932), **ce** (for Chinese EUC), or **ke** (for Korean EUC). Don't use the **db2afp -l** or **-e** flags.

#### 0423-220

ERROR: db2afp: "\_\_\_\_" is not a valid value of the PSFDBLANG environment variable.

#### Explanation:

You tried to print or transform a double-byte ASCII file or an EUC file. You didn't use the **db2afp -l** flag (and **-e** flag for EUC input data) on the command line, so **db2afp** tried to use the language and EUC values that are specified by **PSFDBLANG**. However, **PSFDBLANG** was set to something other than **j**, **c**, **je**, **ce**, or **ke**.

#### System action:

InfoPrint Manager does not complete the requested transform operation.

#### User response:

Specify a language by doing one of the following:

- At the command line, specify the **db2afp** flag **-l japanese**, **-l chinese**, or **-l korean**. (If the input file is Japanese EUC, Chinese EUC, or Korean EUC, you must also specify the **-e** flag.)
- Set the **PSFDBLANG** environment variable to **j** (for Japanese code page 932), **je** (for Japanese EUC), **c** (for Chinese code page 932), **ce** (for Chinese EUC), or **ke** (for Korean EUC). Don't use the **db2afp -l** or **-e** flags.

#### 0423-240

ERROR: The actual destination reported an error in an outline font.

#### Explanation:

The outline font in error was either downloaded by InfoPrint Manager or was resident in the actual destination and activated by InfoPrint Manager.

#### System action:

InfoPrint Manager stops processing the file at the point of the error. If there are other files in this print job, InfoPrint Manager resumes processing starting with the next file in the job; otherwise, InfoPrint Manager cancels the job.

#### User response:

If the font in error is a printer-resident font, contact your actual destination hardware service representative. If you created the font, correct the error by consulting font data stream references. Otherwise, notify the person who administers your system or the owner of the font and have the error corrected.

1

**0423-241**

ERROR: The actual destination reported an error which indicates an InfoPrint Manager or actual destination problem.

**Explanation:**

Either an actual destination internal microcode error or an InfoPrint Manager internal logic error occurred.

**System action:**

InfoPrint Manager stops processing the file at the point of the error. If there are other files in this print job, InfoPrint Manager resumes processing starting with the next file in the job; otherwise, InfoPrint Manager cancels the job.

**User response:**

Use local problem-reporting procedures to report this message.

**0423-245**

ERROR: The actual destination resolution has changed.

**Explanation:**

The actual destination reported that the printing resolution has changed. InfoPrint Manager reports this message for the user's information in case the new resolution is not satisfactory for the print job..

**System action:**

InfoPrint Manager recovers and printing continues.

**User response:**

Examine the output to determine if the new actual destination resolution is satisfactory for the print job.

**0423-246**

ERROR: The actual destination has discarded buffered pages.

**Explanation:**

The actual destination has discarded buffered pages due to an internal actual destination operation.

**System action:**

InfoPrint Manager recovers and printing continues.

**User response:**

This is an informational message; no response is required.

**0423-247**

ERROR: The actual destination reported invalid data in a non-presentation object container.

**Explanation:**

The data in a non-presentation object container resource sent in a Write Object Container command is invalid.

**System action:**

If this error occurs within a page, InfoPrint Manager stops processing the page containing the error, and printing continues with the next page in the print job. Otherwise, InfoPrint Manager stops processing the file at the point of the error. If there are other files in this print job, InfoPrint Manager resumes processing starting with the next file in the job; otherwise, InfoPrint Manager cancels the job.

**User response:**

If you created the container data in the object container resource, correct the error. Refer to the appropriate documentation for the data stream carried within the object container resource. If you used a program to create the structured fields and object container data, contact the program owner.

**0423-248**

ERROR: The actual destination reported that the object container presentation data extends outside the defined object area.

**Explanation:**

A portion of the object container presentation data extends beyond the intersection of the mapped presentation space and object container area. For more information, refer to the documentation that describes the data carried in the object container resource.

**System action:**

InfoPrint Manager stops processing the page containing the error, and printing continues with the next page in the print job.

**User response:**

Correct the object container problem.

**0423-249**

ERROR: The actual destination reported an invalid font global identifier.

**Explanation:**

The actual destination detected one or more of the following errors while receiving a loaded coded font, font character set, or code page: (1) an invalid Font Global Resource Identifier (GRID), (2) an invalid Font Typeface Global Identifier (FGID), (3) an invalid Code Page Global Identifier (CPGID), or (4) an invalid Graphic Character Set Global Identifier (GCSGID). Various combinations of these IDs are used to request that the actual destination use a specific printer-resident font.

**System action:**

InfoPrint Manager stops processing the file at the point of the error. If there are other files in this print job, InfoPrint Manager resumes processing starting with the next file in the job; otherwise, InfoPrint Manager cancels the job.

**User response:**

Correct the problem by ensuring that the global IDs used to request a font are valid and present in the actual destination.

**0423-267**

ERROR: The actual destination setup has changed. Partial or duplicate pages may be printed.

**Explanation:**

The actual destination setup, or actual destination characteristics, were changed while InfoPrint Manager was sending print data to the actual destination.

**System action:**

InfoPrint Manager repositions and continues processing the print file using the updated actual destination characteristics.

**User response:**

Examine the printed output and remove any partial or duplicate pages.

**0423-268**

ERROR: The medium modification \_\_\_\_ specified in the MMC structured field is not currently available at the actual destination.

**Explanation:**

The Medium Modification ID in the Medium Modification Control (MMC) structured field contains a modification ID that is not currently available at the actual destination or the actual destination does not support medium modifications. The MMC structured field is contained in the form definition.

**System action:**

InfoPrint Manager cancels the print job.

**User response:**

To receive printed output with the medium modification, either ensure that the medium modification is made available on the actual destination or submit the job to an actual destination that contains the medium modification. To receive printed output without the medium modification, specify a different form definition that does not contain this medium modification.

**0423-269**

ERROR: A GRID file syntax error was detected.

**Explanation:**

An invalid GRID field value was found in the specified GRID file.

**System action:**

InfoPrint Manager cannot start this InfoPrint Manager instance.

**User response:**

See the error log for further information on the cause of this error. Contact the person who administers your system for assistance, if necessary.

**0423-270**

ERROR: The character \_\_\_\_ on line \_\_\_\_ in file \_\_\_\_ is not allowed.

**Explanation:**

These field values are not allowed in the following types of GRID files:

File	Field	Value
CHARSET	width	asterisk (*)
CODEPAGE	gcsgid	asterisk (*)
FGID	gcsgid	dash (-)
	gcsgid	dash (-)
CPGID	gcsgid	dash(-)

**System action:**

InfoPrint Manager cannot start this InfoPrint Manager instance.

**User response:**

Correct the reported problem.

**0423-271**

ERROR: An insufficient number of fields were found in file \_\_\_\_ on line number \_\_\_\_.

**Explanation:**

Insufficient data was found in the specified GRID file. For the following types of GRID files, the required number of fields are:

GRID File	Required number of fields
CHARSET	6
CODEPAGE	3
FGID	5
CPGID	3

**System action:**

InfoPrint Manager cannot start this InfoPrint Manager instance.

**User response:**

Correct the reported problem.

**0423-272**

ERROR: Line number \_\_\_\_ in file \_\_\_\_ exceeds the maximum line length of 254 characters.

**Explanation:**

The maximum line length allowed in the GRID file is 254. Data may have been lost. Please check your GRID file.

**System action:**

InfoPrint Manager cannot start this InfoPrint Manager instance.

**User response:**

Correct the reported problem.

**0423-275**

ERROR: InfoPrint Manager cannot use the printer-resident code page identified by Code Page Global ID \_\_\_\_ and Graphic Character Set Global ID \_\_\_\_ together with the FOCA2 raster font character set file \_\_\_\_.

**Explanation:**

A Map Coded Font (MCF) structured field specified a code page name and a font character set name. InfoPrint Manager mapped the code page name to a printer-resident code page <CPGID, GCSIGD> combination, using the CODEPAGE.GRD mapping table. However, the font character set specified is in raster format. A raster font character set cannot be combined with a printer-resident code page.

**System action:**

InfoPrint Manager will attempt to complete processing of the font reference by substituting a FOCA2 code page file for the printer-resident code page. If InfoPrint Manager can substitute a code page file, it will download a raster coded font using the code page file and the font character set file.

**User response:**

This message will be accompanied by other messages that will indicate why InfoPrint Manager could not process the MCF font reference successfully. Read all of the messages to determine how to change the MCF structured field or font mapping files so that the font reference can be processed successfully.

**0423-277**

ERROR: InfoPrint Manager cannot use the FOCA2 raster FCS file with the name \_\_\_\_ together with the printer-resident code page identified by Code Page Global ID \_\_\_\_ and Graphic Character Set Global ID \_\_\_\_\_. InfoPrint Manager also cannot substitute a code page file for the resident code page. InfoPrint Manager will therefore attempt to substitute a FOCA2 outline FCS file, or resident FCS, to use with the resident code page.

**Explanation:**

InfoPrint Manager could select only a printer-resident code page to process a Map Coded Font (MCF) structured field. Because a raster font character set cannot be combined with a printer-resident code page, InfoPrint Manager must attempt to substitute an outline FCS file or a resident FCS for the raster FCS file.

**System action:**

InfoPrint Manager will attempt to complete processing of the font reference by substituting a FOCA2 outline FCS file.

**User response:**

This message will be accompanied by other messages that will indicate why InfoPrint Manager could not process the MCF font reference successfully. Read all of the messages to determine how to change the MCF structured field or font mapping files so that the font reference can be processed successfully.

**0423-278**

ERROR: InfoPrint Manager mapped the CPGID, GCSGID combination: \_\_\_\_\_, \_\_\_\_\_ to the code page name \_\_\_\_\_. The CPGID.GRD mapping file specified that this mapping be performed.

**Explanation:**

As specified by the CPGID.GRD mapping file, InfoPrint Manager mapped a resident code page to a code page name.

**System action:**

InfoPrint Manager will attempt to complete processing of the font reference.

**User response:**

This message will be accompanied by other messages that will indicate why InfoPrint Manager could not process the MCF font reference successfully. Read all of the messages to determine how to change the MCF structured field or font mapping files so that the font reference can be processed successfully.

**0423-279**

ERROR: InfoPrint Manager mapped the code page name \_\_\_\_\_ to the CPGID, GCSGID combination: \_\_\_\_\_, \_\_\_\_\_. The CODEPAGE.GRD mapping file specified that this mapping be performed.

**Explanation:**

As specified by the CODEPAGE.GRD mapping file, InfoPrint Manager InfoPrint Manager mapped a code page name to a resident code page.

**System action:**

InfoPrint Manager will attempt to complete processing of the font reference.

**User response:**

This message will be accompanied by other messages that will indicate why InfoPrint Manager could not process the MCF font reference successfully. Read all of the messages to determine how to change the MCF structured field or font mapping files so that the font reference can be processed successfully.

**0423-280**

ERROR: The code page \_\_\_\_\_, located inline at offset \_\_\_\_\_ will be used.

**Explanation:**

InfoPrint Manager found a code page inline within the print file. It was specified on the Map Coded Font structured field within the print file.

**System action:**

InfoPrint Manager will attempt to complete processing of the font reference.

**User response:**

None.

**0423-281**

ERROR: A code page with the name \_\_\_\_ was specified by name on a Map Coded Font or Coded Font Index structured field, but could not be located in the resource library.

**Explanation:**

In an attempt to process a font reference, InfoPrint Manager searched the resource library for a code page file. The code page is not in the library.

**System action:**

InfoPrint Manager will attempt to complete processing of the font reference.

**User response:**

This message will be accompanied by other messages that will indicate why InfoPrint Manager could not process the MCF font reference successfully. Read all of the messages to determine how to change the MCF structured field or font mapping files so that the font reference can be processed successfully.

**0423-282**

ERROR: An FCS with the name \_\_\_\_ was specified by name on a Map Coded Font structured field, but could not be located in the resource library. The FCS may exist in the resource library in a different pel resolution, but does not exist in a pel resolution supported by the actual destination. The actual destination accepts raster fonts in the \_\_\_\_ pel / inch resolution.

**Explanation:**

In an attempt to process a font reference, InfoPrint Manager searched the resource library for a font character set file that matches the actual destination pel resolution. The font character set is not in the library. When driving an actual destination that accepts only raster fonts, InfoPrint Manager searches for a font character set that matches the pel resolution of the actual destination. When driving an actual destination that accepts outline or raster fonts, InfoPrint Manager searches first for an outline font character set, and will use the outline font character set, if it is found. If the outline font character set is not found, InfoPrint Manager will then search for a font character set that matches the pel resolution of the actual destination. If the actual destination is in auto resolution mode, InfoPrint Manager searches first for an outline font character set. If the outline font character set is not found, InfoPrint Manager will then search for a font character in 240 pel resolution. If not found, InfoPrint Manager will then search for an FCS in 300 pel resolution. When the actual destination is set to auto resolution mode, the pel resolution displayed in the message is the largest resolution the device supports.

**System action:**

InfoPrint Manager will attempt to complete processing of the font reference.

**User response:**

This message will be accompanied by other messages that will indicate why InfoPrint Manager could not process the MCF font reference successfully. Read all of the messages to determine how to change the MCF structured field or font mapping files so that the font reference can be processed successfully.



**0423-283**

ERROR: InfoPrint Manager mapped the FCS name \_\_\_\_ to the FGID, GCSGID, vertical size, width, attribute combination: \_\_\_\_, \_\_\_\_, \_\_\_\_, \_\_\_\_, \_\_\_\_\_. The CHARSET.GRD mapping file specified that this mapping be performed.

**Explanation:**

In an attempt to process a font reference, InfoPrint Manager mapped a font character set name to a printer-resident font character set identifier.

**System action:**

InfoPrint Manager will attempt to complete processing of the font reference.

**User response:**

This message will be accompanied by other messages that will indicate why InfoPrint Manager could not process the MCF font reference successfully. Read all of the messages to determine how to change the MCF structured field or font mapping files so that the font reference can be processed successfully.

**0423-284**

ERROR: InfoPrint Manager mapped the FGID, GCSGID, width, vertical size combination: \_\_\_\_, \_\_\_\_, \_\_\_\_, \_\_\_\_ to the FCS name \_\_\_\_\_. The FGID.GRD mapping file specified that this mapping be performed.

**Explanation:**

In an attempt to process a font reference, InfoPrint Manager mapped a printer-resident font character set identifier to a font character set name.

**System action:**

InfoPrint Manager will attempt to complete processing of the font reference.

**User response:**

This message will be accompanied by other messages that will indicate why InfoPrint Manager could not process the MCF font reference successfully. Read all of the messages to determine how to change the MCF structured field or font mapping files so that the font reference can be processed successfully.

**0423-285**

ERROR: The 240-pel raster FCS with the name \_\_\_\_ appeared inline in the print file at offset \_\_\_\_, but was not used.

**Explanation:**

A font character set appeared inline with the print file. InfoPrint Manager did not use this font character set because its font resolution is not supported by the actual destination.

**System action:**

InfoPrint Manager will attempt to complete processing of the font reference.

**User response:**

This message will be accompanied by other messages that will indicate why InfoPrint Manager could not process the MCF font reference successfully. Read all of the messages to determine how to change the MCF structured field or font mapping files so that the font reference can be processed successfully.

1

**0423-286**

ERROR: The 300-pel raster FCS with the name \_\_\_\_ appeared inline in the print file at offset \_\_\_\_, but was not used.

**Explanation:**

A font character set appeared inline with the print file. InfoPrint Manager did not use this font character set because its font resolution is not supported by the actual destination.

**System action:**

InfoPrint Manager will attempt to complete processing of the font reference.

**User response:**

This message will be accompanied by other messages that will indicate why InfoPrint Manager could not process the MCF font reference successfully. Read all of the messages to determine how to change the MCF structured field or font mapping files so that the font reference can be processed successfully.

**0423-287**

ERROR: The outline FCS with the name \_\_\_\_ appeared inline in the print file at offset \_\_\_\_, but was not used.

**Explanation:**

A font character set appeared inline with the print file. InfoPrint Manager did not use this font character set because it is in outline format, and outline fonts are not supported by the actual destination.

**System action:**

InfoPrint Manager will attempt to complete processing of the font reference.

**User response:**

This message will be accompanied by other messages that will indicate why InfoPrint Manager could not process the MCF font reference successfully. Read all of the messages to determine how to change the MCF structured field or font mapping files so that the font reference can be processed successfully.

**0423-290**

ERROR: A Map Coded Font (MCF) or Map Data Resource (MDR) structured field could not be processed because InfoPrint Manager could not locate the code page \_\_\_\_.

**Explanation:**

InfoPrint Manager could not select any code page to use in processing a font reference. A code page name may be specified on the MCF, MDR or Coded Font Index (CFI) structured field, or in the CPGID.GRD mapping table. A printer-resident code page can be specified on the MCF, MDR or in the CODEPAGE.GRD mapping table.

**System action:**

InfoPrint Manager stops processing the file at the point of the error. If there are other files in this print job, InfoPrint Manager resumes processing starting with the next file in the job; otherwise, InfoPrint Manager cancels the job.

**User response:**

This message will be accompanied by other messages that will indicate why InfoPrint Manager could not process the MCF or MDR font reference successfully. Read all of the messages to determine how to change the appropriate structured field, font mapping files or font fidelity so that the font reference can be processed successfully.

**0423-291**

ERROR: Map Coded Font (MCF) structured field could not be processed because InfoPrint Manager could not locate the font character set \_\_\_\_ in the resource libraries or GRID mapping tables.

**Explanation:**

InfoPrint Manager could not select any font character set (FCS) to use in processing a font reference. InfoPrint Manager lists the attempted and supported resolutions. If the attempted resolution or type is 'none', it is because the actual destination does not support the requested resolution. An FCS name may be specified on the MCF or Coded Font Index (CFI) structured fields, in the GRID mapping tables, or for the IBM 6400 printer, in the charset.64xx.grd mapping table..

**System action:**

InfoPrint Manager stops processing the file at the point of the error. If there are other files in this print job, InfoPrint Manager resumes processing starting with the next file in the job; otherwise, InfoPrint Manager cancels the job off the printer.

**User response:**

This message will be accompanied by other messages that will indicate what InfoPrint Manager did to try to resolve the MCF font reference when it could not find the FCS. This can include messages about attempts to use printer resident or library outline font character sets. An example of one of these messages is: **0423-292: InfoPrint Manager cannot use a resident outline FCS nor a library outline FCS because no width or vertical size was provided, either on a Map Coded Font (MCF) structured field, or in the charset.grd mapping table.**

Message **0423-292** explains that InfoPrint Manager tried to resolve the font reference with printer resident or host outline fonts, which may not have been requested in the MCF font reference.

**Note**

A multiple-resolution device set incorrectly is the most common explanation for issuing messages **0423-292** and **0423-291**.

The MCF structured field can invoke a font using one of these methods:

- Using a Coded Font reference.
- Using a Code Page and Character Set pair reference.
- Using GRID parts (FGID, CPGID, GCSGID, width and vertical size) to invoke a printer resident outline font.

If the MCF font reference used a Coded Font (*X0nnnnnn*) or Character Set/Code Page pair (*C0nnnnnn/T1nnnnnn*) invocation, the following lists possible explanations for these messages:

- The Font Character Set (FCS) is not in the library specified in the font resource path.
- The Font Character Set (FCS) is in the library specified in the font resource path, but not in the resolution required for this job.
- The printer is a multiple-resolution (multi-res) device, and it is not set to the correct resolution required for this job.

If the MCF font reference is intentionally designed to use GRID font mapping tables to activate a printer resident outline font, read all of the messages to determine how to change the font mapping files or MCF structured field.

MCF structured fields can occur in MO:DCA files, page definition object files, or overlay object files. It is often possible to use the InfoPrint Manager **afpsplit**, **afpdmp**, or **b2a+** utilities to collect detailed information about the contents of MCF and many other structured fields. These tools reside in `/usr/lpp/psf/bin` in InfoPrint Manager for AIX. InfoPrint Manager for Windows does not include **afpdmp**, but the other utilities are available in `<install-path>\bin`. Use of the **-dx** flag with **afpdmp** will provide both human readable detail and hexadecimal contents for the structured fields the tool currently understands. The **afpsplit** utility can be used to extract the page containing the error, which is identified in accompanying messages, so that **afpdmp** or **b2a+** can be run against a single page, instead of the entire file.

**Note**

1. The **afpsplit**, **afpdmp**, and **b2a+** utility programs are provided on an as is basis.
2. The **afpdmp** utility can issue the following message if it encounters a valid AFPDS structured field it has not been enhanced to support: Input may not be valid AFPDS.

### 0423-292

ERROR: InfoPrint Manager cannot use a resident outline FCS nor a library outline FCS, because no width or vertical size was provided, either on a Map Coded Font (MCF) structured field or in the CHARSET.GRD mapping table.

#### Explanation:

InfoPrint Manager could not use the FOCA2 outline font character set because no width or vertical size value was provided on the MCF structured field. At least one of the two size fields must be specified on the MCF when an outline font character set is specified.

#### System action:

InfoPrint Manager will attempt to complete processing of the font reference.

#### User response:

This message will be accompanied by other messages that will indicate why InfoPrint Manager could not process the MCF font reference successfully. Read all of the messages to determine how to change the MCF structured field or font mapping files so that the font reference can be processed successfully.

### 0423-295

InfoPrint Manager will use the code page \_\_\_\_.

**Explanation:**

InfoPrint Manager will use the code page identified in the message text.

**System action:**

InfoPrint Manager will attempt to complete processing of the font reference.

**User response:**

None.

**0423-296**

InfoPrint Manager will use the font character set \_\_\_\_ at resolution/type \_\_\_\_\_. This FCS name was specified on a Map Coded Font (MCF) or Coded Font Index (CFI) structured field

**Explanation:**

InfoPrint Manager will use the font character set named in the message text.

**System action:**

InfoPrint Manager will attempt to complete processing of the font reference.

**User response:**

None.

**0423-299**

InfoPrint Manager will activate the resident raster coded font made up of the CPGID, GCSGID, FGID, and width combination: \_\_\_\_/\_\_\_\_/\_\_\_\_/\_\_\_\_.

**Explanation:**

InfoPrint Manager will activate the resident raster coded font identified in the message text.

**System action:**

InfoPrint Manager will attempt to complete processing of the font reference.

**User response:**

None.

**0423-300**

InfoPrint Manager will activate the resident code page made up of the CPGID, GCSGID combination: \_\_\_\_/\_\_\_\_.

**Explanation:**

InfoPrint Manager will activate the resident code page identified in the message text.

**System action:**

InfoPrint Manager will attempt to complete processing of the font reference.

**User response:**

This message will be accompanied by other messages that will indicate why InfoPrint Manager could not process the MCF font reference successfully. Read all of the messages to determine how

to change the MCF structured field or font mapping files so that the font reference can be processed successfully.

### 0423-301

InfoPrint Manager will activate the resident FCS made up of the FGID, GCSGID combination \_\_\_\_\_, \_\_\_\_\_.

#### Explanation:

InfoPrint Manager will activate the resident font character set identified in the message text.

#### System action:

InfoPrint Manager will attempt to complete processing of the font reference.

#### User response:

This message will be accompanied by other messages that will indicate why InfoPrint Manager could not process the MCF font reference successfully. Read all of the messages to determine how to change the MCF structured field or font mapping files so that the font reference can be processed successfully.

### 0423-302

The font with local identifier \_\_\_\_\_ referenced in the \_\_\_\_\_ structured field could not be processed successfully. Additional error and diagnostic messages follow.

#### Explanation:

A font reference could not be resolved.

#### System action:

InfoPrint Manager stops processing the file when the error occurs. If there are other files in this print job, InfoPrint Manager resumes processing starting with the next file in the job. Otherwise, InfoPrint Manager cancels the job.

#### User response:

This message is accompanied by other messages that indicate why InfoPrint Manager could not process the font reference successfully. Some of the additional messages are issued only if they are requested through a print server parameter that enables additional font processing messages. Read all of the messages to determine how to change the MCF (Map Coded Font) or MDR (Map Data Resource) structured field or font mapping files so that the font reference can be processed successfully.

### 0423-303

No AFP COM Setup file was specified for the print job.

#### Explanation:

When printing to an AFP-COM device, InfoPrint Manager requires a COM Setup file for every print file. No COM Setup file was specified for this job, either through the actual destination profile, on the Enqueue command, or inline within the print file.

#### System action:

InfoPrint Manager stops processing the file at the point of the error. If there are other files in this print job, InfoPrint Manager resumes processing starting with the next file in the job; otherwise, InfoPrint Manager cancels the job.

**User response:**

Specify a Setup file, either through the actual destination profile, or on the Enqueue command when submitting the print job.

**0423-304**

A Begin Object Container structured field specified object structure flags \_\_\_\_\_, which are not valid.

**Explanation:**

InfoPrint Manager requires that the Begin Object Container structured field Object Classification Triplet, triplet ID X'10', contain flag bytes (byte 6) with bits 0-1 set to B'11', and bits 4-5 also set to B'11'.

**System action:**

InfoPrint Manager stops processing the file at the point of the error. If there are other files in this print job, InfoPrint Manager resumes processing starting with the next file in the job; otherwise, InfoPrint Manager cancels the job.

**User response:**

Correct the Begin Object Container structured field. Within the Object Classification triplet Structure Flags, set bits 0-1 to B'11' to indicate that the data within the Object Container is in MODCA format, and set bits 4-5 to B'11' to indicate that the object data is carried in Object Container Data structured fields. For more information consult the Mixed Object Document Content Architecture Reference.

**0423-305**

A Begin Object Container structured field specified object class: \_\_\_\_\_, which is not valid. The object class must be X'30' (Set-up file).

**Explanation:**

InfoPrint Manager requires that the Begin Object Container structured field Object Classification Triplet triplet ID X'10', contain an object class field (byte 3) of X'30' (Set-up file).

**System action:**

InfoPrint Manager stops processing the file at the point of the error. If there are other files in this print job, InfoPrint Manager resumes processing starting with the next file in the job; otherwise, InfoPrint Manager cancels the job.

**User response:**

Correct the Begin Object Container structured field. Within the Object Classification triplet, set the Object Class field to X'30', to indicate a Set-up file. For more information consult the Mixed Object Document Content Architecture Reference.

**0423-306**

A Begin Object Container structured field within a print file specified a registered object ID: \_\_\_\_\_, which is not valid. The registered object ID must be the Tape Label Setup File ID. Consult the Mixed Object Document Content Architecture Reference for this ID.

**Explanation:**

InfoPrint Manager supports only the Tape Label Object Container within a print file. Any Begin Object Container structured field within a print file must specify the Tape Label Setup File registered object ID

**System action:**

InfoPrint Manager stops processing the file at the point of the error. If there are other files in this print job, InfoPrint Manager resumes processing starting with the next file in the job; otherwise, InfoPrint Manager cancels the job.

**User response:**

If the object container represents a Tape Label Setup File, correct the Begin Object Container structured field. If the object container does not represent a Tape Label Setup File, remove it from the print file. Consult the Mixed Object Document Content Architecture Reference for more information, and for the value of the Tape Label Setup File ID.

**0423-307**

ERROR: A page segment, specified on the Map Page Segment (MPS) structured field, could not be processed. The MPS structured field appeared at file offset \_\_\_\_\_, with sequence number \_\_\_\_\_. The MPS repeating group in error was repeating group \_\_\_\_\_.

**Explanation:**

A page segment, specified on a Map Page Segment structured field, could not be processed. ID

**System action:**

InfoPrint Manager stops processing the file at the point of the error. If there are other files in this print job, InfoPrint Manager resumes processing starting with the next file in the job; otherwise, InfoPrint Manager cancels the job.

**User response:**

Read the error messages that accompany this message for an explanation of the error, and correct the error accordingly.

**0423-308**

ERROR: Output bin \_\_\_\_\_ was requested but cannot be used with input bin \_\_\_\_\_ on this device.

**Explanation:**

The output bin is specified is not compatible (on this device) with the input bin selected for this print file. The input bin may be the actual destination default input bin or another input bin as specified with the printer-pass-through attribute or in the form definition (FORMDEF). The output bin may be the actual destination default output bin or another output bin as specified with either the output-bin attribute or in the form definition (FORMDEF).

**System action:**



InfoPrint Manager stops processing the document at the point of the error. If there are other documents in this print job, InfoPrint Manager resumes processing starting with the next file in the job; otherwise, InfoPrint Manager cancels the job.

**User response:**

Modify your print submission command or FORMDEF to specify input and output bins that are compatible on this device.

**0423-309**

The Font Library Utility was unable to create the system font mapping tables.

**Explanation:**

The system font mapping files must be installed to run the Font Library Utility.

**System action:**

The Font Library Utility does not complete processing. No character sets or code pages are updated.

**User response:**

Use local problem-reporting procedures to report this message.

**0423-310**

Not enough memory was available for the Font Library Utility to complete processing.

**Explanation:**

There is not enough memory available to complete processing. The Font Library Utility cannot complete processing.

**System action:**

The Font Library Utility does not complete processing. Some character sets or code pages may have been updated.

**User response:**

Use local problem-reporting procedures to report this message.

**0423-311**

Error was detected when opening directory \_\_\_\_.

**Explanation:**

An error occurred when the Font Library Utility attempted to open a directory specified on the command line.

**System action:**

The Font Library Utility does not complete processing. No character sets or code pages are updated.

**User response:**

Enter the correct directory name or names and run the Font Library Utility again.

### 0423-312

Error was detected when closing file \_\_\_\_.

#### **Explanation:**

An error occurred when the Font Library Utility attempted to close a file.

#### **System action:**

The Font Library Utility does not complete processing. Some character sets or code pages may have been updated.

#### **User response:**

Use local problem-reporting procedures to report this message.

### 0423-313

Error was detected when opening file \_\_\_\_.

#### **Explanation:**

An error occurred when the Font Library Utility attempted to open a file.

#### **System action:**

The Font Library Utility does not complete processing. Some character sets or code pages may have been updated.

#### **User response:**

Use local problem-reporting procedures to report this message.

### 0423-314

Error was detected when reading file \_\_\_\_.

#### **Explanation:**

An error occurred when the Font Library Utility attempted to read a file. A code page or character set structured field may be missing or the length of the structured field is incorrect.

#### **System action:**

The Font Library Utility does not complete processing. Some character sets or code pages may have been updated.

#### **User response:**

Use local problem-reporting procedures to report this message.

### 0423-315

Error was detected when data was being written to the buffer for file \_\_\_\_.

#### **Explanation:**

An error occurred when the Font Library Utility attempted to write data to the record in a file being updated.

#### **System action:**

The Font Library Utility does not complete processing. Some character sets or code pages may have been updated.

**User response:**

Use local problem-reporting procedures to report this message.

**0423-316**

Processing completed and GRID data added in font resource \_\_\_\_.

**Explanation:**

This message indicates processing completed without errors.

**System action:**

The Font Library Utility continues processing. The font resource FND or CPD is updated with valid GRID values

**User response:**

No response is necessary.

**0423-317**

Old character set GRID values: FGID=\_\_\_\_ GCSGID=\_\_\_\_ Width=\_\_\_\_

**Explanation:**

Indicated GRID values are in the GRID fields in the FND structured field in the character set prior to processing.

**System action:**

This message is informational only.

**User response:**

No response is necessary.

**0423-318**

New character set GRID values: FGID=\_\_\_\_ GCSGID=\_\_\_\_ Width=\_\_\_\_

**Explanation:**

Indicated updated GRID values are in the GRID fields in the FND structured field in the character set.

**System action:**

This message is informational only.

**User response:**

No response is necessary.

**0423-319**

Old code page GRID values: CPGID=\_\_\_\_ GCSGID=\_\_\_\_

**Explanation:**

Indicated GRID values in the GRID fields in the CPD structured field in the code page prior to processing.

**System action:**

This message is informational only.

**User response:**

No response is necessary.

**0423-320**

New code page GRID values: CPGID=\_\_\_\_ GCSGID=\_\_\_\_

**Explanation:**

Indicated updated GRID values are in the GRID fields in the CPD structured field in the code page.

**System action:**

This message is informational only.

**User response:**

No response is necessary.

**0423-321**

Usage: `flu -d directory1[:directory2:directory3...]`

**Explanation:**

The syntax of the **flu** command is shown. The **-d** flag must be specified with at least one directory. If multiple directories are specified, they are separated by colons (:), similar to the **PATH** environment variable format.

**System action:**

The **flu** usage message is displayed; processing stops.

**User response:**

Follow the command syntax detailed in this message.

**0423-322**

Error was detected when buffered data was being written to file \_\_\_\_.

**Explanation:**

An error occurred when the Font Library Utility attempted to output the updated record to the file.

**System action:**

The Font Library Utility does not complete processing. Some character sets or code pages may have been updated.

**User response:**

Use local problem-reporting procedures to report this message.

**0423-323**

No available user range GRID values available for code pages.

**Explanation:**

The Font Library Utility is unable to assign a user range GRID value for a code page because all available user range GRID values for code pages have already been assigned.

**System action:**

The Font Library Utility does not complete processing. Some character sets or code pages may have been updated.

**User response:**

Use local problem-reporting procedures to report this message.

**0423-324**

No available user range GRID values available for character sets.

**Explanation:**

The Font Library Utility is unable to assign a user range GRID value for a character set because all available user range GRID values for character sets have already been assigned.

**System action:**

The Font Library Utility does not complete processing. Some character sets or code pages may have been updated.

**User response:**

Use local problem-reporting procedures to report this message.

**0423-325**

ERROR: An overlay, specified on the Map Medium Overlay (MMO) or Map Page Overlay (MPO) structured field, could not be processed. The MMO/MPO structured field appeared at file offset \_\_\_\_\_, with sequence number \_\_\_\_\_. The repeating group in error was repeating group \_\_\_\_\_.

**Explanation:**

An overlay, specified on a Map Medium Overlay or Map Page Overlay structured field, could not be processed.

**System action:**

InfoPrint Manager stops processing the file at the point of the error. If there are other files in this print job, InfoPrint Manager resumes processing starting with the next file in the job; otherwise, InfoPrint Manager cancels the job.

**User response:**

Read the error messages that accompany this message for an explanation of the error, and correct the error accordingly.

**0423-326**

The font character set found inline within the print file, at offset \_\_\_\_\_, with token name \_\_\_\_\_, is not valid.

**Explanation:**

InfoPrint Manager found a font character set inline within the print file, but could not identify the font character set as a 240-pel raster, a 300-pel raster, or an outline font character set.

**System action:**

InfoPrint Manager stops processing the file at the point of the error. If there are other files in this print job, InfoPrint Manager resumes processing starting with the next file in the job; otherwise, InfoPrint Manager cancels the job.

**User response:**

Correct the inline font character set problem.

**0423-327**

The Code Page Index repeating group length, \_\_\_\_\_, specified on the Code Page Control structured field, is not valid within a double-byte code page. The CPI repeating group length must be 11.

**Explanation:**

The Code Page Control structured field within a double-byte code page specified a CPI repeating group length, byte 9, other than 11. The CPI repeating group length within a double-byte code page must be 11. A code page is identified as a double-byte code page by the encoding scheme, bytes 42-43 of the Code Page Descriptor (CPD) structured field. If the low-order four bits of byte 42 contain X'2', then the code page is a double-byte code page.

**System action:**

InfoPrint Manager stops processing the file at the point of the error. If there are other files in this print job, InfoPrint Manager resumes processing starting with the next file in the job; otherwise, InfoPrint Manager cancels the job.

**User response:**

Correct the code page problem.

**0423-328**

The Code Page Index repeating group length, \_\_\_\_\_, specified on the Code Page Control structured field, is not valid within a single-byte code page. The CPI repeating group length must be 10.

**Explanation:**

The Code Page Control structured field within a single-byte code page specified a CPI repeating group length, byte 9, other than 10. The CPI repeating group length within a single-byte code page must be 10. A code page is identified as a single-byte code page by the encoding scheme, bytes 42-43 of the Code Page Descriptor (CPD) structured field. If the low-order four bits of byte 42 does not contain X'2', then the code page is a single-byte code page. If byte 42 of the CPD is not present, the code page is a single-byte code page.

**System action:**

InfoPrint Manager stops processing the file at the point of the error. If there are other files in this print job, InfoPrint Manager resumes processing starting with the next file in the job; otherwise, InfoPrint Manager cancels the job.

**User response:**

Correct the code page problem.

### 0423-329

The double-byte code page is not sorted by code point.

#### Explanation:

The Code Page Control structured field within a double-byte code page does not indicate that the Code Page Index (CPI) repeating groups are sorted by code point. Within a double-byte code page, bit 0 of byte 12 must be on, to specify that the CPI repeating groups are sorted by code point. A code page is identified as a double-byte code page by the encoding scheme, bytes 42-43 of the Code Page Descriptor structured field. If the low-order four bits of byte 42 contain X'2', then the code page is a double-byte code page.

#### System action:

InfoPrint Manager stops processing the file at the point of the error. If there are other files in this print job, InfoPrint Manager resumes processing starting with the next file in the job; otherwise, InfoPrint Manager cancels the job.

#### User response:

Correct the code page problem.

### 0423-330

The single-byte code page is not sorted by graphic character ID.

#### Explanation:

The Code Page Control structured field within a single-byte code page indicates that the Code Page Index (CPI) repeating groups are sorted by code point. The CPI repeating groups within a single-byte code page must be sorted by graphic character ID, not by code point. Within a single-byte code page, bit 0 of byte 12 must be off, to specify that the CPI repeating groups are sorted by graphic character ID. A code page is identified as a single-byte code page by the encoding scheme, bytes 42-43 of the Code Page Descriptor (CPD) structured field. If the low-order four bits of byte 42 does not contain X'2', then the code page is a single-byte code page. If byte 42 of the CPD is not present, the code page is a single-byte code page.

#### System action:

InfoPrint Manager stops processing the file at the point of the error. If there are other files in this print job, InfoPrint Manager resumes processing starting with the next file in the job; otherwise, InfoPrint Manager cancels the job.

#### User response:

Correct the code page problem.

### 0423-331

A double-byte code page cannot be used with a raster font.

#### Explanation:

A Map Coded Font 1, Map Coded Font 2, or Coded Font Index structured field specified that a double-byte code page be used with a raster font character set. A double-byte code page may be used only with an outline font character set.

**System action:**

InfoPrint Manager stops processing the file at the point of the error. If there are other files in this print job, InfoPrint Manager resumes processing starting with the next file in the job; otherwise, InfoPrint Manager cancels the job.

**User response:**

Be sure your font character sets, codepages and coded fonts have the correct file extensions. Correct the problem with the MCF-1, MCF-2, or CFI structured field. If the MCF-1, MCF-2, or CFI contains a coded font Global ID (GRID), it's possible that the GRID was mapped to a double-byte code page file name via the CPGID.GRD mapping table. Check the first two bytes of the GRID, that is, the Graphic Character Set Global ID (GCSGID) and the Code Page Global ID (CPGID). If the CPGID.GRD mapping table file maps the GCSGID, CPGID combination to a code page file name, verify that the code page is not a double-byte code page. A code page is identified as a double-byte code page by the encoding scheme, bytes 42-43 of the Code Page Descriptor structured field. If the low-order four bits of byte 42 contain X'2', then the code page is a double-byte code page.

**0423-332**

Character rotation \_\_\_\_ is not supported by the actual destination.

**Explanation:**

Only character rotations: X'0000' (0 degrees), X'2D00' (90 degrees), X'5A00' (180 degrees), and X'8700' (270 degrees) are supported by actual destinations driven by InfoPrint Manager. A Map Coded Font format 1 (MCF-1), Map Coded Font format 2 (MCF-2), or Map Data Resource structured field specified a character rotation other than one of these four values.

**System action:**

InfoPrint Manager stops processing the file at the point of the error. If there are other files in this print job, InfoPrint Manager resumes processing starting with the next file in the job; otherwise, InfoPrint Manager cancels the job.

**User response:**

Correct the MCF-1, MCF-2, or MDR structured field.

**0423-333**

The Font Control structured field Pattern Technology Identifier: \_\_\_\_ is not valid for an extension font character set. The Pattern Technology Identifier for an extension font character set must be X'1E' or X'1F'.

**Explanation:**

A font character that is to be used as an extension of a printer-resident font character set must contain a Pattern Technology Identifier of X'1E' or X'1F', both of which indicate outline technology. In particular, a raster font character set (Pattern Technology Identifier X'05') cannot be used as an extension font character set. The Pattern Technology Identifier is specified on the Font Control structured field, byte 1. A font character set is identified as an extension font character set by the Font Control structured field, byte 3, bit 1.

**System action:**



InfoPrint Manager stops processing the file at the point of the error. If there are other files in this print job, InfoPrint Manager resumes processing starting with the next file in the job; otherwise, InfoPrint Manager cancels the job.

**User response:**

Correct the font character set problem.

**0423-334**

A Font Control structured field specified a Font Name Map data count value \_\_\_\_ that is not valid.

**Explanation:**

The Font Name Map data count field within the Font Control (FNC) structured field contains a value less than two. The Font Name Map data count is in FNC bytes 36-39.

**System action:**

InfoPrint Manager stops processing the file at the point of the error. If there are other files in this print job, InfoPrint Manager resumes processing starting with the next file in the job; otherwise, InfoPrint Manager cancels the job.

**User response:**

Correct the font character set problem.

**0423-335**

A Font Control structured field specified a Font data length value \_\_\_\_ that is not valid.

**Explanation:**

The Font data length field within the Font Control (FNC) structured field contains a value less than ten. The Font data length is in FNC bytes 28-31.

**System action:**

InfoPrint Manager stops processing the file at the point of the error. If there are other files in this print job, InfoPrint Manager resumes processing starting with the next file in the job; otherwise, InfoPrint Manager cancels the job.

**User response:**

Correct the font character set problem.

**0423-336**

A Font Control structured field specified a Font Resolution value \_\_\_\_ that is not valid.

**Explanation:**

The Font Resolution field within the Font Control structured (FNC) field of a raster font character set must contain X'09600960', indicating a raster density of 240 pels per inch, or X'0BB80BB8', indicating a raster density of 300 pels per inch. The Font Resolution is in FNC bytes 22-27.

**System action:**

InfoPrint Manager stops processing the file at the point of the error. If there are other files in this print job, InfoPrint Manager resumes processing starting with the next file in the job; otherwise, InfoPrint Manager cancels the job.

**User response:**

Correct the font character set problem.

**0423-337**

The length \_\_\_\_ of a Font Control structured field within an outline font character set is less than the minimum valid length \_\_\_\_.

**Explanation:**

The Font Control structured field within an outline font character set must include the optional fields (bytes 22-41).

**System action:**

InfoPrint Manager stops processing the file at the point of the error. If there are other files in this print job, InfoPrint Manager resumes processing starting with the next file in the job; otherwise, InfoPrint Manager cancels the job.

**User response:**

Correct the font character set problem.

**0423-338**

A Font Control structured field within an outline font character set contains a Pattern Technology Identifier \_\_\_\_ that is not valid

**Explanation:**

The Font Control structured field within an outline font character set must contain a Pattern Technology Identifier, byte 1, of X'1E' or X'1F', both of which indicate outline technology. PSF processed a font character set file with a file extension of 'FONTCOLN', indicating an outline font character set, but the Pattern Technology Identifier was not X'1E' or X'1F'.

**System action:**

InfoPrint Manager stops processing the file at the point of the error. If there are other files in this print job, InfoPrint Manager resumes processing starting with the next file in the job; otherwise, InfoPrint Manager cancels the job.

**User response:**

Correct the font character set problem. It's possible that the font character set file has the wrong file extension, that is, the file was assigned the 'FONTCOLN' extension when it should instead have the extension 'FONT3820' (for a 240-pel raster font character set) or 'FONT300' (for a 300-pel raster font character set). A Pattern Technology value of X'05' indicates a raster font character set.

**0423-339**

A Font Control structured field within a raster font character set contains a Pattern Technology Identifier \_\_\_\_ that is not valid.

**Explanation:**

The Font Control structured field within a raster font character set must contain a Pattern Technology Identifier, byte 1, of X'05'. InfoPrint Manager processed a font character set file with a file name

extension of '240', 'FONT3820', 'FONT38PP', '300', 'FONT300', or with no file name extension, but the Pattern Technology Identifier was not X'05'.

**System action:**

InfoPrint Manager stops processing the file at the point of the error. If there are other files in this print job, InfoPrint Manager resumes processing starting with the next file in the job; otherwise, InfoPrint Manager cancels the job.

**User response:**

Correct the font character set problem. It's possible that the font character set file has the wrong file extension, that is, the file was assigned one of the raster font character set extensions when it should instead have the 'FONTCOLN' extension. A Pattern Technology value of X'1E' or X'1F' indicates an outline font character set.

**0423-340**

A font character set contained fewer bytes of FNN structured field data than was indicated by the Font Control structured field FNN data count.

**Explanation:**

The Font Control structured field within an outline font character set contained an FNN data count (bytes 36-39) that is greater than the total number of data bytes in all Font Name Map (FNN) structured fields.

**System action:**

InfoPrint Manager stops processing the file at the point of the error. If there are other files in this print job, InfoPrint Manager resumes processing starting with the next file in the job; otherwise, InfoPrint Manager cancels the job.

**User response:**

Correct the font character set problem.

**0423-341**

A Map Coded Font format 2, Coded Font Index, or Map Data Resource structured field, repeating group number \_\_\_\_, specified a horizontal scale factor \_\_\_\_, that is not valid.

**Explanation:**

An MCF-2 or MDR structured field specified a horizontal scale factor greater than 32,767.

**System action:**

InfoPrint Manager stops processing the file at the point of the error. If there are other files in this print job, InfoPrint Manager resumes processing starting with the next file in the job; otherwise, InfoPrint Manager cancels the job.

**User response:**

Correct the problem with the MCF-2, CFI, or MDR structured field.

**0423-342**

A Map Coded Font format 2 structured field, repeating group number \_\_\_\_, specified a horizontal size value \_\_\_\_ that is not valid.

**Explanation:**

An MCF-2 structured field specified a horizontal size value greater than 32,767. The horizontal size field is in bytes 6-7 of the Font Descriptor triplet, triplet ID X'1F'.

**System action:**

InfoPrint Manager stops processing the file at the point of the error. If there are other files in this print job, InfoPrint Manager resumes processing starting with the next file in the job; otherwise, InfoPrint Manager cancels the job.

**User response:**

Correct the problem with the MCF-2 structured field.

**0423-343**

A Map Page Segment structured field contained \_\_\_\_ repeating groups. The maximum number of repeating groups allowed is 127.

**Explanation:**

A Map Page Segment (MPS) structured field contained more than 127 repeating groups.

**System action:**

InfoPrint Manager stops processing the file at the point of the error. If there are other files in this print job, InfoPrint Manager resumes processing starting with the next file in the job; otherwise, InfoPrint Manager cancels the job.

**User response:**

Correct the problem with the MPS structured field.

**0423-344**

A Map Coded Font format 2 structured field or Map Data Resource, repeating group number \_\_\_\_, specified a vertical size value \_\_\_\_ that is not valid.

**Explanation:**

An MCF-2 or MDR structured field specified a vertical size value greater than 32,767.

**System action:**

InfoPrint Manager stops processing the file at the point of the error. If there are other files in this print job, InfoPrint Manager resumes processing starting with the next file in the job; otherwise, InfoPrint Manager cancels the job.

**User response:**

Correct the problem with the MCF-2 or MDR structured field.

**0423-345**

\_\_\_\_ Code Page Index repeating groups were specified within a single-byte code page. All repeating groups after the first 256 were ignored

**Explanation:**

Only 256 Code Page Index (CPI) structured field can be processed within a single-byte code page. Any repeating groups after the first 256 are ignored. A code page is identified as a single-byte code page by the encoding scheme, bytes 42-43 of the Code Page Descriptor (CPD) structured field. If the low-order four bits of byte 42 does not contain X'2', then the code page is a single-byte code page. If byte 42 of the CPD is not present, the code page is a single-byte code page.

**System action:**

InfoPrint Manager stops processing the file at the point of the error. If there are other files in this print job, InfoPrint Manager resumes processing starting with the next file in the job; otherwise, InfoPrint Manager cancels the job.

**User response:**

Correct the code page problem.

**0423-346**

The afpsplit forward space flag page value is past the end of the input file.

**Explanation:**

The number of pages specified with the **afpsplit -f** flag exceeded the number of pages in the input file.

**System action:**

The **afpsplit** program terminates; partial output may be produced.

**User response:**

Specify a valid page number with the -f flag.

**0423-347**

The afpsplit program detected invalid input.

**Explanation:**

The **afpsplit** program requires AFP input. Each structured field must begin with a X'5A'.

**System action:**

The **afpsplit** program terminates; partial output may be produced.

**User response:**

Ensure that only valid AFP input files are supplied to afpsplit

**0423-348**

The afpsplit program could not obtain system memory required for processing.

**Explanation:**

The **afpsplit** program could not obtain required memory because a malloc system call failed.

**System action:**

The **afpsplit** program terminates; partial output may be produced.

**User response:**

Ensure that sufficient memory is available in the system.

## 0423-349

Usage: `afpsplit [-f<#>] [-p<#>] [-r#:#<,##,...>] [-fext <Formdef> [def] ] [-c <paths>] [-o <outfile>] [infile]`. `afpsplit` reads and writes AFP files only. `afpsplit` reads from `infile`, or `stdin` if an `infile` is not specified. `afpsplit` writes to `outfile`, or `stdout` if an `outfile` is not specified with the `-o` option. `afpsplit` error messages are written to `stderr`. `-fext` is used to specify an external formdef as source for the medium controls. In this case, the medium controls are read only from the specified formdef. Any medium controls invocation in the `InputFile` need to refer to a medium map defined in the external formdef. Any medium controls defined inline, in the input document inline resource group, are ignored. If the external Formdef is not located in the default system resources directory, use the `-c` flag for defining custom resource paths. `-def` flag is used to specify that the external formdef is a default formdef for the medium controls. In this case, the medium controls are first searched inline, in the input document inline resource group. If any medium maps are found, they are used in the output document. Any medium map invocation need to refer a medium map defined here. If no medium maps are found in the document resource group, then the search continues in the external formdef. The `-def` flag can only be used together with the `-fext` flag. Otherwise, no medium controls are applied to the output document, even if the input file contains medium maps. `-c` specifies custom paths to search for the external formdef. One or more paths can be specified. The `<paths>` have the following format: `path:path:path` for AIX and Linux, `path;path;path` for Windows. The `-c` flag can only be used together with the `-fext` flag. At least one path needs to be defined for `afpsplit` to search for it. If the `-fext` flag is not used, then the `-c` flag has no effect. If no formdef is found in any of the path supplied, an error is triggered. `-r#:#<,##,...>` is used to specify the page ranges that can be extracted from the input file, where the ranges syntax is `-rs1:e1,s2:e2...`, `is` is the start value and `ei` is the end value of the `i` interval. Up to 10 intervals can be specified with this parameter. If the `-fext` flag is used, then the start and end interval values might be modified internally by the medium controls. As a result, some pages can appear more than once in the MO:DCA-P output. The delimiter between start and end value is `'.'`. The delimiter between page ranges is `','`. If no start value is specified for an interval, the first page is considered as start value. If no end value is specified for an interval, `999999999` is considered as end value. There must be at least one valid interval for the `-r` flag to work properly. The intervals are sorted ascending internally. This flag cannot be used in combination with `-mm`, `-f`, and `-p` flags. `-f<#>` uses the forward space function, where `#` is the number of pages to forward space (0 to 999999999) from the beginning of the input file to start extracting the page or range of pages. To start extracting on page `n`, forward space `n-1` pages. If you do not specify the `-f` flag, the extraction starts at the beginning of the file. If you specify more than one `-f` flag, the last one you specify is used. `-p<#>` uses the page end function, where `#` is the number of pages to output before terminating (1 to 999999999). If you do not specify the `-p` flag, all pages from the forward space point to the end of the input file are included in the output file. If you specify more than one `-p` flag, the last one you specify is used.

### Explanation:

The `afpsplit` command must be in the format described in the usage message. An `afpsplit` command was entered that did not comply with this format.

### System action:

The `afpsplit` program terminates and no output is produced.

### User response:

Use the syntax shown in this message.

**0423-351**

The \_\_\_\_ field has an invalid value, \_\_\_\_, for an actual destination profile.

**Explanation:**

The field named in the message contains an invalid value for an actual destination profile.

**System action:**

The requested operation is not performed.

**User response:**

If this message was displayed when you were adding an actual destination, return to the InfoPrint Manager SMIT Add a Printer panel and supply a valid value for the field. If this message was displayed when you were viewing or changing the contents of an actual destination profile, the profile can no longer be used with InfoPrint Manager. You must remove the actual destination and then add it again to create an acceptable actual destination profile.

**0423-352**

MVS Download Object: \_\_\_\_ - MVS Download connection error - Server "bind", "listen", or "accept" failure.

**Explanation:**

A communications failure occurred.

**System action:**

This error causes a retry action to be taken by the client if RETRYNUM is set in the MVS routing control file. If RETRYNUM is not specified or exceeded, the client puts the file on hold in the MVS JES spool. When retry is attempted for the errors related to checkpoint/restart, MVS Download could restart from the beginning of a file to guarantee data integrity.

**User response:**

Make sure the communications controller between the MVS system and pSeries is online. If the error cannot be corrected or the error occurs again, use local problem-reporting procedures to report this message.

**0423-353**

MVS Download Object: \_\_\_\_ - The MVS Download server cannot allocate working storage to receive a file. errno=\_\_\_\_.

**Explanation:**

A system error has occurred.

**System action:**

This error causes a retry action to be taken by the client if RETRYNUM is set in the MVS routing control file. If RETRYNUM is not specified or exceeded, the client puts the file on hold in the MVS JES spool. When retry is attempted for the errors related to checkpoint/restart, MVS Download could restart from the beginning of a file to guarantee data integrity.

**User response:**

If the error cannot be corrected or the error occurs again, use local problem-reporting procedures to report this message.

**0423-354**

MVS Download Object: \_\_\_\_ - The MVS Download server cannot allocate working storage to receive a file. errno=\_\_\_\_.

**Explanation:**

A communications problem has occurred.

**System action:**

This error causes a retry action to be taken by the client if RETRYNUM is set in the MVS routing control file. If RETRYNUM is not specified or exceeded, the client puts the file on hold in the MVS JES spool. When retry is attempted for the errors related to checkpoint/restart, MVS Download could restart from the beginning of a file to guarantee data integrity.

**User response:**

If the error cannot be corrected or the error occurs again, use local problem-reporting procedures to report this message.

**0423-355**

MVS Download Object: \_\_\_\_ - MVS Download communication error - Server "receive" or "send" error.

**Explanation:**

A communications error has occurred..

**System action:**

This error causes a retry action to be taken by the client if RETRYNUM is set in the MVS routing control file. If RETRYNUM is not specified or exceeded, the client puts the file on hold in the MVS JES spool. When retry is attempted for the errors related to checkpoint/restart, MVS Download could restart from the beginning of a file to guarantee data integrity.

**User response:**

Make sure the communications controller between the MVS system and the client operating system is online.

**0423-357**

MVS Download Object: \_\_\_\_ - No file system is available for MVS Download processing.

**Explanation:**

There is no available free disk space in the file systems selected for use with MVS Download.

**System action:**

This error causes a retry action to be taken by the client if RETRYNUM is set in the MVS routing control file. If RETRYNUM is not specified or exceeded, the client puts the file on hold in the MVS JES spool. When retry is attempted for the errors related to checkpoint/restart, MVS Download could restart from the beginning of a file to guarantee data integrity.

**User response:**



Select file systems with reasonable available free space with which to start the MVS Download server.

### 0423-359

MVS Download Object: \_\_\_\_ - The MVS Download client sent an invalid buffer length (\_\_\_\_.) to the server.

#### Explanation:

An error occurred during MVS Download processing.

#### System action:

This error causes a retry action to be taken by the client if RETRYNUM is set in the MVS routing control file. If RETRYNUM is not specified or exceeded, the client puts the file on hold in the MVS JES spool. When retry is attempted for the errors related to checkpoint/restart, MVS Download could restart from the beginning of a file to guarantee data integrity.

#### User response:

If the error cannot be corrected or the error occurs again, use local problem-reporting procedures to report this message.

### 0423-360

MVS Download Object: \_\_\_\_ - MVS Download file transmission was cancelled by the client.

#### Explanation:

The message is informational.

#### System action:

MVS Download stops processing the file that was cancelled by the client.

#### User response:

No response is required.

### 0423-361

MVS Download Object: \_\_\_\_ - The MVS Download server encountered a \_\_\_\_ error when restarting from a checkpoint, errno=\_\_\_\_.

#### Explanation:

An MVS Download processing error occurred.

#### System action:

This error causes a retry action to be taken by the client if RETRYNUM is set in the MVS routing control file. If RETRYNUM is not specified or exceeded, the client puts the file on hold in the MVS JES spool. When retry is attempted for the errors related to checkpoint/restart, MVS Download could restart from the beginning of a file to guarantee data integrity.

#### User response:

If the error cannot be corrected or the error occurs again, use local problem-reporting procedures to report this message.

**0423-362**

MVS Download Object: \_\_\_\_ - The MVS Download server encountered a \_\_\_\_ error when checkpointing, errno=\_\_\_\_.

**Explanation:**

An MVS Download processing error occurred.

**System action:**

This error causes a retry action to be taken by the client if RETRYNUM is set in the MVS routing control file. If RETRYNUM is not specified or exceeded, the client puts the file on hold in the MVS JES spool. When retry is attempted for the errors related to checkpoint/restart, MVS Download could restart from the beginning of a file to guarantee data integrity.

**User response:**

If the error cannot be corrected or the error occurs again, use local problem-reporting procedures to report this message.

**0423-363**

MVS Download Object: \_\_\_\_ - The MVS Download server encountered an error when executing the exit routine, errno=\_\_\_\_.

**Explanation:**

The MVS Download server program could not run the exit routine.

**System action:**

None.

**User response:**

Ensure that the exit routine is installed in a directory within the system path and that the name specified with the -x flag of the MVS Download server invocation is correct. Check file system(s) to manually process the unprocessed received files that resulted from the failure of the MVS Download server to execute the exit routine.

**0423-364**

The InfoPrint Manager demonstration key is invalid or has expired.

**Explanation:**

The InfoPrint Manager program running on this machine is a demonstration version. The demonstration key is found in the file `/var/psf/demokey`. This file must contain exactly 28 lowercase alphabetic characters as supplied by InfoPrint Manager to the installer of InfoPrint Manager. In addition, each key has an encoded expiration date when it was created by InfoPrint Manager. Either the key file is invalid or the key has expired.

**System action:**

The InfoPrint Manager program ends.

**User response:**

To gather additional information, run the `/usr/lpp/psf/bin/checkpsfkey` program. Report this problem to your service representative.

**0423-366**

The output bin number \_\_\_\_\_, specified on the `pdpr` command, is not supported or not available.

**Explanation:**

An output bin number was specified on the `pdpr` print submission. This bin is not available.

**System action:**

InfoPrint Manager stops processing the file at the point of the error. If there are other documents in this print job, InfoPrint Manager resumes processing starting with the next document in the job; otherwise, InfoPrint Manager cancels the job.

**User response:**

Specify a different output bin on the `pdpr` command, or do not specify an output bin. If no output bin is specified, InfoPrint Manager will select an output bin.

**0423-367**

The actual destination does not support duplex printing with more than one page on a side of a sheet.

**Explanation:**

A FORMDEF specified duplexing, or duplexing was specified on the `pdpr` command, and the FORMDEF specified that more than one page should be printed on a sheet side. The actual destination will not duplex when more than one page is placed on a sheet side.

**System action:**

InfoPrint Manager stops processing the document at the point of the error. If there are other documents in this print job, InfoPrint Manager resumes processing starting with the next document in the job; otherwise, InfoPrint Manager cancels the job.

**User response:**

Do not specify duplexing, or choose a FORMDEF that specifies that only one page should be placed on a sheet side.

**0423-368**

The actual destination does not support explicit page placement.

**Explanation:**

A FORMDEF specified explicit page placement, but the the actual destination does not support explicit page placement.

**System action:**

InfoPrint Manager stops processing the document at the point of the error. If there are other documents in this print job, InfoPrint Manager resumes processing starting with the next document in the job; otherwise, InfoPrint Manager cancels the job.

**User response:**

Choose a FORMDEF that does not specify explicit page placement, or choose an actual destination that supports explicit page placement.

**0423-369**

InfoPrint Manager will not print the print job in simplex mode because explicit page placement was specified by the FORMDEF.

**Explanation:**

A FORMDEF specified explicit page placement, and also specified duplex printing. Simplexing was specified on the **pdpr** command, or the actual destination cannot duplex. Normally, InfoPrint Manager would print in simplex mode while simulating duplexing by performing 'functional duplexing'. However, InfoPrint Manager cannot perform functional duplexing when explicit page placement is specified.

**System action:**

InfoPrint Manager stops processing the document at the point of the error. If there are other files in this print job, InfoPrint Manager resumes processing starting with the next document in the job; otherwise, InfoPrint Manager cancels the job.

**User response:**

Choose a FORMDEF that does not specify explicit page placement, or choose an actual destination that can duplex, and make sure that simplexing is not specified on the pdpr command.

**0423-370**

InfoPrint Manager will not print the print job in simplex mode because duplexing was specified on the pdpr command.

**Explanation:**

Duplexing was specified on the **pdpr** command, but the actual destination can not duplex. Normally, InfoPrint Manager would print in simplex mode while simulating duplexing by performing 'functional duplexing'. However, InfoPrint Manager will not perform 'functional duplexing' when duplexing is specified on the pdpr command.

**System action:**

InfoPrint Manager stops processing the document at the point of the error. If there are other documents in this print job, InfoPrint Manager resumes processing starting with the next document in the job; otherwise, InfoPrint Manager cancels the job.

**User response:**

If simplex printing is acceptable, then submit the job for printing again, but do not specify duplexing on the pdpr command. If simplex printing is not acceptable, choose an actual destination that can duplex.

**0423-371**

InfoPrint Manager will not substitute another bin number for bin number \_\_\_\_ because Media Selection Format 1 was specified by the FORMDEF.

**Explanation:**

A FORMDEF specified a specific input bin number, and also specified Media Selection Format 1. The bin cannot be used. Normally, InfoPrint Manager would substitute another bin. However, InfoPrint Manager will not substitute another bin when Media Selection Format 1 is specified.

**System action:**

InfoPrint Manager stops processing the document at the point of the error. If there are other documents in this print job, InfoPrint Manager resumes processing starting with the next document in the job; otherwise, InfoPrint Manager cancels the job.

**User response:**

Choose a FORMDEF that specifies a different input bin, or choose a FORMDEF that does not specify Media Selection Format 1. If printing from a different input bin is not acceptable, then if possible, correct the problem that prevents InfoPrint Manager from using the original bin.

**0423-372**

InfoPrint Manager will not print the print job in simplex mode because Media Selection Format 1 was specified by the FORMDEF, and the manual-feed or envelope bin was specified by the FORMDEF.

**Explanation:**

A FORMDEF specified duplex printing, but simplexing was specified on the **pdpr** command, or the actual destination can not duplex. Normally, InfoPrint Manager would print in simplex mode while simulating duplexing by performing 'functional duplexing'. However, InfoPrint Manager will not perform functional duplexing when Media Selection Format 1 is specified, and the manual-feed or envelope bin is also specified.

**System action:**

InfoPrint Manager stops processing the document at the point of the of the error. If there are other documents in this print job, InfoPrint Manager resumes processing starting with the next document in the job; otherwise, InfoPrint Manager cancels the job.

**User response:**

If printing from a different input bin is acceptable, choose choose a FORMDEF that specifies a different input bin. If simplex printing is acceptable, choose a FORMDEF that specifies simplex printing.

**0423-373**

The actual destination does not report any available output bin.

**Explanation:**

The actual destination does not indicate that any output bin is available.

**System action:**

InfoPrint Manager stops processing the document at the point of the error. If there are other files in this print job, InfoPrint Manager resumes processing starting with the next document in the job; otherwise, InfoPrint Manager cancels the job.

**User response:**

Contact your system administrator.

**0423-374**

The actual destination does not report any available manual-feed bin. Media Selection Format 1 was specified, and an envelope bin was specified, by the FORMDEF.

**Explanation:**

A FORMDEF specified the manual-feed input bin, but the manual-feed input bin is not available.

**System action:**

InfoPrint Manager stops processing the document at the point of the error. If there are other files in this print job, InfoPrint Manager resumes processing starting with the next document in the job; otherwise, InfoPrint Manager cancels the job.

**User response:**

If printing from a different input bin is acceptable, choose a FORMDEF that specifies a different input bin. If printing from a different input bin is not acceptable, choose an actual destination with an operational envelope bin.

**0423-375**

The actual destination does not report any available manual-feed bin. Media Selection Format 1 was specified, and an envelope bin was specified, by the FORMDEF.

**Explanation:**

A FORMDEF specified the manual-feed input bin, but the manual-feed input bin is not available.

**System action:**

InfoPrint Manager stops processing the document at the point of the error. If there are other files in this print job, InfoPrint Manager resumes processing starting with the next document in the job; otherwise, InfoPrint Manager cancels the job.

**User response:**

If printing from a different input bin is acceptable, choose a FORMDEF that specifies a different input bin. If printing from a different input bin is not acceptable, choose an actual destination with an operational manual-feed bin.

**0423-376**

The actual destination does not support printing more than one page on a side of a sheet.

**Explanation:**

A FORMDEF specified that more than one page should be printed on a sheet side. The actual destination will not place more than one page on a sheet side.

**System action:**

InfoPrint Manager stops processing the document at the point of the error. If there are other files in this print job, InfoPrint Manager resumes processing starting with the next document in the job; otherwise, InfoPrint Manager cancels the job.

**User response:**

Choose a FORMDEF that specifies that only one page should be placed on a sheet side, or choose an actual destination that will place more than one page on a sheet side.

**0423-377**

The actual destination does not support page rotation.

**Explanation:**

A FORMDEF specified that a page should be rotated. The actual destination will not rotate pages.

**System action:**

InfoPrint Manager stops processing the document at the point of the error. If there are other files in this print job, InfoPrint Manager resumes processing starting with the next document in the job; otherwise, InfoPrint Manager cancels the job.

**User response:**

Choose a FORMDEF that does not specify page rotation, or choose an actual destination that will rotate pages.

**0423-379**

Output bin number \_\_\_\_, specified on the output-bin or output-bin-numbers attribute is not supported or not available.

**Explanation:**

An output bin number was specified on the **output-bin** or **output-bin-numbers** attribute. This bin is not available.

**System action:**

InfoPrint Manager stops processing the document at the point of the error. If there are other documents in this print job, InfoPrint Manager resumes processing starting with the next document in the job; otherwise, InfoPrint Manager cancels the job.

**User response:**

Specify a different output bin, or do not specify an output bin. InfoPrint Manager will select an output bin.

**0423-380**

A simplex Medium Map was specified, but at least one PGP repeating group specified that a page should be placed on the back of the sheet.

**Explanation:**

A FORMDEF specified simplex printing, but also specified that at least one page should be placed on the back of the sheet. This is not a valid FORMDEF, and cannot be used.

**System action:**

InfoPrint Manager stops processing the document at the point of the error. If there are other documents in this print job, InfoPrint Manager resumes processing, starting with the next document in the job; otherwise, InfoPrint Manager cancels the job.

**User response:**

Correct the FORMDEF, or choose a different FORMDEF.

**0423-381**

InfoPrint Manager cannot open the file "pif". The system return code is \_\_\_\_

**Explanation:**

InfoPrint Manager attempted to open the pif file in the actual destination queue directory, but could not.

**System action:**

Initialization of the actual destination queue fails, and the job is left in the queue.

**User response:**

The return code in the message is defined in the AIX `/usr/sys/include/errno.h` file. Determine the cause of the error and correct the problem.

**0423-382**

InfoPrint Manager cannot reinitialize the file "pif". The system return code is \_\_\_\_.

**Explanation:**

InfoPrint Manager closed the pif file, and attempted to reopen it in the actual destination queue directory, but could not.

**System action:**

Printing of the current job continues. However, InfoPrint Manager will not be able to honor any backspace or pause operator requests for this job.

**User response:**

The return code in the message is defined in the AIX `/usr/sys/include/errno.h` file. Determine the cause of the error and correct the problem.

**0423-383**

InfoPrint Manager cannot read the file "pif". The system return code is \_\_\_\_.

**Explanation:**

InfoPrint Manager attempted to read the pif file, but could not.

**System action:**

Printing of the current job continues. However, InfoPrint Manager will not complete any pending backspace or pause operator requests for this job.

**User response:**

The return code in the message is defined in the AIX `/usr/sys/include/errno.h` file. Determine the cause of the error and correct the problem. If necessary, stop the actual destination by using either the Disable Action icon from the GUI window or the **pdshuttdown** command. Then restart the actual destination by using either the Enable Action icon or the **pdenable** command.

**0423-384**

InfoPrint Manager cannot complete a pause or backspace)operator request because the pif file does not contain any processing information in it.

**Explanation:**

InfoPrint Manager attempted to read the pif file to obtain necessary processing information for the operator request, but determined that the pif file is empty.



**System action:**

InfoPrint Manager terminates its processing of any pending pause or backspace operator requests. Subsequent backspace or pause operator requests will be ignored.

**User response:**

The pif file may have been corrupted in the filesystem. Stop the actual destination by using either the Disable Action icon on the GUI window or the **pdshutdown** command. Then restart the actual destination by using either the Enable Action icon or the **pdenable** command. If the error persists, contact your service representative.

**0423-385**

InfoPrint Manager cannot complete a backspace operator request because the necessary processing information for the target backspace sheet is no longer available.

**Explanation:**

InfoPrint Manager attempted to locate the necessary backspace information in the pif file, but could not find it.

**System action:**

InfoPrint Manager terminates its processing of the pending backspace operator request.

**User response:**

If the print job is a large print job, InfoPrint Manager may have pruned the pif file because it grew to be too large in the filesystem. InfoPrint Manager issues message **0423-386** whenever it prunes the pif file because file space is constrained. If desired, increase the size of the filesystem, or redefine the maximum threshold value to a larger value.

**0423-386**

InfoPrint Manager cannot update the pif file because it is too large for the filesystem. Backspace and pause operator requests for this job may be ignored.

**Explanation:**

InfoPrint Manager attempted to update the pif file but could not. InfoPrint Manager resized the pif file to a size of 0, but still could not update the pif file.

**System action:**

Printing of the current job continues and subsequent backspace and pause requests for the current job are ignored.

**User response:**

The filespace threshold for the filesystem has been reached. Increase the size of the filesystem, or redefine the threshold value to a larger value.

**0423-387**

InfoPrint Manager cannot write to the file "pif". The system return code is \_\_\_\_.

**Explanation:**

InfoPrint Manager attempted to write to the pif file, but could not.

**System action:**

InfoPrint Manager terminates its processing of the pending backspace or pause operator requests. Subsequent backspace or pause operator requests for this job will be ignored.

**User response:**

The return code in the message is defined in the AIX `/usr/sys/include/errno.h` file. Determine the cause of the error and correct the problem. If necessary, stop the actual destination by using either the Disable Action icon from the Actions Area on the GUI window or the **pdshutdown** command. Then restart the actual destination by using either using the Enable Action icon or the **pdenable** command.

**0423-388**

InfoPrint Manager cannot open the file \_\_\_\_\_. The system return code is \_\_\_\_\_.

**Explanation:**

InfoPrint Manager attempted to open the specified jif filename but could not.

**System action:**

InfoPrint Manager terminates its processing of the pending pause request. If the job is being resumed, InfoPrint Manager terminates its processing of the resume function.

**User response:**

The return code in the message is defined in the AIX `/usr/sys/include/errno.h` file. Determine the cause of the error and correct the problem.

**0423-389**

InfoPrint Manager cannot open the `/var/psf/interrupt/interrupt.xref` file. The system return code is \_\_\_\_\_.

**Explanation:**

InfoPrint Manager attempted to open the file `/var/psf/interrupt/interrupt.xref` but could not.

**System action:**

The return code in the message is defined in the AIX `/usr/sys/include/errno.h` file. Determine the cause of the error and correct the problem..

**User response:**

InfoPrint Manager terminates its processing of the pending pause request. If the job is being resumed, InfoPrint Manager terminates its processing of the resume function.

**0423-390**

InfoPrint Manager cannot resume a paused job because the necessary job information file for the paused job cannot be found.

**Explanation:**

InfoPrint Manager attempted to locate the name of the paused job's job information file, but could not find it in the `/var/psf/interrupt/interrupt.xref` file.

**System action:**

InfoPrint Manager terminates processing of the resume function for this job.

**User response:**

Verify that the job was previously paused successfully. Examine the contents of the `interrupt.xref` file. If the filename of the job is found in the `interrupt.xref` file, the next entry in the `interrupt.xref` file will identify the name of the job information file corresponding to the paused job name. The job information file will have a suffix of `'jif'`. If no such entry follows the job filename in the `interrupt.xref` file, then the `interrupt.xref` file is corrupted. Do not write to the `interrupt.xref` file while InfoPrint Manager operator requests are issued. While operator requests are not being issued, remove the entry corresponding to the filename of the job that could not be resumed. If the error persists, contact your service representative.

**0423-391**

InfoPrint Manager cannot read the `/var/psf/interrupt/interrupt.xref` file. The system return code is \_\_\_\_.

**Explanation:**

InfoPrint Manager attempted to read the `/var/psf/interrupt/interrupt.xref` file, but could not.

**System action:**

InfoPrint Manager terminates its processing of a pending pause operator request. If the job is being resumed, InfoPrint Manager terminates its processing of the resume function.

**User response:**

The return code in the message is defined in the AIX `/usr/sys/include/errno.h` file. Determine the cause of the error and correct the problem. If necessary, stop the actual destination by using either the Disable Action icon from the GUI window or the **pdshutdown** command. Then restart the actual destination by using either the Enable Action icon or the **pdenable** command.

**0423-392**

InfoPrint Manager cannot open the temporary file `/var/psf/interrupt/interrupt.xref.bak`. The system return code is \_\_\_\_.

**Explanation:**

InfoPrint Manager attempted to open the file `/var/psf/interrupt.xref.bak`, but could not.

**System action:**

InfoPrint Manager terminates its processing of the resume function.

**User response:**

The return code in the message is defined in the AIX `/usr/sys/include/errno.h` file. Determine the cause of the error and correct the problem.

**0423-393**

InfoPrint Manager cannot write to the temporary file `/var/psf/interrupt/interrupt.xref.bak`. The system return code is \_\_\_\_.

**Explanation:**

InfoPrint Manager attempted to write to the `/var/psf/interrupt/interrupt.xref.bak` file, but could not.

**System action:**

InfoPrint Manager terminates its processing of the resume function.

**User response:**

The return code in the message is defined in the AIX `/usr/sys/include/errno.h` file. Determine the cause of the error and correct the problem. If necessary, stop the actual destination by using either the Disable Action icon from the GUI window or the **pdshutdown** command. Then restart the actual destination by using either the Enable Action icon or the **pdenable** command.

**0423-394**

InfoPrint Manager cannot write to the `/var/psf/interrupt/interrupt.xref` file. The system return code is \_\_\_\_.

**Explanation:**

InfoPrint Manager attempted to write to the `/var/psf/interrupt/interrupt.xref` file, but could not.

**System action:**

InfoPrint Manager terminates its processing of the resume function if the job is being resumed. Otherwise, InfoPrint Manager terminates its processing of the pending pause or backspace operator request.

**User response:**

The return code in the message is defined in the AIX `/usr/sys/include/errno.h` file. Determine the cause of the error and correct the problem. If necessary, stop the actual destination by using either the Disable Action icon from the GUI window or the **pdshutdown** command. Then restart the actual destination by using either the Enable Action icon or the **pdenable** command.

**0423-395**

InfoPrint Manager cannot read the temporary file `/var/psf/interrupt/interrupt.xref.bak`. The system return code is \_\_\_\_.

**Explanation:**

InfoPrint Manager attempted to read the `/var/psf/interrupt/interrupt.xref.bak` file, but could not.

**System action:**

InfoPrint Manager terminates its processing of the resume function.

**User response:**

The return code in the message is defined in the AIX `/usr/sys/include/errno.h` file. Determine the cause of the error and correct the problem. If necessary, stop the actual destination by using either the Disable Action icon from the GUI window or the **pdshutdown** command. Then restart the actual destination by using either the Enable Action icon or the **pdenable** command.

**0423-396**

InfoPrint Manager cannot write to the file \_\_\_\_\_. The system return code is \_\_\_\_\_.

**Explanation:**

InfoPrint Manager attempted to write to the specified jif file but could not.

**System action:**

InfoPrint Manager terminates its processing of the interrupt operator request.

**User response:**

The return code in the message is defined in the AIX `/usr/sys/include/errno.h` file. Determine the cause of the error and correct the problem. If necessary, stop the actual destination by using either the Disable Action icon from the GUI window, or the **pdshutdown** command. Then restart the actual destination by using either the Enable Action icon or the **pdenable** command.

**0423-397**

InfoPrint Manager cannot read the file \_\_\_\_\_. The system return code is \_\_\_\_\_.

**Explanation:**

InfoPrint Manager attempted to read to the file specified in the message, but could not.

**System action:**

InfoPrint Manager terminates its processing of the resume function.

**User response:**

The return code in the message is defined in the AIX `/usr/sys/include/errno.h` file. Determine the cause of the error and correct the problem. If necessary, stop the actual destination by using either the Disable Action icon from the GUI window, or the **pdshutdown** command. Then restart the actual destination by using either the Enable Action icon or the **pdenable** command.

**0423-398**

InfoPrint Manager cannot interpret data read from the `/var/psf/interrupt/interrupt.xref` file. The file may have been corrupted.

**Explanation:**

InfoPrint Manager read the `/var/psf/interrupt/interrupt.xref` file but did not recognize the data obtained from the file.

**System action:**

InfoPrint Manager terminates its processing of the resume function if the job is being resumed. Otherwise, InfoPrint Manager terminates its processing of the pending interrupt operator request.

**User response:**

The `/var/psf/interrupt/interrupt.xref` file is corrupted. Report this problem to your service representative.

**0423-399**

InfoPrint Manager cannot read the file \_\_\_\_\_. The system return code is \_\_\_\_\_.

**Explanation:**

InfoPrint Manager attempted to read the segment list file named in the message, but could not.

**System action:**

InfoPrint Manager terminates its processing the file or the operator request at the point of the error.

**User response:**

The return code in the message is defined in the AIX `/usr/sys/include/errno.h` file. Determine the cause of the error and correct the problem. If necessary, stop the actual destination by using either the Disable Action icon from the GUI window or the **pdshutdown** command. Then restart the actual destination by using either the Enable Action or the **pdenable** command.

**0423-400**

InfoPrint Manager cannot complete a backspace request because required print job data has been deleted to free up filespace in the filesystem.

**Explanation:**

One or more segment files in this segmented job has been deleted. These segment files are required to successfully complete the backspace request.

**System action:**

InfoPrint Manager terminates its processing of the pending backspace request

**User response:**

InfoPrint Manager deleted the print job data because it detected that filespace in the filesystem was approaching or had reached a maximum threshold. If necessary, increase the amount of space allotted for the filesystem.

**0423-401**

InfoPrint Manager cannot write to the file \_\_\_\_\_. The system return code is \_\_\_\_\_.

**Explanation:**

InfoPrint Manager attempted to write to the segment list file specified in the message, but could not.

**System action:**

InfoPrint Manager terminates its processing of the resume function if the job is being resumed. Otherwise, InfoPrint Manager terminates its processing of the pending pause or backspace operator request.

**User response:**

The return code in the message is defined in the AIX `/usr/include/sys/errno.h` file. Determine the cause of the error and correct the problem. If necessary, stop the actual destination by using either the Disable Action icon from the GUI window or the **pdshutdown** command. Then restart the actual destination by using either the Enable Action icon or the **pdenable** command.

**0423-402**

Job-related messages have been written to the Job Message Log.

**Explanation:**

InfoPrint Manager stored job-related messages in the Job Message Log. Job-related messages will be logged and not printed.

**System action:**

None.

**User response:**

See the Job Message Log for the job-related messages.

**0423-403**

InfoPrint Manager could not write the job-related messages into the Job Message Log.

**Explanation:**

InfoPrint Manager could not write the job related messages into the Job Message Log. These messages will be logged and not printed.

**System action:**

InfoPrint Manager issues additional messages to the error log to further describe the error.

**User response:**

Examine the error log for related messages and correct the problem.

**0423-404**

InfoPrint Manager could not write the job-related messages into the Job Message Log because of a previously reported error.

**Explanation:**

InfoPrint Manager could not write the job-related messages into the Job Message Log because of a previously reported error. The job-related messages will be logged and not printed..

**System action:**

InfoPrint Manager does not print the job related messages.

**User response:**

Examine the error log for previously reported errors regarding the Job Message Log.

**0423-406**

InfoPrint Manager is processing a backspace request.

**Explanation:**

InfoPrint Manager has received a backspace request and is processing it. Another message will be issued when the processing of the request is complete.

**System action:**

InfoPrint Manager processes the backspace request.

**User response:**

This is an informational message; no response is required.

### 0423-407

InfoPrint Manager is unable to perform the requested backspace operation because of an error.

#### Explanation:

InfoPrint Manager encountered an error which prevented it from performing the requested backspace operation. The error has been reported in the InfoPrint Manager error log.

#### System action:

InfoPrint Manager stops processing the backspace request and continues printing the current job.

#### User response:

Check the InfoPrint Manager error log to determine the specific error which prevented processing of the request.

### 0423-408

InfoPrint Manager has backspaced job ID \_\_\_\_ from side \_\_\_\_ to side \_\_\_\_.

#### Explanation:

InfoPrint Manager has processed the backspace request and is backspacing the specified job from the specified side number.

#### System action:

InfoPrint Manager continues to print the job from the specified side number.

#### User response:

This is an informational message; no response is required.

### 0423-409

InfoPrint Manager is processing a pause request.

#### Explanation:

InfoPrint Manager has received a pause request and is processing it. Another message will be issued when the processing of the request is complete.

#### System action:

InfoPrint Manager processes the pause request.

#### User response:

This is an informational message; no response is required.

### 0423-410

InfoPrint Manager is unable to perform the requested pause operation because of an error.

#### Explanation:

InfoPrint Manager encountered an error which prevented it from performing the requested pause operation. The error has been reported in the InfoPrint Manager error log.

#### System action:



InfoPrint Manager stops processing the pause request and continues printing the current job.

**User response:**

Check the InfoPrint Manager error log to determine the specific error which prevented processing of the request.

**0423-411**

InfoPrint Manager is ignoring the requested pause operation because the actual destination is already at a job boundary.

**Explanation:**

InfoPrint Manager has received a pause request, but there is no job to pause because the actual destination is already at a job boundary.

**System action:**

InfoPrint Manager ignores the pause request and continues printing the next job, if any.

**User response:**

If you still need to pause the actual destination, resend the pause request. Before sending the request, ensure that the job that you want to print next on the actual destination you are pausing has the lowest priority level of the jobs on the queue for that actual destination.

**0423-412**

InfoPrint Manager has paused job ID \_\_\_\_ at document page \_\_\_\_ of copy \_\_\_\_.

**Explanation:**

InfoPrint Manager has processed the pause request and has paused the specified job at the specified side number.

**System action:**

InfoPrint Manager has saved information about the paused job so that the job can be resumed later from the point of interruption. InfoPrint Manager continues with the next job in the queue..

**User response:**

This is an informational message; no response is required. You can resume the paused job by selecting the Resume Action icon on the GUI window.

**0423-413**

InfoPrint Manager cannot resume job ID \_\_\_\_\_. The job will print from the beginning.

**Explanation:**

InfoPrint Manager encountered an error which prevented it from resuming the specified job. The error has been reported in the InfoPrint Manager error log.

**System action:**

InfoPrint Manager prints the job from the beginning..

**User response:**

Check the InfoPrint Manager error log to determine the specific error which prevented resuming the job.

**0423-414**

InfoPrint Manager has resumed job ID \_\_\_\_ at document page \_\_\_\_ of copy \_\_\_\_.

**Explanation:**

InfoPrint Manager has resumed the specified job at the specified document page number. The job was resumed using the information that was saved at the time the job was paused.

**System action:**

InfoPrint Manager begins printing the job at the specified document page number. InfoPrint Manager deletes the saved pause information so the job cannot be resumed again without being interrupted again.

**User response:**

This is an informational message; no response is required.

**0423-415**

InfoPrint Manager cannot find job name \_\_\_\_ in the `/var/psf/interrupt/interrupt.xref` file.

**Explanation:**

InfoPrint Manager attempted to resume the job, but the specified job name did not exist in the `/var/psf/interrupt/interrupt.xref` file.

**System action:**

InfoPrint Manager ignores the resume request and prints the job from the beginning.

**User response:**

Most likely, the job cannot be resumed because it was not paused successfully or has already been resumed. Otherwise, if you have not manually edited the `/var/psf/interrupt/interrupt.xref` file, report this problem to your service representative.

**0423-416**

InfoPrint Manager cannot complete printing of job ID \_\_\_\_ because a segment file required for the job has been deleted.

**Explanation:**

InfoPrint Manager attempted to print the specified job, but one or more of the segment files containing the print data (in directory `/var/psf/segments`) have been deleted. InfoPrint Manager may have deleted the segment files because Input Manager needed room in its work area to continue creating segment files.

**System action:**

InfoPrint Manager terminates printing of the job, and continues with the next job, if any.

**User response:**

Use the InfoPrint Manager SMIT Miscellaneous Configuration panel to access the Customize Input Manager panel. From here, you can determine what path(s) Input Manager is using for its work

space. Either make more space available in that path, add another directory to the path, or increase the percentage of Input Manager work area reserved for retained jobs.

### 0423-417

The output bin value of \_\_\_\_ specified for this print job is not valid.

#### Explanation:

Valid output bin values are in the range of 1 to 65535. The output bin value was not within this range.

#### System action:

InfoPrint Manager ignores the specified value and uses the output bin value specified in the actual destination profile.

#### User response:

Check the printed output to determine if it is acceptable. If it is not acceptable and printing from a different bin is required, enter a valid value for the required bin number, and send the print job again.

### 0423-420

The value of \_\_\_\_ specified for the x-image-shift is not valid.

#### Explanation:

The **x-image-shift** value is specified in millimeters and must be in the range -577.991 to 577.973 (approximately).

#### System action:

InfoPrint Manager ignores the **x-image-shift** specified and uses the equivalent offset value contained in the form definition associated with the print job.

#### User response:

Check the printed output to determine if it is acceptable. If it is not acceptable and printing from a different **x-image-shift** is required, enter a valid **x-image-shift** value and send the print job again.

### 0423-421

The value of \_\_\_\_ specified for the y-image-shift is not valid.

#### Explanation:

The **y-image-shift** value is specified in millimeters and must be in the range -577.991 to 577.973 (approximately).

#### System action:

InfoPrint Manager ignores the **y-image-shift** specified and uses the equivalent offset value contained in the form definition associated with the print job.

#### User response:

Check the printed output to determine if it is acceptable. If it is not acceptable and printing from a different **y-image-shift** is required, enter a valid **y-image-shift** value and send the print job again.

**0423-422**

InfoPrint Manager could not write the job-related messages into the Job Message Log because the maximum size for the Job Message Log has been reached, and wrapping of the Job Message Log was not enabled.

**Explanation:**

InfoPrint Manager could not write the job-related messages into the Job Message Log because the maximum size for the Job Message Log was reached. Wrapping of the Job Message Log is not enabled. The job-related messages will be logged and not printed.

**System action:**

InfoPrint Manager does not print the job-related messages and disables further use of the Job Message Log for the print queue.

**User response:**

Enable the wrap option for the Job Message Log.

**0423-423**

where: Name=Value have the following defaults:

**Explanation:**

Second part of three, for extended help when typing `jsprof -h`

**System action:**

None.

**User response:**

None.

**0423-424**

Usage: `segprof [[`

**Explanation:**

Usage statement for `segprof`. This command is not documented as an InfoPrint Manager feature and is subject to change.

```
segprof [[ [-f ] | (cancel job) [-i] | (show job status) [-o] | (delete retained jobs)
[-p] | (clean up leftover segments) [-u] | (display usage statement) [-v] | (display
contents of a segment list) [-x] | (delete job regardless of status) ] <filename(s)>]
```

**System action:**

Usage statement for `segprof`. This command is not documented as a InfoPrint Manager feature and is subject to change.

**User response:**

None.

**0423-425**

InfoPrint Manager cannot open file \_\_\_\_\_, which is a segment list file created by Input Manager.

**Explanation:**

The segment list file named in the message does not exist. Usually this is because InfoPrint Manager finished processing the job and Input Manager deleted the segment list file. However, the file could have been deleted accidentally by a user with write access to the file. Another possibility is that the permissions on the `/usr/lpp/psf/bin/segprof` file are not `-r-sr-sr-x` or the owner/group of that file is not root/printq.

**System action:**

The requested operation is not performed.

**User response:**

Back out of the current panel and request a list of jobs for the operation again. If the same job appears in the list again and the same error occurs when the action is performed, the segment list file has probably been deleted. The operation can no longer be performed on that job.

**0423-426**

File \_\_\_\_\_ does not have the correct format for a segment list.

**Explanation:**

The file you selected for the operation is not a valid segment list file.

**System action:**

The requested operation is not performed.

**User response:**

Back out of the current panel and request a list of jobs for the operation again. The job that caused the error should not appear in the list. If it does, use AIX commands to delete the file. If the error occurs again, use local problem-reporting procedures to report this message.

**0423-428**

InfoPrint Manager cannot complete your request for job \_\_\_\_\_ because the segment list cannot be updated.

**Explanation:**

When you attempt to resume, cancel, rerun, move, or pause the input for a job, InfoPrint Manager must update information in the segment list file for the job. InfoPrint Manager was unable to perform the update for the job you selected.

**System action:**

The requested operation is not performed.

**User response:**

Back out of the current panel and request a list of jobs for the operation again. If the same job appears in the list again and the same error occurs when the action is performed, use local problem-reporting procedures to report this message.

**0423-430**

You are not authorized to cancel jobs.

**Explanation:**

Your user ID is not authorized to cancel jobs. Authorization is granted by having execute authority on the file `/var/psf/seglist/auth/cancel`.

**System action:**

The job is not cancelled.

**User response:**

Your system support group can give you authority by modifying the access control list for the file `/var/psf/seglist/auth/cancel`. For more information, see the *Using InfoPrint Manager for Production Printing* publication.

**0423-433**

InfoPrint Manager cannot delete the retained job \_\_\_\_ because it is no longer in retained state.

**Explanation:**

Between the time that you displayed the list of retained jobs that could be deleted and the time that you selected a job, the state of the job you selected changed from retained to something else. Another user could have requested that the job be cancelled or rerun.

**System action:**

The retained job is not deleted.

**User response:**

Back out of the current panel and request a list of jobs for the operation again. The job that caused the error should not appear in the list. If it does, use local problem-reporting procedures to report this message.

**0423-434**

InfoPrint Manager cannot read Input Manager's work area path from the Input Manager customization file.

**Explanation:**

InfoPrint Manager cannot read the path specified as the Path used for work area on the SMIT Customizing the Input Manager panel. Perhaps no value was supplied for this option on that panel.

**System action:**

The Clean up operation is not performed.

**User response:**

Have your system support group enter a valid path in the Path used for work area field on the SMIT Customize InfoPrint Manager Input Manager panel.

**0423-440**

Your cancel request for job \_\_\_\_ was submitted successfully.

**Explanation:**

This message is displayed when a request has been submitted successfully but no immediate feedback is available on the final success of the request.

**System action:**

Your request will be processed and additional messages will be issued indicating whether the request failed or succeeded.

**User response:**

This is an informational message; no response is required.

**0423-443**

Your delete request for job \_\_\_\_ was submitted successfully.

**Explanation:**

This message is displayed when a request has been submitted successfully but no immediate feedback is available on the final success of the request.

**System action:**

Your request will be processed and additional messages will be issued indicating whether the request failed or succeeded.

**User response:**

This is an informational message; no response is required.

**0423-444**

InfoPrint Manager submitted your request for job \_\_\_\_ even though errors were encountered.

**Explanation:**

Processing continued on your request to resume or cancel a job despite errors that were reported previously.

**System action:**

See the other messages issued prior to this one to determine what action the system took.

**User response:**

See the user response for the other messages issued prior to this one to determine what action to take.

**0423-445**

Segment files have been successfully cleaned up.

**Explanation:**

The Cleanup request completed successfully.

**System action:**

None.

**User response:**

This is an informational message; no response is required.

### 0423-447

An error occurred while opening a file, popen errno=\_\_\_\_\_.

#### Explanation:

The segprof program is unable to complete normal processing because of an error executing a **popen( )** subroutine. The **popen( )** subroutine call failed with **errno** indicated.

#### System action:

The requested operation is not performed.

#### User response:

Enter the man **popen** command to determine what action to take for the **errno** value shown in the message.

### 0423-448

Insufficient memory is available to perform your request.

#### Explanation:

InfoPrint Manager was unable to allocate sufficient memory to perform your request.

#### System action:

The requested operation is not performed.

#### User response:

Close some of the applications running on the system or add more memory to the pSeries.

### 0423-450

\_\_\_\_\_ fields marked by asterisk must be present.

#### Explanation:

Third part of three, for extended help when typing **jsprof-h**

#### System action:

None.

#### User response:

None.

### 0423-451

The \_\_\_\_\_ keyword has an invalid value, \_\_\_\_\_, in a job script.

#### Explanation:

The job script keyword named in the message has an invalid value.

#### System action:

InfoPrint Manager checks the rest of the job script for errors and then stops processing.



**User response:**

You can edit the job script file directly to correct the error.

**0423-452**

The job script contains an invalid keyword, \_\_\_\_.

**Explanation:**

The keyword named in the message is not a valid keyword in an InfoPrint Manager job script.

**System action:**

InfoPrint Manager checks the rest of the job script for errors and then stops processing.

**User response:**

If you used an editor to create the job script, correct the keyword name in the job script file. If you used the InfoPrint Manager SMIT panels to create the job script, use local problem-reporting procedures to report this message.

**0423-453**

Keyword \_\_\_\_ in the job script is missing an equals sign.

**Explanation:**

The job script contains an entry for the keyword named in the message, but no equals sign follows the keyword. Keywords and values must be separated with an equals sign in job scripts.

**System action:**

InfoPrint Manager checks the rest of the job script for errors and then stops processing.

**User response:**

If you used an editor to create the job script, add the equals sign after the keyword name in the job script file. If you used the InfoPrint Manager SMIT panels to create the job script, use local problem-reporting procedures to report this message.

**0423-454**

Required keyword \_\_\_\_ was not found in the job script.

**Explanation:**

The job script does not have an entry for the required keyword named in the message.

**System action:**

InfoPrint Manager checks the rest of the job script for errors and then stops processing.

**User response:**

You can edit the job script file directly to correct the error.

**0423-455**

Insufficient memory is available to perform your request.

**Explanation:**

InfoPrint Manager was unable to allocate sufficient memory to perform your request.

**System action:**

The requested operation is not performed.

**User response:**

Close some of the applications running on the system or add more memory to the pSeries.

**0423-456**

The InfoPrint Manager SMIT code passed an invalid keyword, \_\_\_\_\_, to jsprof.

**Explanation:**

The keyword specified in with the -F flag to the jsprof program is not valid. This is an error in the InfoPrint Manager SMIT code.

**System action:**

The requested operation is not performed.

**User response:**

Use local problem-reporting procedures to report this message.

**0423-457**

InfoPrint Manager cannot read job script file \_\_\_\_\_.js.

**Explanation:**

Either InfoPrint Manager could not open the job script file named in the message or the job script file contains errors. If job script file contains errors, InfoPrint Manager issued messages prior to this one describing those errors.

**System action:**

The requested operation is not performed.

**User response:**

Ensure that the job script file you specified exists and that you have read permission for the file. Use the information provided in previously issued messages to correct any errors in the job script.

**0423-458**

InfoPrint Manager cannot write to job script file \_\_\_\_\_, fopen errno=\_\_\_\_\_.

**Explanation:**

The job script file named in the message cannot be opened for writing. The **fopen( )** subroutine call failed with errno indicated.

**System action:**

The requested operation is not performed.

**User response:**

Enter the **man fopen** command to determine what action to take for the **errno** value shown in the message.

## 0423-459

Usage: .mkprof [-h] | [Name=Value...] | [[-F Name1: . . . :NameN | -v] [printer.profile]]

### Explanation:

This command is not documented as an InfoPrint Manager feature and is subject to change.

Where:

#### -h

Display the 'Name=' portion of valid Name=Value pairs along with an asterisk next to required pairs.

#### Name=Value...

These are the name and value pairs that make up an actual destination profile.

#### -F Name1: . . . :NameN

Formats output for use in SMIT stanzas.

#### -v

View actual destination profile.

#### printer.profile

Name of an actual destination profile with the .profile extension.

### System action:

None.

### User response:

None.

## 0423-460

where: Name=Value have the following defaults:.

### Explanation:

Second of three parts to the extended usage message.

### System action:

None.

### User response:

None.

## 0423-461

\_\_\_\_\_ fields marked by asterisk must be present.

### Explanation:

Third part of three, for extended help when typing **mkprof -h**.

**System action:**

None.

**User response:**

None.

**0423-462**

InfoPrint Manager encountered an internal error. Field \_\_\_\_ contained an invalid default value \_\_\_\_ in an actual destination profile.

**Explanation:**

The default values in a code module are invalid.

**System action:**

The requested operation is not performed.

**User response:**

Use local problem-reporting procedures to report this message.

**0423-464**

InfoPrint Manager encountered an internal error. An invalid field, \_\_\_\_, was found in an actual destination profile.

**Explanation:**

The **mkprof** program discovered a field that it did not recognize in an actual destination profile. The fields are created by the InfoPrint Manager SMIT code.

**System action:**

The requested operation is not performed.

**User response:**

Use local problem-reporting procedures to report this message.

**0423-465**

InfoPrint Manager encountered an internal error. A field, \_\_\_\_, is missing an equals sign in an actual destination profile.

**Explanation:**

InfoPrint Manager encountered an internal error. A field, ' ', is missing an equals sign in an actual destination profile..

**System action:**

The requested operation is not performed.

**User response:**

Use local problem-reporting procedures to report this message.

**0423-466**

InfoPrint Manager encountered an internal error. A required field, \_\_\_\_\_, is missing from an actual destination profile.

**Explanation:**

The **mkprof** program discovered a required field was not present in an actual destination profile. The fields are created by the InfoPrint Manager SMIT code.

**System action:**

The requested operation is not performed.

**User response:**

Use local problem-reporting procedures to report this message.

**0423-467**

Insufficient memory is available to perform your request.

**Explanation:**

InfoPrint Manager was unable to allocate sufficient memory to perform your request.

**System action:**

The requested operation is not performed.

**User response:**

Close some of the applications running on the system or add more memory to the pSeries.

**0423-468**

The InfoPrint Manager SMIT code passed an invalid field, \_\_\_\_\_, to **mkprof**.

**Explanation:**

The field specified in with the **-F** flag to the **mkprof** program is not valid. This is an error in the InfoPrint Manager SMIT code.

**System action:**

The requested operation is not performed.

**User response:**

Use local problem-reporting procedures to report this message.

**0423-469**

InfoPrint Manager encountered an internal error. A value \_\_\_\_\_ is invalid in an actual destination profile.

**Explanation:**

The field named in the message contains an invalid value in an actual destination profile.

**System action:**

The requested operation is not performed.

**User response:**

The profile can no longer be used with InfoPrint Manager. You must remove the actual destination and then add it again to create an acceptable actual destination profile.

**0423-470**

InfoPrint Manager cannot read actual destination profile \_\_\_\_.

**Explanation:**

The actual destination profile file named in the message could not be opened for reading.

**System action:**

The requested operation is not performed.

**User response:**

Ensure that the file exists and the user has read permission for the file. If those conditions are met, you may need to remove the actual destination and then add it again to create an acceptable actual destination profile.

**0423-471**

InfoPrint cannot open printer profile \_\_\_\_.

**Explanation:**

The printer profile file could not be opened for reading.

**System action:**

The requested operation is not performed.

**User response:**

Ensure that the file exists and the user has read permission for the file. If those conditions are met, you might need to remove the actual destination and then add it again to create an acceptable actual destination profile.

**0423-472**

The InfoPrint Manager SMIT code passed a PrinterName value that is greater than \_\_\_\_ characters long to mkprof.

**Explanation:**

The value specified for the PrinterName field is more than 8 characters long. This is an error in the InfoPrint Manager SMIT code.

**System action:**

The requested operation is not performed.

**User response:**

Use local problem-reporting procedures to report this message.

**0423-473**

Input Manager cannot open the job script named \_\_\_\_\_.

**Explanation:**

The job script named in the message was supplied on a **psfin** command. The job script either does not exist or you do not have read permission for the job script.

**System action:**

The **psfin** program terminates without processing any jobs.

**User response:**

Check that the job script exists and file permissions are set so that you can read the job script.

**0423-474**

Input Manager encountered an error while processing the job script.

**Explanation:**

The job script cannot be processed because of an error reported previously.

**System action:**

The **psfin** program terminates without processing any jobs.

**User response:**

Correct the error in the job script and submit the job again.

**0423-475**

Input Manager could not open the job script, open errno=\_\_\_\_\_.

**Explanation:**

Input Manager was unable to open the job script file. The **open( )** subroutine call failed with **errno** indicated.

**System action:**

The **psfin** program terminates without processing any jobs.

**User response:**

Enter the **man open** command to determine what action to take for the **errno** value shown in the message. If the error cannot be corrected or the error occurs again, use local problem-reporting procedures to report this message.

**0423-477**

The job script does not name any input files.

**Explanation:**

You submitted a print job with a job script that specifies file or tape input, but no file names are specified.

**System action:**

The **psfin** program terminates without processing any jobs.

**User response:**

If you are using the InfoPrint Manager SMIT panels, specify the names of the files you want to print in the Names of files to be submitted in the job field.

**0423-478**

Input Manager could not find any of the input files named in the server attributes file. The input files do not exist or you do not have read permission for them.

**Explanation:**

The job script specifies input files, but the files could not be found on the system where the **pdpr** program is running.

**System action:**

The **psfin** program terminates without processing any jobs.

**User response:**

Make sure the files specified for the job exist and are accessible on the system where the **pdpr** program is running. Check that the file permissions are set so that you have read permission for the files. Specify the files in either the Name of the InfoPrint Manager Attribute File field on the SMIT Submit an InfoPrint Manager Job panel or on the **-X** option of the **pdpr** command.

**0423-479**

Input Manager could not find server attribute file \_\_\_\_\_ to process file \_\_\_\_.

**Explanation:**

A server attribute file to process a file was not found. The server attribute file that was used to submit the print job specified the name of another server attribute file to be used for one or more input files. The server attribute named inside the originally submitted job script could not be found.

**System action:**

The program stops processing the file on which this error occurred. Any files processed by this program prior to this file are not affected. The program does not process any more files.

**User response:**

Ensure that any server attribute files named in either the Name of the InfoPrint Manager Attribute File field on the SMIT Submit an InfoPrint Manager Job field or the **-X** option on the **pdpr** command exist.

**0423-480**

Skipping to next file.

**Explanation:**

The server attribute file submitted with the print job specifies a wild card character in the **-X** option on the **pdpr** command, which names the input files for the job. When Input Manager resolves the wild card character, it assumes the character represents the first or last character in the file name. No matches were found for the file name pattern resolved from the wild card specification.



**System action:**

The program skips the file specified with this error and continues processing with any additional files specified in this server attribute file.

**User response:**

If you are missing output from some files, submit the job again, specifying the input file names explicitly. If you are using the InfoPrint Manager SMIT panels, specify the file names in the Names of files to be submitted in the job field. If you are using the **-X** option on the **pdpr** command, specify the file names there.

**0423-481**

Input Manager is processing file \_\_\_\_ with job script \_\_\_\_\_.

**Explanation:**

This status information informs the submitter which job script is being used to process a file.

**System action:**

The **psfin** program continues processing the file.

**User response:**

This is an informational message; no response is required.

**0423-482**

Input Manager could not open file \_\_\_\_, open errno=\_\_\_\_\_.

**Explanation:**

Input Manager was unable to open an input file. The **open( )** subroutine call failed with **errno** indicated.

**System action:**

The **psfin** program stops processing the file on which this error occurred. Any files processed by **psfin** prior to this file are not affected. **psfin** does not process any more files in the job script.

**User response:**

Enter the man open command to determine what action to take for the **errno** value shown in the message. If the error cannot be corrected or the error occurs again, use local problem-reporting procedures to report this message.

**0423-483**

Input Manager processing for file \_\_\_\_ is complete.

**Explanation:**

All processing for an input file has been completed and the segment list file for the job has been placed on a print queue.

**System action:**

The **psfin** program continues processing with the next file.

**User response:**

This is an informational message; no response is required.

#### 0423-484

Input Manager has completed processing for the job script.

##### **Explanation:**

Input Manager has completed its processing of the job script.

##### **System action:**

The instance of the **psfin** program created to process this job script closes.

##### **User response:**

This is an informational message; no response is required.

#### 0423-486

Invalid sequence number \_\_\_\_ detected. The sequence number for the last volume read and processed was \_\_\_\_\_. Load the volume with sequence number \_\_\_\_ into tape drive \_\_\_\_\_. Waiting for tape drive \_\_\_\_\_ to be made ready.

##### **Explanation:**

The tape that is labeled in the drive indicated in the message does not have the sequence number that Input Manager expected. Most probably, the wrong tape was loaded in the tape drive.

##### **System action:**

The **psfin** program waits until the user loads another volume and makes the tape drive ready. Then the program checks the new volume for the correct sequence number.

##### **User response:**

Locate and load the correct volume. The correct volume will have a sequence number one greater than the last volume processed. After you load the volume, make sure the tape drive is in the ready state.

#### 0423-487

Input Manager could not find job script "\_\_\_\_\_" to process file #\_\_\_\_ named \_\_\_\_\_.

##### **Explanation:**

A job script to process a file was not found. The job script that was used to submit the print job specified the name of another job script to be used for one or more input files. The job script named inside the originally submitted job script could not be found.

##### **System action:**

The **psfin** program stops processing the file on which this error occurred. Any files processed by **psfin** prior to this file are not affected. **psfin** does not process any more files in the job script.

##### **User response:**

If you are using the InfoPrint Manager SMIT panels, ensure that any job scripts named in the Names of files to be submitted in the job field exist. If you are using a job script with the **psfin** command, ensure that any job scripts named with the **i\_FileNames** keyword exist.

**0423-488**

Skipping files #\_\_\_\_ (header label), #\_\_\_\_ (data file named \_\_\_\_ ) and #\_\_\_\_ (trailer label).

**Explanation:**

The job script used to submit the job does not specify the next data file on the tape as part of the print job. This data file, its header label file, and its trailer label file are being skipped.

**System action:**

The **psfin** program skips over the indicated files and continues processing with the next file.

**User response:**

If you wanted this file to be printed, specify it in the list of files to be submitted in the job using the InfoPrint Manager SMIT panels or the **i\_FileNames** keyword in the job script.

**0423-489**

Input Manager is processing file #\_\_\_\_ (named \_\_\_\_ ) with job script \_\_\_\_\_.

**Explanation:**

This status information informs the submitter which job script is being used to process a file.

**System action:**

The **psfin** program continues processing the file.

**User response:**

This is an informational message; no response is required.

**0423-490**

Input Manager is advancing the tape to the next set of header labels.

**Explanation:**

A user cancelled the job that was being read from the tape. The **psfin** program is skipping over the rest of the cancelled data file and its corresponding trailer label.

**System action:**

The **psfin** program skips over the cancelled data file and its corresponding trailer label. The **psfin** program continues processing with the next file

**User response:**

This is an informational message; no response is required.

**0423-491**

Input Manager encountered an error while reading a trailer label, read errno=\_\_\_\_\_.

**Explanation:**

Input Manager was unable to read the trailer label from a tape. The **read( )** subroutine call failed with **errno** indicated..

**System action:**

The **psfin** program cancels the job on which this error occurred. Any files processed by **psfin** prior to this file are not affected. **psfin** does not process any more files in the job script.

**User response:**

Enter the man read command to determine what action to take for the **errno** value shown in the message. The trailer label may not exist, or the tape may have been created incorrectly. Correct the tape and submit the job again.

**0423-492**

The number of blocks read in does not match the block count in the trailer label. Blocks read in: \_\_\_\_.  
Block count in trailer label: \_\_\_\_

**Explanation:**

Input Manager was processing data from a tape with IBM standard labels in the fixed block or variable block format. The number of blocks specified in the trailer label did not match the number of blocks Input Manager read.

**System action:**

The **psfin** program cancels the job on which this error occurred. Any files processed by **psfin** prior to this file are not affected. **psfin** does not process any more files in the job script.

**User response:**

Examine the output, if any, and determine if it is acceptable. Determine why there was a mismatch between the blocks on the tape and the block count in the trailer labels. The tape was probably created incorrectly. Correct the tape and submit the job again.

**0423-493**

Input Manager processing for file #\_\_\_\_ (named \_\_\_\_ ) is complete.

**Explanation:**

All processing for an input file has been completed and the segment list file for the job has been placed on a print queue.

**System action:**

The **psfin** program continues processing with the next file.

**User response:**

This is an informational message; no response is required.

**0423-494**

Load the next tape in the sequence into tape drive \_\_\_\_\_. Waiting for tape drive \_\_\_\_\_ to be made ready.

**Explanation:**

Input Manager is waiting for you to load the next tape in a sequence of tapes for the job. After you load the tape, make sure the tape drive is ready.

**System action:**

The **psfin** program waits until the user loads another volume and makes the tape drive ready. Then the program checks the new volume for the correct sequence number.

**User response:**

Locate and load the correct volume. The correct volume will have a sequence number one greater than the last volume processed. After you load the volume, make sure the tape drive is in the ready state.

**0423-495**

Input Manager could not find job script " \_\_\_\_\_ " to process file #\_\_\_\_..

**Explanation:**

A job script to process a file was not found. The job script that was used to submit the print job specified the name of another job script to be used for one or more input files. The job script named inside the originally submitted job script could not be found.

**System action:**

The **psfin** program stops processing the file on which this error occurred. Any files processed by **psfin** prior to this file are not affected. **psfin** does not process any more files in the job script.

**User response:**

If you are using the InfoPrint Manager SMIT panels, ensure that any job scripts named in the Names of files to be submitted in the job field exist. If you are using a job script with the **psfin** command, ensure that any job scripts named with the **i\_FileNames** keyword exist.

**0423-496**

Input Manager is processing file #\_\_\_\_ with job script \_\_\_\_\_.

**Explanation:**

This status information informs the submitter which job script is being used to process a file.

**System action:**

The **psfin** program continues processing the file.

**User response:**

This is an informational message; no response is required.

**0423-497**

Input Manager processing for file #\_\_\_\_ is complete.

**Explanation:**

All processing for an input file has been completed and the segment list file for the job has been placed on a print queue..

**System action:**

The **psfin** program continues processing with the next file..

**User response:**

This is an informational message; no response is required.

**0423-498**

Input Manager is skipping file #\_\_\_\_\_.

**Explanation:**

The job script used to submit the job does not specify the next data file on the tape as part of the print job. This data file is being skipped.

**System action:**

The **psfin** program skips over the indicated file and continues processing with the next file

**User response:**

If you wanted this file to be printed, specify it in the list of files to be submitted in the job using the InfoPrint Manager SMIT panels or the **i\_FileNames** keyword in the job script

**0423-499**

Input Manager is advancing the tape to the next file..

**Explanation:**

A user cancelled the job that was being read from the tape. The **psfin** program is skipping over the rest of the cancelled data file..

**System action:**

The **psfin** program skips over the cancelled data file and continues processing with the next file.

**User response:**

This is an informational message; no response is required.

**0423-500**

Input Manager encountered an error while attempting to create a pipe, pipe errno=\_\_\_\_\_.

**Explanation:**

Input Manager was unable to create a communications pipe. The **pipe( )** subroutine call failed with **errno** indicated.

**System action:**

The **psfin** program stops processing the file on which this error occurred and cancels the job, if one was created. Any files specified in the job script prior to this file will be processed normally. Any files specified in the job script following this file will not be processed.

**User response:**

Enter the **man pipe** command to determine what action to take for the **errno** value shown in the message. If the error cannot be corrected or the error occurs again, use local problem-reporting procedures to report this message.

**0423-501**

Input Manager encountered an error while attempting to create segment list \_\_\_\_\_.

**Explanation:**

Input Manager was unable to create a segment list file because the **fopen ( )** or **fclose( )** subroutine call on this segment list file name failed.

**System action:**

The **psfin** program cancels the job on which this error occurred. Any files processed by **psfin** prior to this file are not affected. **psfin** does not process any more files in the job script.

**User response:**

Enter the **man fopen** and **man fclose** commands to determine what action to take for the error.

**0423-502**

Input Manager encountered an error while attempting to write the header for segment list \_\_\_\_.

**Explanation:**

Input Manager was unable to write the header for this segment list file because the **fwrite ( )** subroutine call on this segment list file name failed.

**System action:**

The **psfin** program cancels the job on which this error occurred. Any files processed by **psfin** prior to this file are not affected. **psfin** does not process any more files in the job script.

**User response:**

Enter the **man fwrite** command to determine what action to take for the error.

**0423-503**

InfoPrint Manager could not map the font character set FGID, GCSGID, width, vertical size combination to a font character set name.

**Explanation:**

InfoPrint Manager attempted to map a resident font character set to a font character set name, using information in the CHARSET.GRD mapping file. The CHARSET.GRD file did not contain a font character set name for the resident font character set.

**System action:**

InfoPrint Manager will attempt to complete processing of the font reference.

**User response:**

This message will be accompanied by other messages that will indicate why InfoPrint Manager could not process the MCF font reference successfully. Read all of the messages to determine how to change the MCF structured field or font mapping files so that the font reference can be processed successfully.

**0423-504**

Input Manager encountered an error while attempting to load program \_\_\_\_, **execv** errno = \_\_\_\_

**Explanation:**

Input Manager was unable to load its segmenter program, an InfoPrint Manager transform program, a user exit program, or the InfoPrint Manager **segprof** program. The **execv( )** subroutine call failed with **errno** indicated.

**System action:**

The **psfin** program cancels the job on which this error occurred. Any files processed by **psfin** prior to this file are not affected. **psfin** does not process any more files in the job script.

**User response:**

Enter the **man execv** command to determine what action to take for the **errno** value shown in the message. Some possible sources of error are:

- The **seg**, **segprof**, or InfoPrint Manager transform program has been moved from the `/usr/lpp/psf/bin` directory.
- **psfin** could not find the user exit program specified in the job script.
- The permissions and ownership of the named program are incorrect.
- The system does not have enough memory to execute the named program.

**0423-505**

Input Manager cannot process either a pause or cancel request at this time.

**Explanation:**

Input Manager has read in all the data for a job. You cannot interrupt or cancel the job at this point.

**System action:**

Input Manager ignores the interrupt or cancel request and continues processing the job.

**User response:**

If you need to cancel the job, hold down the Ctrl key and press the 'C' key to stop Input Manager. After pressing Ctrl-C, cancel the job.

**0423-506**

InfoPrint Manager could not map the code page name \_\_\_\_ to a CPGID, GCSGID combination.

**Explanation:**

InfoPrint Manager attempted to map a code page name to a resident code page, using the information in the `CPGID.GRD` mapping file. The `CODEPAGE.GRD` file did not contain a resident code page ID for the code page name.

**System action:**

InfoPrint Manager will attempt to complete processing of the font reference.

**User response:**

This message will be accompanied by other messages that will indicate why InfoPrint Manager could not process the MCF font reference successfully. Read all of the messages to determine how to change the MCF structured field or font mapping files so that the font reference can be processed successfully.

**0423-507**

Tape drive \_\_\_\_ is in use.

**Explanation:**



Input Manager attempted to read data from the tape drive named in the message, but that tape drive is being used.

**System action:**

If this error occurs when Input Manager starts processing a job script, the **psfin** program terminates without processing any jobs. If this error occurs after Input Manager has already begun processing a job script, Input Manager attempts to access the tape drive again after you respond to another Input Manager message requesting that you ensure that the correct tape is loaded in the drive and that the tape drive is ready.

**User response:**

If Input Manager did not process the job script, submit the job again when the tape drive is available.

**0423-508**

Tape drive \_\_\_\_ is not ready.

**Explanation:**

Input Manager attempted to read data from the tape drive named in the message, but that tape drive is not ready.

**System action:**

If this error occurs when Input Manager starts processing a job script, the **psfin** program terminates without processing any jobs. If this error occurs after Input Manager has already begun processing a job script, Input Manager attempts to access the tape drive again after you respond to another Input Manager message requesting that you ensure that the correct tape is loaded in the drive and that the tape drive is ready.

**User response:**

If Input Manager did not process the job script, ensure that the tape drive is ready and submit the job again.

**0423-509**

Input Manager cannot find tape drive \_\_\_\_.

**Explanation:**

Input Manager attempted to read data from the tape drive named in the message, but the attempt failed because the tape drive is not defined to AIX.

**System action:**

If this error occurs when Input Manager starts processing a job script, the **psfin** program terminates without processing any jobs. If this error occurs after Input Manager has already begun processing a job script, Input Manager attempts to access the tape drive again after you respond to another Input Manager message requesting that you ensure that the correct tape is loaded in the drive and that the tape drive is ready.

**User response:**

Ensure that you have specified a valid tape drive name in the job script or with the **psfin** command. If the tape drive name appears valid, determine why the system cannot locate the tape drive. If the

error cannot be corrected or the error occurs again, use local problem-reporting procedures to report this message.

### 0423-510

Input Manager encountered an error while opening tape drive \_\_\_\_, open errno=\_\_\_\_.

#### Explanation:

Input Manager was unable to open the tape drive specified in the job script or on the **psfin** command. The **open( )** subroutine call on this tape drive failed with the **errno** indicated.

#### System action:

If this error occurs when Input Manager starts processing a job script, the **psfin** program terminates without processing any jobs. If this error occurs after Input Manager has already begun processing a job script, Input Manager attempts to access the tape drive again after you respond to another Input Manager message requesting that you ensure that the correct tape is loaded in the drive and that the tape drive is ready.

#### User response:

Enter the **man open** command to determine what action to take for the **errno** value shown in the message. If the error cannot be corrected or the error occurs again, use local problem-reporting procedures to report this message.

### 0423-511

Input Manager encountered an error while setting the block size on tape drive \_\_\_\_, ioctl errno=\_\_\_\_.

#### Explanation:

Input Manager was unable to set the block size for the tape drive specified in the job script or on the **psfin** command. The **ioctl( )** subroutine call on this tape drive failed with **errno** indicated.

#### System action:

The **psfin** program stops processing the file on which this error occurred and cancels the job for the file if one was created. Any files processed by **psfin** prior to this file are not affected. **psfin** does not process any more files in the job script.

#### User response:

Enter the **man ioctl** command to determine what action to take for the **errno** value shown in the message. If the error cannot be corrected or the error occurs again, use local problem-reporting procedures to report this message.

### 0423-512

InfoPrint Manager cannot open the segment list file named \_\_\_\_.

#### Explanation:

InfoPrint Manager cannot open the segment list file named in the message because a **malloc( )** or **fopen( )** subroutine call failed.

#### System action:

The **psfin** program cancels the job on which this error occurred. Any files processed by **psfin** prior to this file are not affected. **psfin** does not process any more files in the job script.

**User response:**

Ensure that the segment list file named in the message exists in the `/var/psf/seglist` directory and that you have read and write permissions for the file. Enter the **man fopen** and **man malloc** commands to determine why each of those commands may have failed. If the error cannot be corrected or the error occurs again, use local problem-reporting procedures to report this message.

**0423-515**

The object x or y origin \_\_\_\_\_, or \_\_\_\_\_ is out of range.

**Explanation:**

Both the X and Y coordinates of the page segment or object specified on the IPS, IOB or PPO structured field must be in the range of 0 - 32767. An IPS, IOB or PPO structured field was specified with an origin valued outside this range.

**System action:**

InfoPrint Manager stops processing the file at the point of the error. If there are other files in this print job, InfoPrint Manager resumes processing starting with the next file in the job; otherwise, InfoPrint Manager cancels the job.

**User response:**

Correct the print file and submit the print job again.

**0423-517**

The HDR2 label on the tape contains an unsupported value (\_\_\_\_\_) in the Job/Job Step Identification field for a tape with UNKNOWN format

**Explanation:**

Tapes using the JES2 spool offload format have a format of UNKNOWN in the header label. The tape Input Manager was processing was identified as UNKNOWN, but the Job/Job Step Identification field in the HDR2 label does not contain the valid value (JES2) for a JES2 spool offload tape.

**System action:**

The **psfin** program stops processing the file on which this error occurred. Any files processed by **psfin** prior to this file are not affected. **psfin** does not process any more files in the job script.

**User response:**

Ensure that the correct tape is loaded in the tape drive. If the tape is in JES2 spool offload format, recreate the tape with the Job/Job Step Identification field set to JES2. If the tape is not in JES2 spool offload format, change the value of the **i\_Format** keyword in the job script to `passthrough` and provide a user exit program to read the data from the tape. Supply the name of the user exit program in the **i\_Exit** keyword in the job script.

**0423-518**

The format value (\_\_\_\_\_) in the header label is not supported by Input Manager.

**Explanation:**

The format in the header label is not a supported format. InfoPrint Manager Input Manager supports IBM Fixed block, IBM Variable block, and UNKNOWN (used for JES2 spool offload)

**System action:**

The **psfin** program stops processing the file on which this error occurred. Any files processed by **psfin** prior to this file are not affected. **psfin** does not process any more files in the job script.

**User response:**

Ensure that the correct tape is loaded in the tape drive. If the correct tape is loaded, change the value of the **i\_Format** keyword in the job script to a value supported by Input Manager. If the tape you want to process does not use one of those formats, specify **Passthrough** for the **i\_Format** keyword and provide a user exit program to read the data from the tape. Supply the name of the user exit program in the **i\_Exit** keyword in the job script.

**0423-521**

Input Manager detected that the \_\_\_\_ program terminated abnormally. The low-order 8 bits of the return code are \_\_\_\_.

**Explanation:**

A process started by the **psfin** program terminated abnormally. The name of the process is included in the message. The low-order 8 bits of the return code from the terminated process are included in the message.

**System action:**

The **psfin** program cancels the job on which this error occurred. Any files processed by **psfin** prior to this file are not affected. **psfin** does not process any more files in the job script.

**User response:**

If the process that terminated is an InfoPrint Manager transform program or the Input Manager **seg** program, consult the messages issued by those programs to determine the cause of the error. If the process that terminated is a user exit program, contact the author of the user exit program to report the error. If the error cannot be corrected or the error occurs again, use local problem-reporting procedures to report this message.

**0423-522**

Input Manager detected that the \_\_\_\_ program was unexpectedly terminated by signal #\_\_\_\_.

**Explanation:**

A process started by the **psfin** program unexpectedly terminated because it received the signal specified in the message. The name of the process is included in the message.

**System action:**

The **psfin** program cancels the job on which this error occurred. Any files processed by **psfin** prior to this file are not affected. **psfin** does not process any more files in the job script.

**User response:**

Use the information in the `/usr/include/sys/signal.h` file to find out more about the signal named in the message. If the process that terminated is an InfoPrint Manager transform program or the Input Manager **seg** program, consult the messages issued by those programs to determine the cause of the error. If the process that terminated is an InfoPrint Manager transform program, you can try executing the transform program using its command interface (without submitting a print job) to receive more information about the cause of the error. If the process that terminated is a user exit

program, contact the author of the user exit program to report the error. If the error cannot be corrected or the error occurs again, use local problem-reporting procedures to report this message.

### 0423-523

Input Manager is rewinding the tape..

#### Explanation:

The job script used for this job specified `i_RewindBefore=yes`, so Input Manager is rewinding the tape before attempting to read any data from it.

#### System action:

Input Manager rewinds the tape before performing any operations.

#### User response:

No response is necessary.

### 0423-524

A rewind failure occurred on tape drive \_\_\_\_\_, `ioctl errno=_____`.

#### Explanation:

Input Manager was attempting to rewind the tape, as instructed by the job script, but an error occurred. The `ioctl( )` subroutine call on this tape drive failed with **errno** indicated.

#### System action:

The **psfin** program stops processing the file on which this error occurred and cancels the job for the file if one was created. Any files processed by **psfin** prior to this file are not affected. **psfin** does not process any more files in the job script.

#### User response:

Enter the **man ioctl** command to determine what action to take for the **errno** value shown in the message. If the error cannot be corrected or the error occurs again, use local problem-reporting procedures to report this message.

### 0423-525

An attempt to rewind and unload a tape from tape drive \_\_\_\_\_ failed, `ioctl errno=_____`.

#### Explanation:

Input Manager was attempting to rewind and unload the tape, as instructed by the job script, but an error occurred. The `ioctl ( )` subroutine call on this tape drive failed with **errno** indicated.

#### System action:

The **psfin** program stops processing the file on which this error occurred and cancels the job for the file if one was created. Any files processed by **psfin** prior to this file are not affected. **psfin** does not process any more files in the job script.

#### User response:

Enter the **man ioctl** command to determine what action to take for the **errno** value shown in the message. If the error cannot be corrected or the error occurs again, use local problem-reporting procedures to report this message.

**0423-526**

InfoPrint Manager could not map the font character set name \_\_\_\_\_ to a resident font character set ID.

**Explanation:**

InfoPrint Manager attempted to map a font character set name to a resident font character set, using the information in the CHARSET.GRD mapping file. The CHARSET.GRD file did not contain a resident font character set ID for the font character set name.

**System action:**

InfoPrint Manager will attempt to complete processing of the font reference.

**User response:**

This message will be accompanied by other messages that will indicate why InfoPrint Manager could not process the MCF font reference successfully. Read all of the messages to determine how to change the MCF structured field or font mapping files so that the font reference can be processed successfully.

**0423-527**

Load the tape with serial number \_\_\_\_\_ into tape drive \_\_\_\_\_ and press Enter when the tape drive is ready.

**Explanation:**

You requested that Input Manager resume processing a job that had been interrupted. To resume the job, you need to load the tape described in the message in the tape drive named in the message.

**System action:**

The **psfin** program waits for the Enter key to be pressed.

**User response:**

Load the tape described in the message into the tape drive named in the message. When you press the Enter key, processing of the job will resume.

**0423-528**

Load the tape containing the interrupted job into tape drive \_\_\_\_\_ and press Enter when the tape drive is ready.

**Explanation:**

You requested that Input Manager resume processing a job that had been interrupted. To resume the job, you need to load the tape containing the data for the interrupted job in the tape drive named in the message.

**System action:**

The **psfin** program waits for the Enter key to be pressed.

**User response:**

Load the tape for the interrupted job into the tape drive named in the message. When you press the Enter key, processing of the job will resume.

**0423-529**

Input Manager was expecting an IBM standard labeled tape, but a VOL1 header label was not found on the tape.

**Explanation:**

When you resume or cancel an interrupted job, Input Manager rewinds the tape and reads the VOL1 header label to determine if the correct tape is loaded in the tape drive. After rewinding the tape, Input Manager did not find a VOL1 header label on the tape.

**System action:**

Input Manager attempts to resume the interrupted job after you respond to another Input Manager message requesting that you ensure that the correct tape is loaded in the drive and that the tape drive is ready.

**User response:**

Ensure that the correct tape is loaded in the tape drive before responding to the next Input Manager message.

**0423-530**

The wrong tape is loaded in the tape drive. The serial number of the tape in the tape drive is \_\_\_\_\_. Input Manager was expecting a tape with a serial number of \_\_\_\_\_.

**Explanation:**

When you resume or cancel an interrupted job, Input Manager rewinds the tape and reads the VOL1 header label to determine if the correct tape is loaded in the tape drive. After rewinding the tape and reading the VOL1 header label, Input Manager determined that the serial number of the tape loaded in the tape drive does not match the serial number of the tape that was loaded when the job was interrupted.

**System action:**

Input Manager attempts to resume the interrupted job after you respond to another Input Manager message requesting that you ensure that the correct tape is loaded in the drive and that the tape drive is ready.

**User response:**

Ensure that the correct tape is loaded in the tape drive before responding to the next Input Manager message.

**0423-531**

Input Manager is repositioning the tape to the file for the interrupted job.

**Explanation:**

When you resume an interrupted job, Input Manager repositions the tape to the file for the interrupted job. When you cancel an interrupted job, Input Manager repositions the tape to the point of interruption and then advanced to the next file on the tape that is specified in the job script.

**System action:**

When the repositioning is complete, Input Manager will attempt to resume processing the appropriate job.

**User response:**

No response is necessary.

**0423-532**

Input Manager is advancing the tape to the block on the tape where the job was interrupted.

**Explanation:**

When you resume an interrupted job, Input Manager repositions the tape to the file for the interrupted job. Input Manager has located the file and is now advancing to the block in the file where the job was interrupted.

**System action:**

When the repositioning is complete, Input Manager will attempt to resume processing the interrupted job.

**User response:**

No response is necessary.

**0423-534**

Input Manager encountered an error while attempting to read the header for segment list \_\_\_\_.

**Explanation:**

Input Manager was unable to read the header for this segment list file because the header was not in the correct format or insufficient memory was available.

**System action:**

The **psfin** program cancels the job on which this error occurred. Any files processed by **psfin** prior to this file are not affected. **psfin** does not process any more files in the job script.

**User response:**

Determine why the header for the segment list was incorrect or use the **man malloc** command to determine why insufficient memory was available for the **psfin** process. If the error cannot be corrected or the error occurs again, use local problem-reporting procedures to report this message.

**0423-535**

Input Manager has received a request to cancel a job.

**Explanation:**

Input Manager received a request to cancel a job.

**System action:**

The **psfin** program will stop processing the specified job only if the cancel request was received before input processing for the job was completed.

**User response:**

Wait for another message from Input Manager indicating whether the cancellation was successful or not.



**0423-536**

Input Manager cancelled the job.

**Explanation:**

Input Manager received a cancel request and has successfully cancelled the specified job.

**System action:**

The **psfin** program will continue processing the job script to determine if any additional input files were specified for processing.

**User response:**

No response is necessary.

**0423-537**

Input Manager processing continues with the next file specified in the job script.

**Explanation:**

After an interrupted job is cancelled, Input Manager processes any additional files specified in the job script named on the **psfin** command. For file input, the next file processed is the next file specified with the **i\_FileNames** keyword in the job script. For tape input, the next file processed is the next file on the tape that was specified with the **i\_FileNames** keyword.

**System action:**

Input Manager repositions the job to the start of the interrupted file, advances to the end of the interrupted file, and resumes its processing as instructed by the job script.

**User response:**

If you want to stop all processing for the tape currently loaded in the tape drive, cancel each job as Input Manager creates it.

**0423-538**

Input Manager is trying to resume the job again.

**Explanation:**

After the first attempt to resume the job failed, Input Manager is trying to resume the job again.

**System action:**

Input Manager attempts to resume the job.

**User response:**

Wait for another message from Input Manager indicating whether the resume request was successful or not.

**0423-539**

Input Manager has resumed the job.

**Explanation:**

Input Manager has successfully repositioned the tape to the point where the job was interrupted and is processing the job again.

**System action:**

The **psfin** program continues processing the job from the point of interruption.

**User response:**

No response is necessary.

**0423-540**

Input Manager cannot interrupt the job because it was already interrupted.

**Explanation:**

Input Manager received a request to interrupt the current job, but that job is already interrupted.

**System action:**

The **psfin** program ignores the interrupt request.

**User response:**

Someone else may have interrupted the job before you did. If you think the job should have a status other than Interrupted, use local problem-reporting procedures to report this message.

**0423-541**

Input Manager has received a request to interrupt the current job.

**Explanation:**

Input Manager received a request to interrupt the job that is currently being processed.

**System action:**

The **psfin** program records information about where its processing was interrupted so that the job can be resumed.

**User response:**

Wait for another message from Input Manager indicating whether the interrupt request was processed successfully or not.

**0423-542**

Input Manager has interrupted the job it was processing.

**Explanation:**

Input Manager received an interrupt request and has successfully interrupted the job it was processing.

**System action:**

Input Manager waits for a resume or cancel request for the interrupted job.

**User response:**

You can now use the input device that you interrupted to start another job. You can cancel or resume the interrupted job using the InfoPrint Manager SMIT Work with Jobs menu.

### 0423-543

Input Manager cannot resume the job because it is not interrupted.

#### **Explanation:**

Input Manager received a request to resume a job, but that job does not have a status of Interrupted.

#### **System action:**

The **psfin** program ignores the interrupt request.

#### **User response:**

Someone else may have resumed the job before you did. If you think the job should have a status of Interrupted, use local problem-reporting procedures to report this message.

### 0423-544

Input Manager has received a request to resume an interrupted job

#### **Explanation:**

Input Manager received a request to resume an interrupted job.

#### **System action:**

The **psfin** program attempts to resume processing at the point where the job was interrupted.

#### **User response:**

Wait for another message from Input Manager indicating whether the resume request was processed successfully or not.

### 0423-545

Input Manager was instructed to look for an interrupt, resume, or cancel request for job \_\_\_\_\_, but none was found.

#### **Explanation:**

InfoPrint Manager uses AIX signals to communicate job management requests to Input Manager. Input Manager received a signal, but no interrupt, resume, or cancel request was found.

#### **System action:**

The signal is ignored.

#### **User response:**

If the error cannot be corrected or the error occurs again, use local problem-reporting procedures to report this message.

### 0423-546

Input Manager encountered an error while reading file \_\_\_\_\_, read errno=\_\_\_\_\_.

**Explanation:**

Input Manager was unable to read data from the file specified in the message. The **read( )** subroutine call on this file failed with the **errno** indicated.

**System action:**

The **psfin** program cancels the job on which this error occurred. Any files processed by **psfin** prior to this file are not affected. **psfin** does not process any more files in the job script.

**User response:**

Enter the **man read** command to determine what action to take for the **errno** value shown in the message. If the error cannot be corrected or the error occurs again, use local problem-reporting procedures to report this message.

**0423-547**

Input Manager detected an invalid record in AFP data.

**Explanation:**

The job script specified when this job was submitted specified a data type of AFPDS or MODCAP. The format of these files requires a 2-byte Length field followed by a data record whose length is the same as that specified in the Length field and where the first byte of data is a X'5A' character. Input Manager did not find the X'5A' character after the Length field. Possible causes of this error are:

- The file containing the data stream was not edited correctly, and structured field information might have been deleted or modified to include unrecognizable data.
- The file containing the data stream was not downloaded correctly from a host system (AFP files must be downloaded as binary files or translation errors occur).
- The application that produced the data stream might be in error.
- The wrong data type was specified for the input file.

See the 'MO:DCA Reference' for further information about the format of AFP structured fields.

**System action:**

The **psfin** program cancels the job on which this error occurred. Any files processed by **psfin** prior to this file are not affected. **psfin** does not process any more files in the job script.

**User response:**

If the input file does not contain an AFP data stream, change the data type specification and submit the job again. If the input file does contain AFP data, correct the process used to create or transfer the file and submit the job again.

**0423-548**

Input Manager encountered an error while writing to a pipe. \_\_\_\_ of \_\_\_\_ bytes were successfully written, write errno=\_\_\_\_.

**Explanation:**

Input Manager was unable to complete writing data to its **Segmenter** program, an InfoPrint Manager transform program, or the Input Manager user exit. The **write( )** subroutine call on this file failed with the **errno** indicated.

**System action:**

The **psfin** program cancels the job on which this error occurred. Any files processed by **psfin** prior to this file are not affected. **psfin** does not process any more files in the job script.

**User response:**

Enter the **man write** command to determine what action to take for the **errno** value shown in the message. If the error cannot be corrected or the error occurs again, use local problem-reporting procedures to report this message.

**0423-550**

Input Manager encountered an error while opening a process, `popen errno=_____`.

**Explanation:**

Input Manager was unable to open a process to get a list of files. The **popen( )** subroutine call failed with **errno** indicated.

**System action:**

The **psfin** program terminates without processing any jobs.

**User response:**

Ensure that the `/etc/environment` file does not contain any blank lines or invalid entries. Enter the **man fork** and **man pipe** commands to determine what action to take for the **errno** value shown in the message. If the error cannot be corrected or the error occurs again, use local problem-reporting procedures to report this message.

**0423-551**

Input Manager could not find the file named \_\_\_\_\_.

**Explanation:**

Input Manager could not find the input file named in the message, which was specified with the **i\_FileNames** keyword in a job script. If the file named in the message contains a wild card character, Input Manager executed an AIX **ls** command with that string and no file names matching that pattern were found. Wild card characters can only be used in the **i\_FileNames** keyword to substitute for the first and last character position of a file name.

**System action:**

The **psfin** program terminates without processing any jobs.

**User response:**

Ensure that the file exists and that you have write permission for it. If necessary, change the wild card specification in the **i\_FileNames** keyword in the job script.

**0423-552**

Input Manager encountered an error, `fgets errno=_____`.

**Explanation:**

Input Manager was unable to read the results of an `ls` command. The **fgets( )** subroutine call failed with **errno** indicated.

**System action:**

The **psfin** program terminates without processing any jobs.

**User response:**

Enter the **man fgets** command to determine what action to take for the **errno** value shown in the message. If the error cannot be corrected or the error occurs again, use local problem-reporting procedures to report this message.

**0423-553**

InfoPrint Manager could not map the code page CPGID, GCSGID combination \_\_\_\_, \_\_\_\_ to a code page name.

**Explanation:**

InfoPrint Manager attempted to map a resident code page to a code page name, using the information in the CPGID.GRD mapping file. The CPGID.GRD file did not contain a code page name for the resident code page.

**System action:**

InfoPrint Manager will attempt to complete processing of the font reference.

**User response:**

This message will be accompanied by other messages that will indicate why InfoPrint Manager could not process the MCF font reference successfully. Read all of the messages to determine how to change the MCF structured field or font mapping files so that the font reference can be processed successfully.

**0423-554**

\*\* Press 'c' to continue, 'n' to load \*\* next volume, or 'q' to quit. \*\* Then press the Enter key.

**Explanation:**

Input Manager has detected a tape mark while reading data from tape.

**System action:**

Input Manager waits for a response.

**User response:**

Type **c** to request that Input Manager continue with the same tape, **n** to indicate that you want to load a new volume, or **q** to indicate that you want to stop processing the tape.

**0423-555**

Input Manager encountered an error which should cancel the job, but Input Manager was unable to change the input status of the job to Cancelled in the segment list file.

**Explanation:**

An error occurred which caused Input Manager to attempt to change the input status for the current job to Cancelled. Input Manager was unable to change the status in the segment list file for the job because the segment list file is not in the correct format.

**System action:**

Input Manager attempts an alternate method to cancel the job.

**User response:**

Use the information provided in previous Input Manager messages to correct the error that caused Input Manager to attempt to cancel the job.

**0423-556**

Input Manager encountered an error which should cancel the job, but Input Manager was unable to open the segment list file to change the input status to Cancelled.

**Explanation:**

An error occurred which caused Input Manager to attempt to change the input status for the current job to Cancelled. Input Manager was unable to change the status in the segment list file for the job because an open failure occurred.

**System action:**

Input Manager attempts an alternate method to cancel the job.

**User response:**

Use the information provided in previous Input Manager messages to correct the error that caused Input Manager to attempt to cancel the job.

**0423-557**

Input Manager is attempting to cancel job \_\_\_\_.

**Explanation:**

An error occurred which caused Input Manager to attempt to change the input status for the current job to Cancelled. Input Manager is now attempting to change the print status to Cancelled.

**System action:**

Input Manager attempts to cancel the job.

**User response:**

Use the information provided in previous Input Manager messages to correct the error that caused Input Manager to attempt to cancel the job.

**0423-558**

The Include Page Overlay (IPO) overlay origin \_\_\_\_, \_\_\_\_ is not valid.

**Explanation:**

Both the X and Y coordinates of the overlay origin specified on the IPO structured field must be in the range of 0 - 32767. An IPO was specified with an origin value outside of this range.

**System action:**

InfoPrint Manager stops processing the file at the point of the error. If there are other files in this print job, InfoPrint Manager resumes processing starting with the next file in the job; otherwise, InfoPrint Manager cancels the job.

**User response:**

Correct the overlay origin on the IPO structured field.

**0423-560**

An invalid value was supplied for the segment file size. The value must be between 1 and 102400.

**Explanation:**

The requested segment file size was invalid. This value was requested either by specification of a **s\_SegSize** job script keyword or by specification of a **s\_SegmentSize** in the `/var/psf/js/system.option` file. Valid values are from 1 to 102400 Kbytes. The field on the SMIT Submit an InfoPrint Manager Job panels that corresponds to the job script keyword is named Size of the AFP segment file created by InfoPrint Manager. The field on the SMIT Customize the Input Manager panel that corresponds to the Input Manager configuration file is named Default Segment File Size (K Bytes).

**System action:**

The print job is cancelled because of this error and the **psfin** program terminates.

**User response:**

Edit the job script to provide a valid value for the keyword.

**0423-561**

Usage: `seg seg [-c <COM setup overrides job script >][-d <job script file descriptor >][-f <segment list file name >][-h <header labels file descriptor >][-j <job script name >][-q <print queue overrides job script >][-s <segment size (Kbytes) >][-t <trailer labels file descriptor >][-?]`

**Explanation:**

This message should not be displayed if the **psfin** program is invoked with the **-s** flag. This is not a documented command and is not meant to be invoked by anyone or any program other than **psfin**. This command syntax is subject to change.

The command flags are used as follows:

**-c <COM setup overrides job script >**

Specified if (`psfin -s -c setupfile`)

**-d <job script file descriptor >**

Specified if (`psfin -d -s`)

**-f <segment list file name >**

Always specified if (`psfin -s`)

**-h <header labels file descriptor >**

Sometimes specified if (`psfin -s`)

**-j <job script name >**

Always specified if (`psfin -s`)

**-q <print queue overrides job script >**

Specified if (`psfin -s -q queuename`)

**-s <segment size (Kbytes) >**

Sometimes specified if (`s_SegSize=` and `psfin -s`)



**-t < trailer labels file descriptor >**

Sometimes specified if (psfin -s)

**-?**

Displays this usage message

**System action:**

The program reports message without further action.

**User response:**

None.

**0423-562**

The job cannot be submitted because no print queue was specified.

**Explanation:**

A print queue must be specified when a job is submitted. A queue name was not specified in the job script with the **-p** option on the **pdpr** command.

**System action:**

The print job is cancelled because of this error and the print job ends.

**User response:**

Submit the job again, ensuring that a print queue is specified.

**0423-563**

InfoPrint Manager cannot read the header of segment list file \_\_\_\_.

**Explanation:**

The header of the segment list could not be read because either the size of the header was incorrect or insufficient memory was available. The size of the header can change with corrective service to InfoPrint Manager.

**System action:**

The print job is cancelled because of this error and the **psfin** program terminates.

**User response:**

If corrective service was recently applied to InfoPrint Manager, ensure that the installation of that service completed normally. If that is not the problem, determine if sufficient memory is available to the **seg** program. If the error cannot be corrected or the error occurs again, use local problem-reporting procedures to report this message.

**0423-564**

An error occurred while opening segment file \_\_\_\_, fopen errno=\_\_.

**Explanation:**

The **seg** program is unable to complete normal processing because of an error executing a **fopen( )** subroutine. The **fopen( )** subroutine call failed with **errno** indicated.

**System action:**

The print job is cancelled because of this error and the **psfin** program terminates.

**User response:**

Enter the **man fopen** command to determine what action to take for the **errno** value shown in the message.

**0423-565**

The job has been placed on a print queue successfully.

**Explanation:**

InfoPrint Manager Input Manager has successfully enqueued the segment list for the job. Input Manager enqueues the segment list after the first segment file is written, so additional segment files may remain to be created..

**System action:**

Input Manager processing of the job continues.

**User response:**

This is an informational message; no response is required.

**0423-566**

A MODCA structured field does not have a carriage control character of X'5A'. The error occurred at byte number \_\_\_\_ in the data stream.

**Explanation:**

MODCA structured fields can optionally be identified with a carriage control character value of X'5A'. InfoPrint Manager Input Manager requires the X'5A' carriage control character, but one was not found at the location indicated in the message. You may have specified the wrong data type or tape format when you submitted the job.

**System action:**

The print job is cancelled because of this error and the **psfin** program terminates.

**User response:**

Ensure that you specified the correct value for the type of data in the print file and the tape format, if the input file was read from tape. Determine if the structured field causing the error is in the input file or in a resource referenced by the input file. If the error is in the input file and the file provided to Input Manager was not MODCA or AFP data stream, the error resulted from an internal error in the InfoPrint Manager transform program that produced the MODCA output. If the error is in a MODCA or AFP data stream input file, the method used to produce the input file caused the error. If the error is in a resource, the method used to produce the resource caused the error. If the source of the error may be an InfoPrint Manager transform program, use local problem-reporting procedures to report this message. If the source of the error is not InfoPrint Manager, try creating the input file or resource again and submit the job again. If the error cannot be corrected or the error occurs again, use local problem-reporting procedures to report this message.

**0423-567**

InfoPrint Manager Input Manager attempted to enqueue the segment list file with the command \_\_\_\_\_. The enq command failed.

**Explanation:**

The enq command issued by Input Manager to submit the print job failed. The command is shown in the message. The enq command issued a previous message indicating the cause of the failure.

**System action:**

The print job is cancelled because of this error and the psfin program terminates.

**User response:**

Follow the information provided by the message issued by the enq command to determine the cause of the problem.

**0423-568**

An error occurred while opening a file, popen errno=\_\_\_\_\_.

**Explanation:**

The **seg** program is unable to complete normal processing because of an error executing a **popen( )** subroutine. The **popen( )** subroutine call failed with **errno** indicated..

**System action:**

The print job is cancelled because of this error and the **psfin** program terminates.

**User response:**

Enter the **man popen** command to determine what action to take for the **errno** value shown in the message.

**0423-569**

An error occurred while reading ProPrinter ASCII data from standard input, read errno=\_\_\_\_\_.

**Explanation:**

Input Manager encountered an error from the read subroutine when attempting to read ProPrinter ASCII data from standard input. The read subroutine call failed with **errno** indicated.

**System action:**

The print job is cancelled because of this error and the **psfin** program terminates.

**User response:**

Enter the **man read** command to determine what action to take for the **errno** value shown in the message.

**0423-570**

An error occurred while writing to a temporary file, write errno=\_\_\_\_\_.

**Explanation:**

Input Manager was attempting to write a file to standard output piped to the **enq** command. The **write** subroutine call failed with **errno** indicated. The `/var/spool/qdaemon` directory is probably out of space.

**System action:**

The print job is cancelled because of this error and the **psfin** program terminates.

**User response:**

Enter the **man write** command to determine what action to take for the **errno** value shown in the message.

**0423-571**

The job has been placed on a print queue successfully.

**Explanation:**

The job containing ProPrinter ASCII data has been enqueued successfully.

**System action:**

The instance of InfoPrint Manager Input Manager associated with this job closes.

**User response:**

This is an informational message; no response is required.

**0423-572**

An error occurred while attempting to read a header or trailer tape label resource from a pipe, read **errno**=\_\_\_\_\_.

**Explanation:**

InfoPrint Manager Input Manager encountered an error when it was reading a header or trailer tape label resource. Input Manager creates these resources as MODCA object containers when the tape label information is read from the tape. The **read( )** subroutine call failed with **errno** indicated.

**System action:**

The print job is cancelled because of this error and the **psfin** program terminates.

**User response:**

Enter the **man read** command to determine what action to take for the **errno** value shown in the message. If the error cannot be corrected or the error occurs again, use local problem-reporting procedures to report this message.

**0423-573**

InfoPrint Manager could not find the Input Manager customization file, **fopen** **errno**=\_\_\_\_\_.

**Explanation:**

The **seg** program could not find the file that contains the customization settings for Input Manager. The **fopen( )** subroutine call failed with **errno** indicated.

**System action:**

The print job is cancelled because of this error and the **psfin** program terminates.

**User response:**

Enter the **man fopen** command to determine what action to take for the **errno** value shown in the message. If the error cannot be corrected or the error occurs again, use local problem-reporting procedures to report this message.

**0423-574**

The Input Manager customization file does not have an entry for write path.

**Explanation:**

An entry for the write path field is required in the file containing Input Manager customization settings. No entry was found. Someone may have edited the field and accidentally deleted the entry.

**System action:**

The print job is cancelled because of this error and the **psfin** program terminates.

**User response:**

Use the SMIT Customize InfoPrint Manager Input Manager panel to define a path to Input Manager's work area.

**0423-575**

The value for the percentage of Input Manager's work area to use for retained jobs is not valid in the Input Manager customization file. A value of 50 is assumed.

**Explanation:**

The value provided on the SMIT Customize InfoPrint Manager Input Manager panel for the Percentage of work area for retained jobs option is not valid. Valid values range from 1 through 99..

**System action:**

Processing of the file continues. Input Manager uses 50 as the default value for this option.

**User response:**

Use the SMIT Customize InfoPrint Manager Input Manager panel to provide a valid value for this option.

**0423-576**

The value for the Path used for work area and percent to use threshold is not in the correct format in the Input Manager customization file.

**Explanation:**

The value provided on the SMIT Customize InfoPrint Manager Input Manager panel for the Path used for work area and percent to use threshold is not in the correct format. The format is: `directory1 percent1:directory2 percent2 . . .` where: *directory* is any valid directory on the system and *percent* is a whole number ranging from 1 through 99.

**System action:**

The print job is cancelled because of this error and the **psfin** program terminates.

**User response:**

Use the SMIT Customize InfoPrint Manager Input Manager panel to provide a value in the correct format for this option.

**0423-577**

The value for the percent to use threshold \_\_\_\_ for directory \_\_\_\_ is not valid in the Input Manager customization file. This directory is not used for the write path.

**Explanation:**

The value provided on the SMIT Customize InfoPrint Manager Input Manager panel for the Path used for work area and percent to use threshold contains an invalid value for the percent field. Valid values range from 1 through 99. The format for entering this value for a directory is: `directory1 percent1:directory2 percent2...` where: *directory* is any valid directory on the system and *percent* is the percent of that directory that Input Manager can use as work area.

**System action:**

Processing of the file continues. Input Manager does not write any files to the directory named in the message.

**User response:**

Use the SMIT Customize InfoPrint Manager Input Manager panel to provide a valid value for this option.

**0423-578**

Directory \_\_\_\_ is specified in Input Manager's work area path in the Input Manager customization file, but the directory does not exist.

**Explanation:**

A directory specified in the Path used for work area option on the SMIT Customize InfoPrint Manager Input Manager panel does not exist.

**System action:**

Processing of the file continues. Input Manager does not write any files to the directory named in the message.

**User response:**

Use the SMIT Customize InfoPrint Manager Input Manager panel to correct the directory name.

**0423-579**

You specified more than the maximum number of file systems (\_\_\_\_) in Input Manager's work area path in the Input Manager customization file. Directory \_\_\_\_ will not be used for the work area.

**Explanation:**

On the SMIT Customize InfoPrint Manager Input Manager panel, the entry for the Path used for work area option specifies more than the maximum number of file systems allowed for this option.

**System action:**

Processing of the file continues. Input Manager does not write any files to the directory named in the message.

**User response:**

Use the SMIT Customize InfoPrint Manager Input Manager panel to reduce the number of file systems specified for this option.

**0423-580**

InfoPrint Manager cannot open the `/var/psf/interrupt/keys` file. The system return code is \_\_\_\_.

**Explanation:**

InfoPrint Manager attempted to open the `/var/psf/interrupt/keys` file, but could not.

**System action:**

The return code in the message is defined in the AIX `/usr/sys/include/errno.h` file. Determine the cause of the error and correct the problem.

**User response:**

InfoPrint Manager terminates its processing of the pending interrupt operator request. If the job is being resumed, InfoPrint Manager terminates its processing of the resume function.

**0423-581**

InfoPrint Manager cannot read the `/var/psf/interrupt/keys` file. The system return code is \_\_\_\_.

**Explanation:**

InfoPrint Manager attempted to read the keys file, but could not.

**System action:**

InfoPrint Manager terminates its processing of a pending interrupt operator request.

**User response:**

The return code in the message is defined in the AIX `/usr/sys/include/errno.h` file. Determine the cause of the error and correct the problem. If necessary, stop the actual destination by using either the Disable Action icon from the GUI window or the **pdshutdown** command. Then restart the actual destination by using either the Enable Action icon or the **pdenable** command.

**0423-582**

InfoPrint Manager cannot write to the `/var/psf/interrupt/keys` file. The system return code is \_\_\_\_.

**Explanation:**

InfoPrint Manager attempted to write to the `/var/psf/interrupt/keys` file, but could not.

**System action:**

InfoPrint Manager terminates its processing of the pending interrupt operator request.

**User response:**

The return code in the message is defined in the AIX `/usr/sys/include/errno.h` file. Determine the cause of the error and correct the problem. If necessary, terminate the actual destination by

using either the Disable Action icon from the GUI window, or the **pdshutdown** command. Then restart the actual destination by using either the Enable Action icon or the **pdenable** command.

### 0423-607

Input Manager's work area is full and it cannot create any more data to send to output devices. The work area management method specified on the SMIT Customize InfoPrint Manager Input Manager panel determines whether Input Manager creates space automatically or if you have to manually create space.

#### Explanation:

Input Manager waits until space becomes available. If your work area management method is set to automatic, Input Manager may create space by deleting retained print jobs.

#### System action:

Input Manager waits until space becomes available. If your work area management method is set to automatic, Input Manager may create space by deleting retained print jobs.

#### User response:

If your work area management method is set to manual, you must create space in Input Manager's work area by deleting a job in retained state. To delete a job in retained state, use the SMIT Administer the InfoPrint Manager System panel. If your work area management method is set to automatic, Input Manager will create space by deleting jobs as they move to retained state, requiring no action on your part. To determine what work area management method is specified for your system, use the SMIT Customize InfoPrint Manager Input Manager panel. If Input Manager waits for long periods of time (for example, Input Manager doesn't access the tape drive very often or small jobs take a long time to process), you may have to create space in the work area by:

- Cancelling jobs that show a status of **\*\*\* error \*\*\*** on the InfoPrint Manager SMIT Job Status panels
- Deleting a job in retained state using the SMIT Administer the InfoPrint Manager System panel
- Contacting your system administrator to expand the work area as described in Using InfoPrint Manager for Production Printing publication
- Contacting your system administrator to decrease the percentage of the work area devoted to retained jobs on the SMIT Customize InfoPrint Manager Input Manager panel.

### 0423-610

Names of data files.

-----

### 0423-616

The auto-detect format cannot be used for nonstandard or unlabeled tapes.

#### Explanation:

The job script used for the job specifies **i\_Format=a**, requesting that Input Manager auto-detect the tape format and **i\_Labeled=no**, indicating that the file does not contain IBM standard labels. Input Manager can only perform auto-detection of the tape format on IBM standard labeled tapes.

#### System action:



The **psfin** program terminates without processing any jobs.

**User response:**

If the tape contains IBM standard labels, change the value for the **i\_Labeled** keyword in the job script to yes and submit the job again. If the tape does not contain IBM standard labels, change the value for the **i\_Format** keyword in the job script to another value. If the tape does not use one of the formats Input Manager supports, specify **i\_Format=p** and supply a user exit program to read the data from the tape.

**0423-618**

InfoPrint Manager cannot open file \_\_\_\_\_, which is a segment list file created by Input Manager.

**Explanation:**

The segment list file named in the message does not exist. Usually this is because InfoPrint Manager finished processing the job and Input Manager deleted the segment list file. However, the file could have been deleted accidentally by a user with write access to the file.

**System action:**

The **psfin** program cancels the job on which this error occurred. Any files processed by **psfin** prior to this file are not affected. **psfin** does not process any more files in the job script.

**User response:**

Submit the job again.

**0423-619**

Insufficient memory is available to perform your request.

**Explanation:**

Input Manager was unable to allocate sufficient memory to perform your request.

**System action:**

The **psfin** program terminates without processing any jobs.

**User response:**

Close some of the applications running on the system or add more memory to the pSeries.

**0423-620**

No data was sent to Input Manager's segmenter program.

**Explanation:**

If you submitted a job containing PCL, PostScript, ditroff, line, DBCS ASCII, EUC, or unformatted ASCII data, the InfoPrint Manager transform program invoked by **psfin** did not produce any output. If you submitted a job containing AFPDS or MODCA-P data, the file was empty. If you invoked the Input Manager user exit, the exit program did not produce any output.

**System action:**

The **psfin** program cancels the job on which this error occurred. Any files processed by **psfin** prior to this file are not affected. **psfin** does not process any more files in the job script.

**User response:**

If an InfoPrint Manager transform program was run, look for messages issued by the transform program in its error log, if any. If the input file contained AFPDS or MODCA-P, determine why the file was empty. If the user exit program produced no output, report the error to the author of the user exit program.

**0423-621**

Input Manager encountered an error while skipping by tape marks on the tape loaded in drive \_\_\_\_\_, ioctl errno=\_\_\_\_\_.

**Explanation:**

Input Manager was unable to skip to the desired location on the tape because of an error. The **ioctl** ( ) subroutine call on this tape drive failed with **errno** indicated.

**System action:**

The **psfin** program stops processing the file on which this error occurred and cancels the job for the file if one was created. Any files processed by **psfin** prior to this file are not affected. **psfin** does not process any more files in the job script.

**User response:**

Enter the **man ioctl** command to determine what action to take for the **errno** value shown in the message.

**0423-622**

Directory \_\_\_\_\_ does not contain any files.

**Explanation:**

The Font Library Utility determined that a directory specified on the command line does not contain any files except for parent or current directories.

**System action:**

The Font Library Utility does not complete processing. No character sets or code pages have been updated.

**User response:**

Ensure that directory name is correct. If the directory does not contain files to be processed, do not include it on the command line.

**0423-623**

The N-up format value \_\_\_\_\_, specified on the Medium Modification Control (MMC) structured field with ID \_\_\_\_\_, repeating group number \_\_\_\_\_, is not valid.

**Explanation:**

The MMC N-up format value must be in the range of 1 - 4. An MMC structured field specified an N-up format value that is outside of this range.

**System action:**

InfoPrint Manager stops processing the document at the point of the error. If there are other documents in this print job, InfoPrint Manager resumes processing starting with the next document in the job; otherwise, InfoPrint Manager cancels the job.

**User response:**

Correct the MMC structured field within the FORMDEF.

**0423-624**

A Map Coded Font (MCF) structured field in a graphic or bar code or presentation text object specifies a font reference that is not duplicated in the Active Environment Group of the page or overlay.

**Explanation:**

If a graphic or bar code or presentation text object contains an MCF structured field, then each font reference in the MCF must be duplicated in an MCF in the Active Environment Group of the enclosing page or overlay, and the MCF repeating group in the Active Environment Group must specify local ID 254.

**System action:**

InfoPrint Manager stops processing the file at the point of the error. If there are other files in this print job, InfoPrint Manager resumes processing starting with the next file in the job; otherwise, InfoPrint Manager cancels the job.

**User response:**

Correct the page or overlay in error.

**0423-625**

The FORMDEF input bin \_\_\_\_ was overridden by the bin \_\_\_\_ specified on the enqueue command.

**Explanation:**

This is a supplemental message to aid in the analysis of a primary error message written to the message page.

**System action:**

InfoPrint Manager stops processing the file at the point of the error. If there are other files in this print job, InfoPrint Manager resumes processing starting with the next file in the job; otherwise, InfoPrint Manager cancels the job.

**User response:**

This message will be accompanied by other messages that will indicate why InfoPrint Manager could not process the print job successfully. Read all of the messages to determine how to proceed.

**0423-626**

The duplexing specification \_\_\_\_ in the form definition was overridden by the value of \_\_\_\_ specified with the print request.

**Explanation:**

This is a supplemental message to aid in the analysis of a primary error message written to the message page.

**System action:**

InfoPrint Manager continues to process the print job.

**User response:**

This message will be accompanied by other messages that will indicate why InfoPrint Manager could not process the print job successfully. Read all of the messages to determine how to proceed.

**0423-648**

SNA Server/6000 is not running. It must be running.

**Explanation:**

The SNA Server/6000 product provides the data communication facilities used by this InfoPrint Manager instance. Therefore, this InfoPrint Manager instance requires that SNA Server/6000 be running.

**System action:**

InfoPrint Manager ends this InfoPrint Manager instance.

**User response:**

Start SNA Server/6000. Root authority is normally required.

**0423-649**

The remote logical unit rejected the allocation request from this InfoPrint Manager instance because the user id and password in the allocation request are invalid or missing.

**Explanation:**

The user id and password specified in the configuration for this InfoPrint Manager instance are not valid on the remote system.

**System action:**

InfoPrint Manager ends this InfoPrint Manager instance.

**User response:**

Correct the user id and password specified in the configuration for this InfoPrint Manager instance. They must be valid for the remote system with which this InfoPrint Manager instance tries to communicate.

**0423-650**

The remote logical unit rejected the allocation request from this InfoPrint Manager instance because it did not recognize the transaction program (TP) name in the allocation request.

**Explanation:**

The SNA Server/6000 side information profile for this InfoPrint Manager instance specifies a transaction program (TP) name that has not been defined to the remote system. The SNA Server/6000 side information profile for this InfoPrint Manager instance has the same name as the InfoPrint Manager actual destination.

**System action:**

InfoPrint Manager ends this InfoPrint Manager instance.

**User response:**

Define the TP name on the remote system. For example, TP names can be defined to APPC/MVS by using the APPC/MVS Administration Utility to add a TP profile. If a usable TP name has already been defined on the remote system, refer to it in the SNA Server/6000 side information profile for this InfoPrint Manager actual destination.

**0423-651**

An SNA Server/6000 side information profile has not been added for this InfoPrint Manager instance or a profile has been added but is invalid.

**Explanation:**

The SNA Server/6000 side information profile indicates to this InfoPrint Manager instance the partner logical unit name, the mode name, and the remote transaction program (TP) name. So, to successfully communicate, this InfoPrint Manager instance requires the side information profile to exist and to be valid. The side information profile must have the same name as this InfoPrint Manager actual destination.

**System action:**

InfoPrint Manager ends this InfoPrint Manager instance.

**User response:**

Create an SNA Server/6000 side information profile with the same name as this InfoPrint Manager actual destination. Specify the partner logical unit name, mode name, and remote transaction program (TP) name in the side information profile.

**0423-652**

The remote transaction program (TP) ended abnormally.

**Explanation:**

This InfoPrint Manager instance was communicating with a remote transaction program (TP). The remote TP ended abnormally.

**System action:**

InfoPrint Manager ends this InfoPrint Manager instance.

**User response:**

Check diagnostic logs on the remote system to determine why the remote TP ended abnormally. Often, this failure occurs because the remote TP has insufficient access authority for resources on the remote server. This may occur, for example, if InfoPrint Manager is not configured to use a user id and password for the remote server.

**0423-653**

A session with the remote logical unit could not be established or was established but ended abnormally.

**Explanation:**

Several conditions can cause this message:

- SNA Server/6000 could not establish a session with the remote logical unit:
  - There is no SNA Server/6000 Partner LU 6.2 Location profile that indicates the node on which the remote LU resides.
  - No link connection exists with the remote node.
  - If the remote node runs the MVS operating system, the APPC and ASCH APPC/MVS subsystems are not active.
  - The remote logical unit is not active.
- SNA Server/6000 established a session with the remote logical unit but the session ended abnormally:
  - SNA Server/6000 was stopped by the root login.
  - If the remote node runs the MVS operating system, the APPC and ASCH APPC/MVS subsystems were stopped by the operator.
  - Communication equipment between the local and remote nodes was powered off or malfunctioned.

**System action:**

InfoPrint Manager ends this InfoPrint Manager instance.

**User response:**

Ask your network administrator for assistance in identifying the type of failure that occurred and the reason for the failure. If the failure was not caused by a temporary outage, correct the configuration values, equipment, or operational procedures that caused the failure.

**0423-654**

The Internet Protocol (IP) address, \_\_\_\_\_, is not a valid IPv4/IPv6 address or hostname.

**Explanation:**

An IP address has form of IPv4 or IPv6 address. IP also allows hostnames, which are alphanumeric names that map to IP addresses. For example, 'biker' or 'biker.InfoPrint Manager.com'. Your AIX system can be configured to use either an IP name server or the `/etc/hosts` file to resolve hostnames into IP addresses.

**System action:**

InfoPrint Manager ends this InfoPrint Manager instance.

**User response:**

If you used a numeric address, it must have format of either IPv4 or IPv6 address. If you used a hostname, use SMIT to determine whether your AIX system is configured to use an IP name server. If your AIX system is configured to use an IP name server, ask your network administrator whether the name server IP address configured in your AIX system is correct and whether the hostname is known to the IP name server. If so, use the **ping** command to ensure that there is a network route between your AIX system and the IP name server. The **ping** command sends data to an IP host and waits for the IP host to return the data. If **ping** indicates that data can be successfully sent and echoed, there is a network route between the local IP host and the specified IP host. If your AIX system is not configured to use an IP name server, it uses the `/etc/hosts` file to resolve hostnames into IP addresses. Ensure that the hostname is included in the file and that it is mapped to the correct IP address.

**0423-655**

InfoPrint Manager cannot communicate with the server program at TCP port number \_\_\_\_ at Internet Protocol (IP) address \_\_\_\_.

**Explanation:**

Several conditions can cause this message:

- The server program's IP address or port number is incorrect.
- The server program is not running.
- There is not a network route between the local IP host and the server program's IP host.

**System action:**

InfoPrint Manager ends this InfoPrint Manager instance.

**User response:**

Ensure that the server program is installed at the specified TCP port number at the specified IP address. Ensure that the server program is running. Attempt to **'ping'** the server program's IP host. The **ping** command sends data to an IP host and waits for the IP host to return the data. If **ping** indicates that data can be successfully sent and echoed, there is a network route between the local IP host and the specified IP host. If data cannot be sent and echoed, ask your network administrator for assistance.

**0423-656**

InfoPrint Manager can no longer communicate with the program at TCP port number \_\_\_\_ at Internet Protocol (IP) address \_\_\_\_.

**Explanation:**

InfoPrint Manager successfully established a communication connection with the partner program. Later, a communication error occurred. Several conditions can cause this message:

- The partner program ended abnormally.
- Communication equipment between the local and remote nodes was powered off or malfunctioned.

**System action:**

InfoPrint Manager ends this InfoPrint Manager instance.

**User response:**

Check diagnostic logs on the remote system to determine whether the partner program ended intentionally. If it did not, ask your network administrator for assistance in identifying the type of failure that occurred and the reason for the failure.

**0423-657**

InfoPrint Manager could not open the "iconv" character code-set converter. FromCode = \_\_\_\_, ToCode = \_\_\_\_, error = \_\_\_\_.

**Explanation:**

The converter could not be initialized for the specified character code-sets.

**System action:**

The InfoPrint Manager instance continues but cannot convert some strings. Although print data is transmitted, some of the data's spool attributes may not be recorded on the actual destination spool.

**User response:**

Ensure that the specified character code-sets are valid and are installed on your AIX system. The ASCII and EBCDIC character code-sets used by this InfoPrint Manager instance are defined in the configuration for this InfoPrint Manager actual destination.

**0423-658**

The "iconv" character code-set converter could not convert a string from EBCDIC to ASCII or from ASCII to EBCDIC. The partially converted string is \_\_\_\_.

**Explanation:**

The string contains a character that is not valid in the source or target character code-set.

**System action:**

The InfoPrint Manager instance continues and uses the partially converted string.

**User response:**

Ensure that the ASCII and EBCDIC character code-sets specified in the configuration for this InfoPrint Manager actual destination are appropriate.

**0423-659**

File \_\_\_\_ contains data of a type that cannot be processed by this InfoPrint Manager instance. For example, the InfoPrint Manager instance cannot process ASCII datatype files.

**Explanation:**

This InfoPrint Manager instance only accepts AFPDS files and files that it can transform into AFPDS.

**System action:**

InfoPrint Manager removes the print job from the queue and continues with the next print job in the queue.

**User response:**

Refer to the Using InfoPrint Manager for Production Printing publication for information about the datatypes InfoPrint Manager can accept and can transform into AFPDS.

**0423-660**

The remote server detected an unrecoverable error. \_\_\_\_

**Explanation:**

The remote server detected an error, which it records in its diagnostic logs and reports to this InfoPrint Manager instance.

**System action:**

InfoPrint Manager ends this InfoPrint Manager instance.

**User response:**



Contact the server administrator on the remote system.

### 0423-661

The PostScript output command \_\_\_\_ was not successful.

#### Explanation:

The InfoPrint Manager SMIT Add a Printer panels for PostScript actual destination contains a Command to Execute for the actual destination output entry field. This field specifies the command that InfoPrint Manager runs when directing output to a PostScript actual destination. InfoPrint Manager cannot run the command contained in this field, either because the command does not exist or because it is not specified correctly.

#### System action:

InfoPrint Manager cannot run the output command.

#### User response:

Use the InfoPrint Manager SMIT panels to correct the entry in the Command to Execute for actual destination output entry field.

### 0423-662

A communication error occurred. The SNA Server/6000 error code is \_\_\_\_.

#### Explanation:

This InfoPrint Manager instance experienced an unrecoverable SNA Server/6000 error.

#### System action:

InfoPrint Manager ends this InfoPrint Manager instance.

#### User response:

The SNA Server/6000 error codes are described in the SNA Server/6000 Transaction Program Reference. If the error cannot be corrected, use local problem-reporting procedures to report this message.

### 0423-663

The remote server detected a recoverable error. \_\_\_\_.

#### Explanation:

The remote server detected an error, which it records in its diagnostic logs and reports to this InfoPrint Manager instance.

#### System action:

InfoPrint Manager continues processing the print job.

#### User response:

Contact the server administrator on the remote system.

**0423-664**

File \_\_\_\_\_, created by the InfoPrint Manager Input Manager from tape input, cannot be processed by this InfoPrint Manager instance.

**Explanation:**

This InfoPrint Manager instance cannot process files created from tape input by Input Manager.

**System action:**

InfoPrint Manager removes the print job from the queue and continues with the next print job in the queue.

**User response:**

This is an informational message; no response is required.

**0423-917**

ERROR: The actual destination reported an included page not previously saved with the specified text suppressions.

**Explanation:**

An **Include Saved Page** command attempted to include a page that was not previously saved with the appropriate text suppressions. The current **Load Copy Control** command specified a combination of text suppressions for which a copy of the page was not previously saved.

**System action:**

InfoPrint Manager stops processing the file at the point of the error. If there are other files in this print job, InfoPrint Manager resumes processing starting with the next file in the job; otherwise, InfoPrint Manager cancels the job.

**User response:**

Use local problem-reporting procedures to report this message.

**0423-918**

The actual destination reported that an attempt was made to include a saved page that extends outside of the valid printable area.

**Explanation:**

The reported problem is: (1) a portion of a saved page included with an Include Saved Page command extends outside of the physical printable area, or (2) a portion of an overlay saved with a page and included with an Include Saved Page command, extends outside of the physical printable area, or (3) a user printable area has been specified and a portion of a saved page or an overlay saved with the page extends outside of the user printable area. One or more characters, rules, or images fall at least partially outside of the printable area. When the print job containing this error was sent, either the Type of PRINT DATA ERRORS to report option on the InfoPrint Manager SMIT Start an InfoPrint Manager Print Job panel was set to All or Positioning, or the DATAACK keyword value entered with the **enq -o** command was set to UNBLOCK or BLKCHAR.

**System action:**

InfoPrint Manager stops processing the page containing the error. Printing continues with the next page in the print job. The actual destination trims the saved page or page overlay to fit within the appropriate printable area.

**User response:**

Check that the correct form was loaded in the actual destination. To suppress these types of errors, either set the Type of PRINT DATA ERRORS to report option on the InfoPrint Manager SMIT Start an InfoPrint Manager Print Job panel to None or Invalid character, or specify DATAACK=BLOCK or DATAACK=BLKPOS at the command line with the **enq -o** command.

**Note**

To correct the source of the problem, check for other error messages, and see their system actions and responses.

**0423-919**

The actual destination reported that an attempt was made to save a page that extends beyond the current logical page.

**Explanation:**

The reported problem is: (1) a portion of the page to be saved extends outside the current logical page, or (2) a portion of an overlay to be saved with a page extends outside of the overlay's current logical page. One or more characters, rules, or images fall at least partially outside of the current logical page. When the print job containing this error was sent, either the Type of PRINT DATA ERRORS to report option on the InfoPrint Manager SMIT Start an InfoPrint Manager Print Job panel was set to All or Positioning, or the DATAACK keyword value entered with the **enq -o** command was set to UNBLOCK or BLKCHAR.

**System action:**

InfoPrint Manager stops processing the page containing the error. Processing continues with the next page in the print job. The actual destination trims the page or page overlay to fit within the appropriate current logical page.

**User response:**

To suppress these types of errors, either set the Type of PRINT DATA ERRORS to report option on the InfoPrint Manager SMIT Start an InfoPrint Manager Print Job panel to None or Invalid character, or specify DATAACK=BLOCK or DATAACK=BLKPOS at the command line with the **enq -o** command.

**Note**

To correct the source of the problem, check for other error messages, and see their system actions and responses.

**0423-920**

The error occurred while printing page \_\_\_\_ of this print job.

**Explanation:**

This message identifies the page on which an error described in an accompanying message occurred. If this print job specified multiple copies, the message will only be issued for the first copy.

**System action:**

See the system actions for other error messages in this message group.

**User response:**

This is an informational message; no response is required.

1

**0423-921**

The error occurred while saving saved page group \_\_\_\_ with sequence number \_\_\_\_ and page name \_\_\_\_.

**Explanation:**

This message identifies the specific saved page on which an error described in an accompanying message occurred.

**System action:**

See the system actions for other error messages in this message group.

**User response:**

This is an informational message; no response is required.

**0423-922**

afpsplit cannot open the input file: \_\_\_\_\_.

**Explanation:**

The input file named in the message was supplied to the **afpsplit** command. The input file either does not exist or you do not have read permission.

**System action:**

The **afpsplit** program terminates.

**User response:**

Check that the input file exists and file permissions are specified such that you have read permission.

**0423-923**

Input Manager processing failed on file \_\_\_\_\_.

**Explanation:**

The Input Manager **psfin** program, an InfoPrint Manager transform, a user exit program, or the Input Manager **seg** program failed.

**System action:**

The **psfin** program stops processing the file on which the error occurred. Any files processed by **psfin** prior to this file are not affected. **psfin** does not process any more files in the job script.

**User response:**

If the process that terminated is an InfoPrint Manager transform program or the Input Manager **psfin** or **seg** programs, consult the messages issued by those programs to determine the cause of the error. If the process that terminated is a user exit program, contact the author of the user exit program to report the error. If the error cannot be corrected or the error occurs again, use local problem-reporting procedures to report this message.

**0423-924**

Incorrect syntax, the correct syntax is: `cfu [-d | -b] <cf file> [<build file>]`

**Explanation:**

The coded font utility was invoked with incorrect syntax.

**System action:**

The **cfu** command terminates without producing any output.

**User response:**

Enter the **cfu** command again with the correct syntax.

**0423-925**

Input file \_\_\_\_ was not found.

**Explanation:**

The coded font utility could not open the input file.

**System action:**

The **cfu** command terminates without producing any output.

**User response:**

Enter the **cfu** command again, specifying a valid input file.

**0423-926**

cfu could not read input file \_\_\_\_.

**Explanation:**

The coded font utility could not read the input file into internal memory.

**System action:**

The **cfu** command terminates without producing any output.

**User response:**

Use local problem-reporting procedures to report this message.

**0423-927**

The size of input file \_\_\_\_ could not be determined.

**Explanation:**

The coded font utility could not determine the size of the input file.

**System action:**

The **cfu** command terminates without producing any output.

**User response:**

Use local problem-reporting procedures to report this message.

### 0423-928

Output file \_\_\_\_ exists and will not be overwritten.

#### Explanation:

The coded font utility discovered that the output coded font file already exists. **cfu** will not overwrite it.

#### System action:

The **cfu** command terminates without producing any output.

#### User response:

Enter the **cfu** command again, specifying a name for the coded font file that is not already used.

### 0423-929

Structured field \_\_\_\_ could not be located in the coded font.

#### Explanation:

The coded font utility could not locate the structured field named in the message, which is required in a coded font.

#### System action:

The **cfu** command terminates without producing any output.

#### User response:

Correct the error in the coded font and enter the **cfu** command again.

### 0423-930

Additional memory could not be allocated.

#### Explanation:

The coded font utility could not allocate additional memory for processing.

#### System action:

The **cfu** command terminates without producing any output.

#### User response:

Use local problem-reporting procedures to report this message.

### 0423-931

Characters \_\_\_\_ in the section identifier field in the cfu build file cannot be converted to hex.

#### Explanation:

The coded font utility encountered a section identifier in the build file which could not be converted to hexadecimal.

#### System action:

The **cfu** command terminates without producing any output.

**User response:**

Correct the build file and enter the **cfu** command again.

**0423-932**

Section identifier \_\_\_\_\_ is missing or invalid on on line number \_\_\_\_\_ in the cfu build file.

**Explanation:**

The coded font utility discovered a section identifier in the build file which was either missing or had an invalid format. The valid format is X' ab ', where *a* and *b* are valid hexadecimal characters 0-9 and A-F.

**System action:**

The **cfu** command terminates without producing any output.

**User response:**

Correct the build file and enter the **cfu** command again.

**0423-933**

The character set name is missing from line number \_\_\_\_\_ in the cfu build file.

**Explanation:**

The coded font utility discovered a missing character set name on line \_\_\_\_\_ of the build file.

**System action:**

The **cfu** command terminates without producing any output.

**User response:**

Correct the build file and enter the **cfu** command again.

**0423-934**

The code page name is missing from line number \_\_\_\_\_ in the cfu build file.

**Explanation:**

The coded font utility discovered a missing code page name on line \_\_\_\_\_ of the build file.

**System action:**

The **cfu** command terminates without producing any output.

**User response:**

Correct the build file and enter the **cfu** command again.

**0423-935**

The resident indicator is missing from line number \_\_\_\_\_ in the cfu build file.

**Explanation:**

The coded font utility discovered a missing resident indicator on line number \_\_\_\_\_ of the build file. Valid download indicators are 0 and 1.

**System action:**

The **cfu** command terminates without producing any output.

**User response:**

Correct the build file and enter the **cfu** command again.

**0423-936**

cfu is unable to create new coded font file \_\_\_\_.

**Explanation:**

The coded font utility cannot open the new coded font file.

**System action:**

The **cfu** command terminates without producing any output.

**User response:**

Use local problem-reporting procedures to report this message.

**0423-938**

The value \_\_\_\_ for the Object Type in the Include Object Container (IOB) structured field is not valid.

**Explanation:**

InfoPrint Manager has detected an invalid value in the Object Type field of the Include Object Container (IOB) structured field.

**System action:**

Correct the print file, and submit the print job again.

**User response:**

InfoPrint Manager stops processing the file at the point of the error. If there are other files in this print job, InfoPrint Manager resumes processing starting with the next file in the job; otherwise, InfoPrint Manager cancels the job.

**0423-939**

Object rotation \_\_\_\_ is not supported by the actual destination.

**Explanation:**

InfoPrint Manager actual destination supports only the following values for object rotations: X'0000' (0 degrees), X'2D00' (90 degrees), X'5A00' (180 degrees), and X'8700' (270 degrees). Either the Include Object Container (IOB), Include Page Overlay (IPO), or Page Modification Control (PMC) structured field contains an object rotation other than one of these four values or the Preprocess Presentation Object (PPO) structured field contains an out-of-range value in the object orientation field.

**System action:**

InfoPrint Manager stops processing the file at the point of the error. If there are other files in this print job, InfoPrint Manager resumes processing starting with the next file in the job; otherwise, InfoPrint Manager cancels the job.



**User response:**

Correct the print file, and submit the print job again.

**0423-940**

The object type \_\_\_\_ contained within the Begin Object Container (BOC) and End Object Container (EOC) structured fields is not a supported object type or is not supported in this context.

**Explanation:**

An unsupported object was encountered within an object container (BOC/EOC). The object is either not supported by the printer or not supported in this context.

**System action:**

InfoPrint Manager application stops processing the file when the error occurs. If there are other files in this print job, InfoPrint Manager application resumes processing starting with the next file in the job; otherwise, InfoPrint Manager application cancels the job.

**User response:**

Correct the print file, and submit the print job again.

**0423-941**

The document name \_\_\_\_ contained within the Include Page (IPG) structured field has not been mapped as a saved page resource in a resource group (BR/ER).

**Explanation:**

A document name has been encountered on an IPG structured field that was not previously encountered as a document resource in a resource group. The document name on the IPG structured field provides mapping information to saved pages in the actual destination.

**System action:**

Correct the print file, and submit the print job again.

**User response:**

InfoPrint Manager stops processing the file at the point of the error. If there are other files in this print job, InfoPrint Manager resumes processing starting with the next file in the job; otherwise, InfoPrint Manager cancels the job.

**0423-942**

The page name \_\_\_\_ for document \_\_\_\_ contained within the Include Page (IPG) structured field has not been mapped as a saved page resource in a resource group (BR/ER).

**Explanation:**

A page name has been encountered on an IPG structured field that was not previously encountered within a document resource in a resource group. The page name on the IPG structured field provides mapping information to saved pages in the actual destination.

**System action:**

Correct the print file, and submit the print job again.

**User response:**

InfoPrint Manager stops processing the file at the point of the error. If there are other files in this print job, InfoPrint Manager resumes processing starting with the next file in the job; otherwise, InfoPrint Manager cancels the job.

**0423-943**

The token name on the Begin Document (BDT) structured field is mandatory when explicitly saving pages.

**Explanation:**

A BDT structured field was encountered within a document resource of a resource group (BR/ER) that did not contain a token name. The document name provides mapping information to saved pages in the actual destination.

**System action:**

Correct the print file, and submit the print job again.

**User response:**

InfoPrint Manager stops processing the file at the point of the error. If there are other files in this print job, InfoPrint Manager resumes processing starting with the next file in the job; otherwise, InfoPrint Manager cancels the job.

**0423-944**

ERROR: The font character set \_\_\_\_ is marked as an extension to a base printer-resident font character set with FGID \_\_\_\_ and GCSGID \_\_\_\_\_. This base font character set is not resident in the actual destination.

**Explanation:**

The Extension Font Resource flag is set in the font character set (byte 3, bit 1 of the Font Control structured field) indicating that the font character set is an extension to a 'base' printer-resident font character set. However, the font character set identified as the base font is not resident in the actual destination. The Graphic Character Set Global ID (GCSGID) of the base font character set is specified on the Extension Font Triplet (bytes 42-45) of the Font Control structured field, and the Font Global ID (FGID) of the base font character set is specified in bytes 78-79 of the FONT Descriptor structured field.

**System action:**

InfoPrint Manager stops processing the file at the point of the error. If there are other files in this print job, InfoPrint Manager resumes processing starting with the next file in the job; otherwise, InfoPrint Manager cancels the job.

**User response:**

Correct the error in the font character set and submit the job again.

**0423-949**

Resident activation failed for code page \_\_\_\_, character set \_\_\_\_, section \_\_\_\_\_. This coded font section will be downloaded.

**Explanation:**

InfoPrint Manager can not activate this DBCS section on the actual destination.

**System action:**

None.

**User response:**

InfoPrint Manager will attempt to complete the coded font by downloading the section from disk.

**0423-966**

Grid mapping failed for code page \_\_\_\_, character set \_\_\_\_. All sections in this coded font will be downloaded.

**Explanation:**

InfoPrint Manager can not map this code page or character set name to an actual destination id.

**System action:**

None.

**User response:**

InfoPrint Manager will attempt to complete the coded font by downloading all sections from disk.

**0423-971**

InfoPrint Manager is processing a forward space request..

**Explanation:**

InfoPrint Manager has received a forward space request and is processing it. Another message will be issued when the processing of the request is complete.

**System action:**

This is an informational message, no response is required.

**0423-972**

InfoPrint Manager is unable to perform the requested forward space operation because of an error.

**Explanation:**

InfoPrint Manager encountered an error which prevented it from performing the requested forward space operation. The error has been reported in the InfoPrint Manager error log.

**System action:**

InfoPrint Manager stops processing the forward space request and continues printing the current job.

**User response:**

Check the InfoPrint Manager error log to determine the specific error which prevented processing of the request.

**0423-973**

InfoPrint Manager is forward spacing \_\_\_\_ sides in job \_\_\_\_, starting from side \_\_\_\_.

**Explanation:**

InfoPrint Manager has processed the forward space request and is skipping the specified number of sides before starting to print again.

**System action:**

InfoPrint Manager continues to print the job after skipping the specified number of sides.

**User response:**

This is an informational message; no response is required.

**0423-976**

The actual destination reported an HRI location in a Bar Code Data (BDA) command that is either invalid or not supported.

**Explanation:**

The Human Readable Interpretation (HRI) location specified in the Flag byte is invalid or is unsupported. The BDA structured field is contained in a bar code object. The bar code object may be contained in an overlay or MO:DCA data.

**System action:**

The actual destination you were using may attempt to print the page in error. The entire page may not be printed. InfoPrint Manager continues processing the current job with the page following the page in error.

**User response:**

Correct the error in the bar code object and resubmit the print request.

**0423-977**

The actual destination reported a GOCA object with an image width that is too large.

**Explanation:**

The image width value specified in a Begin Image drawing order exceeds the maximum supported image width. The drawing order is contained in a Graphics Data (GAD) structured field. The GAD structured field is contained in a graphics object. The graphic object may be contained in MO:DCA data or an overlay.

**System action:**

The actual destination you were using may attempt to print the page in error. The entire page may not be printed. InfoPrint Manager continues processing the current job with the page following the page in error.

**User response:**

Correct the error in the graphics object and resubmit the print request.

**0423-978**

The actual destination reported a GOCA object with an image height that is too large.

**Explanation:**

The image height value specified in a Begin Image drawing order exceeds the maximum supported image width. The drawing order is contained in a Graphics Data (GAD) structured field. The GAD

structured field is contained in a graphics object. The graphic object may be contained in MO:DCA data or an overlay.

**System action:**

The actual destination you were using may attempt to print the page in error. The entire page may not be printed. InfoPrint Manager continues processing the current job with the page following the page in error.

**User response:**

Correct the error in the graphics object and resubmit the print request.

**0423-979**

The actual destination reported that a print quality level specified in the form definition cannot be provided by the selected font.

**Explanation:**

The print quality level specified in the Medium Modification Control (MMC) structured field cannot be provided by the font selected to print the data. The MMC structured field is contained in the form definition. If no font was explicitly specified within the MO:DCA data the default actual destination font was being used.

**System action:**

InfoPrint Manager terminates the processing and printing of the page.

**User response:**

If the specified print quality level is required, select a font that can be printed at that print quality level and resubmit the print request. If the selected font is required, specify a print quality level in the form definition that is supported by that font and resubmit the print request.

**0423-980**

The actual destination reported an Absolute Move Baseline (AMB) command that is either not valid or not supported.

**Explanation:**

An unsupported advancement of the baseline coordinate toward the l-axis was detected. The invalid or unsupported baseline movement occurred within an Absolute Move Baseline (AMB) structured field contained in a text object. The text object may be contained in a MO:DCA data or an overlay.

**System action:**

The actual destination you were using may attempt to print the page in error. The entire page may not be printed. InfoPrint Manager continues processing the current job with the page following the page in error.

**User response:**

Correct the error in the text object and resubmit the print request.

**0424-034**

The job script contains an invalid value for the maximum number of pages to process ahead of an output device. You need to use a value of 500 or greater.

**Explanation:**

The maximum-transform-pages-ahead attribute contains an invalid value. Valid values are 500 or greater. The field on the InfoPrint Manager SMIT Submit an InfoPrint Manager Job panels that corresponds to the maximum-transform-pages-ahead attribute is MAXIMUM number of pages to process ahead of an output device.

**System action:**

Input Manager ignores the value you specified and uses a value of 500.

**User response:**

Edit the attribute file to provide a valid value for the keyword.

**0424-035**

Input Manager cannot create any more data for printing until an output device stacks some output. If your output device is not running at rated speed or hangs, edit the job script and increase the maximum-transform-pages-ahead attribute. The field on the SMIT Submit an InfoPrint Manager Job panels that corresponds to the maximum-transform-pages-ahead attribute is MAXIMUM number of pages to process ahead of an output device. When you have changed the SMIT panel, cancel this job and resubmit it.

**Explanation:**

Input Manager has reached the maximum number of pages it can process ahead of an output device.

**System action:**

Input Manager waits until some pages have been stacked on an output device. When some pages have been stacked, Input Manager creates more pages.vv

**User response:**

If your output device is not running at rated speed or hangs, edit the job script to provide a larger value for the keyword. Cancel the job and resubmit it.

**0424-047**

ERROR: The actual destination reported that the logical-page-extent values for the page to be saved are too large.

**Explanation:**

The current page size is larger than the actual destination's maximum physical page size. You must resubmit the job with a page size that is less than or equal to the actual destination's maximum page size. The logical-page-extent values specified in the most recently received Logical Page Descriptor (LPD) command are too large for a page to be saved. This exception is detected when processing the Begin Page command for a page to be saved.

**System action:**

InfoPrint Manager stops processing the file at the point of the error. If there are other files in this print job, InfoPrint Manager resumes processing starting with the next file in the job; otherwise, InfoPrint Manager cancels the job.

**User response:**

Use local problem-reporting procedures to report this message.

**0424-048**

ERROR: The actual destination reported a color space field had an invalid or unsupported value.

**Explanation:**

The actual destination reported one of the following conditions occurred: The color space field in a Color Specification (X'4E')triplet contained an invalid or unsupported value. The triplet occurred in either a Logical Page Descriptor (LPD), Write Image Control 2 (WIC2), Write Graphics Control (WGC), Write Bar Code Control (WBCC), Write Object Container Control (WOCC) command, Write Text Control (WTC) command, Rasterize Presentation Object (RPO) command, or an Include Data Object (IDO) command. The color space field in a PTOCA Set Extended Text Color (SEC) control sequence contained an invalid or unsupported value. The control sequence occurred in a Write Text command.

**System action:**

InfoPrint Manager stops processing the page containing the error, and printing continues with the next page in the print job.

**User response:**

Use local problem-reporting procedures to report this message.

**0424-049**

ERROR: The actual destination reported a color value field had an invalid or unsupported value.

**Explanation:**

The printer reported one of the following conditions occurred:

- The color value field in a Color Specification (X'4E')triplet contained an invalid or unsupported value. The triplet occurred in either a Logical Page Descriptor (LPD), Write Image Control 2 (WIC2), Write Graphics Control (WGC), Write Bar Code Control (WBCC), Write Object Container Control (WOCC) command, Write Text Control (WTC) command, Rasterize Presentation Object (RPO) command, or Include Data Object (IDO) command.
- The color value field in a PTOCA Set Extended Text Color (SEC) control sequence contained an invalid or unsupported value. The control sequence occurred in a Write Text command.
- The color value field in a GOCA Set Process Color drawing order in an IPDS Write Graphics command contains an invalid or unsupported value.
- A highlight color number is in the range x'0100' - x'FFFF', but a host-invoked Indexed CMR is not found.
- An Indexed CMR is selected for use with a highlight color value, but the color value is not found in the Indexed CMR. Note that only the selected Indexed CMR is searched for this color value.

**System action:**

If the formdef being used to process this print request contains a color fidelity triplet (x'75'), the continuation and reporting settings from the formdef control the system action. If there is no color fidelity triplet in the formdef, the default action is to not report the error(s) and continue processing the print request.

**User response:**

Use local problem-reporting procedures to report this message.

**0424-050**

ERROR: The actual destination reported a coverage field, shading field or both have an invalid value.

**Explanation:**

One of the following conditions occurred: Either the coverage field, the shading field, or both in a Color Specification (X'4E') triplet for a highlight color contained an invalid value. The triplet occurred in either a Logical Page Descriptor (LPD), Write Image Control 2 (WIC2), Write Graphics Control (WGC), Write Bar Code Control (WBCC), or Write Object Container Control (WOCC) command, Write Text Control (WTC) command, Rasterize Presentation Object (RPO) command or Include Data Object (IDO) command OR Either the coverage field, the shading field, or both in a PTOCA Set Extended Text Color (SEC) control sequence for a highlight color contained an invalid value. The control sequence occurred in a Write Text command.

**System action:**

If the formdef being used to process this print request contains a color fidelity triplet (x'75'), the continuation and reporting settings from the formdef control the system action. If there is no color fidelity triplet in the formdef, the default action is to not report the error(s) and continue processing the print request.

**User response:**

Use local problem-reporting procedures to report this message.

**0424-052**

MMU: Fatal error in checking the cache file status.

**Explanation:**

The Medium Map Utility uses a temporary cache file to generate multiple copies requested by the -m option. Before writing each set of pages to the cache file, the file system containing the cache file is checked for space availability. The system call to perform this check has failed.

**System action:**

The Medium Map Utility terminates.

**User response:**

Check the cache file system `/var/psf/mmu` and try again. If the problem persists, call your service representative.

**0424-053**

MMU: No space left on the file system to write to the cache file directory \_\_\_\_.

**Explanation:**



The Medium Map Utility uses a temporary cache file to generate multiple copies requested by the -m option. The file system containing the cache file is full.

**System action:**

The Medium Map Utility terminates.

**User response:**

Make more space available in the file system and try again.

**0424-054**

MMU: Fatal error in trying to truncate the cache file.

**Explanation:**

The Medium Map Utility uses a temporary cache file to generate multiple copies requested by the -m option. The cache file is truncated before writing each set of pages. The truncation failed.

**System action:**

The Medium Map Utility terminates.

**User response:**

Check the cache file system /var/psf/mmu and try again. If the problem persists, call your service representative.

**0424-055**

MMU: Illegal value for option -n : \_\_\_\_\_

**Explanation:**

The number of pages to be cached must be greater or equal 1.

**System action:**

The Medium Map Utility terminates.

**User response:**

Call the MMU with a correct value for the -n option.

**0424-056**

MMU: Illegal value for option -m : \_\_\_\_\_

**Explanation:**

The number of copies must be greater or equal 1.

**System action:**

The Medium Map Utility terminates.

**User response:**

Call the MMU with a correct value for the -m option.

**0424-057**

MMU: Mirror output file \_\_\_\_\_ could not be opened.

**Explanation:**

The file specified for mirroring the input data could not be opened.

**System action:**

The Medium Map Utility terminates.

**User response:**

Check the path and permissions and try again.

**0424-058**

MMU: Unrecognized option :\_\_\_\_\_.

**Explanation:**

An unknown option has been encountered on the command line.

**System action:**

The Medium Map Utility terminates.

**User response:**

Call the MMU using only supported options. The call syntax is: mmu [-b] [-e] [-n number to cache] [-m number of copies] [-i filename] {-j js filename | -f js file descriptor}

**0424-059**

MMU: Both -n and -m options must be specified.

**Explanation:**

If the multiple copies are desired, both **-n** and **-m** options must be specified.

**System action:**

The Medium Map Utility terminates.

**User response:**

Call the MMU either using both -n and -m or omitting both **-n** and **-m** options.

**0424-060**

MMU: The cache file \_\_\_\_\_ could not be opened.

**Explanation:**

The Medium Map Utility uses a temporary cache file to generate multiple copies requested by the **-m** option. The cache file could not be opened.

**System action:**

The Medium Map Utility terminates.

**User response:**

Check the path and permissions and try again.

#### **0424-061**

MMU: Either -f or -j option must be specified.

#### **Explanation:**

A job script file must be given to the MMU using either -j or -f option. The job script contains the information needed by the MMU to construct the medium map.

#### **System action:**

The Medium Map Utility terminates.

#### **User response:**

Call the MMU using -j or -f to specify a job script file.

#### **0424-062**

MMU: The job script file could not be opened.

#### **Explanation:**

The job script file specified by the -j or -f option could not be opened.

#### **System action:**

The Medium Map Utility terminates.

#### **User response:**

Check the path and permissions and try again.

#### **0424-063**

MMU: Corrupted job script file.

#### **Explanation:**

An error has been encountered in parsing the job script file.

#### **System action:**

The Medium Map Utility terminates.

#### **User response:**

Correct the job script file syntax and try again.

#### **0424-064**

MMU: Output bin zero is illegal.

#### **Explanation:**

A job script file entry requesting the output bin of zero has been encountered.

#### **System action:**

The Medium Map Utility terminates.

**User response:**

Correct the job script file syntax and try again.

**0424-065**

MMU: X offset specified in pels. Resolution of 240 pel/inch is assumed.

**Explanation:**

The offsets can be specified using inches, millimeters or pels. If the offsets are specified in pels, MMU must assume an actual destination resolution to convert the offset into a physical measurement.

**System action:**

The Medium Map Utility continues processing.

**User response:**

No response required.

**0424-066**

MMU: Y offset specified in pels. Resolution of 240 pel/inch is assumed.

**Explanation:**

The offsets can be specified using inches, millimeters or pels. If the offsets are specified in pels, MMU must assume an actual destination resolution to convert the offset into a physical measurement.

**System action:**

The Medium Map Utility continues processing.

**User response:**

No response required.

**0424-067**

MMU: Encountered a premature end of the input data stream.

**Explanation:**

The input data stream terminated abruptly, with the current MODCA structured field still incomplete.

**System action:**

The Medium Map Utility continues processing.

**User response:**

Correct the error in the data stream and try again.

**0424-068**

MMU: The input stream is not MODCA.

**Explanation:**

The data stream submitted to the MMU via standard input is not MODCA.

**System action:**

The Medium Map Utility terminates.

**User response:**

Submit only MODCA data stream to the MMU.

**0424-069**

MMU: encountered objects between pages in cache mode.

**Explanation:**

Both **-n** and **-m** options were specified to the MMU, and the data contained MODCA structured fields between pages. If the value of the **-n** option was more than 1, the effect of these structured fields can be unpredictable, in some cases affecting later copies of pages logically earlier in the datastream.

**System action:**

The Medium Map Utility continues processing.

**User response:**

No response required, but check the output for validity.

**0424-070**

MMU: Fatal error in checking the mirror file status.

**Explanation:**

The MMU has been called with the **-i** option specifying that input data mirroring to a file be performed. Before writing each MODCA structured field to the mirror file, the file system containing the mirror file is checked for space availability. The system call to perform this check has failed.

**System action:**

The Medium Map Utility terminates.

**User response:**

Check the file system containing the mirror file and try again. If the problem persists, call your service representative.

**0424-071**

MMU: No space left on the file system to write to mirror file \_\_\_\_\_. File \_\_\_\_\_ will be removed.

**Explanation:**

There was not enough space left on the file system containing the mirror file to write the next MODCA structured field.

**System action:**

The Medium Map Utility terminates.

**User response:**

Make more space available for the mirror file and try again.

## 0424-077

Syntax: afpReorder

### Explanation:

Incorrect input syntax.

```
afpReorder <input file(s)>[-b2|-c <up size>|-ce <up size>|-b2e]-m <med map list>
[-ff <file of file name>|-fm <file of med maps> [-t]]
```

Where:

#### **-ff**

file containing input file namest

#### **-b2**

booklet 2-up format

#### **-b2e**

booklet 2-up format with saved pages

#### **-rb2**

reverse booklet 2-up format

#### **-rb2e**

reverse booklet 2-up format with saved pages

#### **-b2ic**

booklet 2-up format with integrated cover

#### **-b2ice**

booklet 2-up format with integrated cover, saved pages

#### **-rb2ic**

reverse booklet 2-up format with integrated cover

#### **-b2ice**

booklet 2-up format with integrated cover, saved pages

#### **-rb2ic**

reverse booklet 2-up format with integrated cover

#### **-rb2ice**

reverse booklet 2-up fmt w/ integrated cover, saved pages

#### **-c**

side-by-side <up-size> copy format

#### **-ce**

side-by-side <up-size> copy format with saved pages

- r**  
reverse printfile pages, assume <pps> pages per sheet
- cf**  
side-by-side <up-size> copy format for fanfold
- fltr**  
filter the data stream (standard in/standard out)
- p2**  
pages 1 to  $n/2$  and  $(n/2)+1$  to  $n$  in parallel columns
- rp2**  
reversed pages 1 to  $n/2$  and  $(n/2)+1$  to  $n$  in parallel columns
- p3**  
pages 1 to  $n/3$ , etc. in parallel columns
- rp3**  
reversed pages 1 to  $n/3$ , etc. in parallel columns
- rb2f**  
reverse booklet 2-Up format front/back page placement
- rsheet**  
reverse face down printfile sheets, preserve IMM's if -oldway specified, only preserve IMM's if the name changes.
- rstack**  
reverse print unit, duplex face up, preserve IMM's if -oldway specified, only preserve IMM's if the name changes.
- revstack**  
reverse print unit, preserve IMM's. if -oldway specified, only preserve IMM's if the name changes. if <pps> is provided, uses <pps> pages per sheet to calculate number of blank pages to insert at the beginning of the reversed data.
- oldway**  
for rsheet, rstack and revstack, preserve IMM's only if the name changes.
- keptle**  
for revstack, preserve Named Group and TLE structured fields.
- sides**  
number of sides to be printed on. 1 or 2 must be specified. If sides is not specified, defaults will be assumed. Not used if the formdef is inline. Used only with rsheet, rstack and revstack and overrides any MM names starting with 'S' to indicate simplex.
- merge**  
take same page from each file versus sequential pages

**-mc**

list of buildMm cfg file names

**-fmc**

file containing buildMm cfg file names

**-fd**

a buildMm cfg file for a formdef

**-ksf**

list of kodak setup files

**-o**

output file

**-i**

mirror the input stream to this output file

**-sf**

file containing a setup info object container

**-sfrn**

name to be put on BR for the setup container

**-nostrp**

do not strip any BDT or EDT (default is to strip)

**-bdt**

insert a BDT at the start of the print file

**-edt**

insert an EDT at the end of the print file

**-imm**

insert an IMM immediately following BDT

**-t**

turn on detailed trace

**System action:**

None.

**User response:**

Reissue the command with the correct syntax.

**0424-078**

\_\_\_\_\_: No input MOD:CA file was specified on the command line.

**Explanation:**



The program requires an input MOD:CA file

**System action:**

The transform terminates.

**User response:**

Reissue the command with an input MOD:CA file.

**0424-079**

An incorrect copy count \_\_\_\_ was specified.

**Explanation:**

**afpReorder** requires a positive integer copy count for the side-by-side copy formats.

**System action:**

The transform terminates.

**User response:**

Enter the command again with the correct copy count.

**0424-080**

Initialization of afpReorder trace function failed.

**Explanation:**

The initialization of afpReorder trace function failed.

**System action:**

The program terminates.

**User response:**

Contact service personnel.

**0424-081**

cannot open file \_\_\_\_.

**Explanation:**

The program cannot open the file specified in the message.

**System action:**

The program terminates.

**User response:**

Verify the file exists at the proper path and enter the command again.

**0424-082**

No MOD:CA pages were found.

**Explanation:**

No MO:DCA pages were found in the input file(s).

**System action:**

The program terminates.

**User response:**

Verify the input file is correct and enter the command again.

**0424-083**

Unknown output format.

**Explanation:**

The output format specified on the command line is unknown.

**System action:**

The program terminates.

**User response:**

Enter the command again with the correct syntax.

**0424-085**

\_\_\_\_\_: Unknown input parameter \_\_\_\_\_.

**Explanation:**

An unknown input parameter was entered on the command line.

**System action:**

The program terminates.

**User response:**

Enter the command again with the correct syntax.

**0424-087**

Inline object transform failed for object \_\_\_\_\_. The object will not be processed and sent to the actual destination.

**Explanation:**

The file references a non-OCA object. Inline transform of this object was attempted and failed.

**System action:**

Check the non-OCA object using the stand-alone transform, correct the problem, and resubmit the print job.

**User response:**

InfoPrint Manager may continue processing this file depending on the value of Image Checks.

**0424-088**

The print file contains a document resource and must be printed on an actual destination with Include Saved Page support.

**Explanation:**

A resource object of type, document, was encountered within the resource group in the print file but the actual destination does not have Include Saved Page support.

**System action:**

InfoPrint Manager stops processing the file at the point of the error. If there are other files in this print job, InfoPrint Manager resumes processing starting with the next file in the job; otherwise, InfoPrint Manager cancels the job.

**User response:**

Print the file on an actual destination having Include Saved Page support. Otherwise the MO:DCA document resource object and any Include Page (IPG) references to the document resource must be removed from the print file before it can be printed.

**0424-089**

Invalid MO:DCA datastream. An inline resource group was found in a MO:DCA document.

**Explanation:**

Input Manager found a BRG structured field after a BDT structured field.

**System action:**

The **psfin** program stops processing the file on which the error occurred. Any files processed by **psfin** prior to this file are not affected. **psfin** does not process any more files in the job script.

**User response:**

Determine what is generating invalid MO:DCA and correct it. If the error cannot be corrected or the error occurs again, use local problem-reporting procedures to report this message.

**0424-090**

ERROR: The actual destination reported that more than one Include Saved Page command was specified in a page to be printed.

**Explanation:**

Input Manager found a BRG structured field after a BDT structured field.

**System action:**

InfoPrint Manager stops processing the file at the point of the error. If there are other files in this print job, InfoPrint Manager resumes processing starting with the next file in the job; otherwise, InfoPrint Manager cancels the job.

**User response:**

Use local problem-reporting procedures to report this message.

**0424-091**

ERROR: The actual destination reported that an Include Saved Page command was encountered in a page to be saved.

**Explanation:**

An Included Saved Page command was encountered in a page to be saved. The page to be saved was found in a group to which the Save Pages group operation applied.

**System action:**

InfoPrint Manager stops processing the file at the point of the error. If there are other files in this print job, InfoPrint Manager resumes processing starting with the next file in the job; otherwise, InfoPrint Manager cancels the job.

**User response:**

Use local problem-reporting procedures to report this message.

**0424-093**

The number of copies given in the Medium Copy Count (MCC) structured field cannot exceed 1 for this type of actual destination. The number of copies is set to 1.

**Explanation:**

The actual destination does not allow the number of copies (copy count) to be greater than 1. The copy count is derived by the Medium Copy Count (MCC) structured field that is given in the supplied form definition. The copy count is defined by (Stopnum - Startnum) + 1 within the MCC copy subgroup(s).

**System action:**

InfoPrint Manager automatically sets the copy count to 1 and continues processing the print job.

**User response:**

This is an informational message; no response is required.

**0424-094**

MVS Download Object: \_\_\_\_ - MVS download System error; cannot create the MVS job service/daemon process (errno = \_\_\_\_)

**Explanation:**

**mvsprsd** detected a system error while trying to create and start the exit routine to print the AFP job.

**System action:**

InfoPrint Manager does not complete printing of the AFP print job

**User response:**

Check that your system has not exhausted its paging space or process ids. If the error cannot be corrected or the error occurs again, use local problem-reporting procedures to report this error. When reporting this message, include the return code it contains.

**0424-095**

MVS Download Object: \_\_\_\_ - MVS download System error on file system \_\_\_\_\_. (errno = \_\_\_\_)

**Explanation:**

**mvsprsd** detected a system error concerning file status

**System action:**

InfoPrint Manager does not complete printing of the AFP print job

**User response:**

Check that the file system has not been exhausted of free space. If the error cannot be corrected or the error occurs again, use local problem-reporting procedures to report this error. When reporting this message, include the return code it contains.

**0424-096**

MVS Download Object: \_\_\_\_ - MVS download System error changing directory to \_\_\_\_\_. (errno = \_\_\_\_)

**Explanation:**

**mvsprsd** detected a system error while changing directories.

**System action:**

InfoPrint Manager does not complete printing of the AFP print job

**User response:**

Check that the named directory does exist and access is allowed. If the error cannot be corrected or the error occurs again, use local problem-reporting procedures to report this error. When reporting this message, include the return code it contains.

**0424-098**

MVS Download Object: \_\_\_\_ - MVS download System error; error while closing a file \_\_\_\_\_. (errno = \_\_\_\_)

**Explanation:**

**mvsprsd** detected a system error when closing the file.

**System action:**

InfoPrint Manager does not complete printing of the AFP print job

**User response:**

Check that there is enough free space to write out the file. If the error cannot be corrected or the error occurs again, use local problem-reporting procedures to report this error. When reporting this message, include the return code it contains.

**0424-106**

MMU: Medium map name is empty or too long : \_\_\_\_\_.

**Explanation:**

The medium map name provided with the **-mm** option must be between 1 and 8 characters long.

**System action:**

The Medium Map Utility terminates.

**User response:**

Invoke the Medium Map Utility with a valid medium map name.

**0424-107**

An invalid server address (\_\_\_\_) and port (\_\_\_\_) was extracted from the actual destination profile.

**Explanation:**

The actual destination profile contains a server address and port. This server is used by the inline transform process to PCL and Postscript data. The values in the actual destination profile are not valid.

**System action:**

Check the values of the transform server address and port in the actual destination profile.

**User response:**

InfoPrint Manager may continue processing this file depending on the value of Image Checks.

**0424-108**

PCL/Postscript inline transform failed. PCL/Postscript error message is \_\_\_\_

**Explanation:**

The PCL/Postscript inline transform failed and returned the preceding error information

**System action:**

Check the error with the appropriate transform documentation. Check the non-OCA object using the stand-alone transform, correct the problem, and resubmit the print job.

**User response:**

InfoPrint Manager may continue processing this file depending on the value of Image Checks.

**0424-109**

TIFF/JPEG inline transform failed. TIFF/JPEG error number is \_\_\_\_

**Explanation:**

The TIFF/JPEG inline transform failed and returned the preceding error number.

**System action:**

Check the error with the appropriate transform documentation. Check the non-OCA object using the stand-alone transform, correct the problem, and resubmit the print job.

**User response:**

InfoPrint Manager may continue processing this file depending on the value of Image Checks.

**0424-110**

\_\_\_\_\_ : Maximum number of input files/medium maps exceeded.

**Explanation:**

The maximum number of input files or medium maps was entered on the command line or within a file of names. The maximum number is 1000.

**System action:**

None.

**User response:**

Enter the command again with the fewer input files or medium maps.

**0424-111**

Specifying input files on the command line is not valid with the "-ff" command line option.

**Explanation:**

Input files were specified on the command line and the **-ff** option was used. These options are mutually exclusive.

**System action:**

The program terminates.

**User response:**

Enter the command again with either the input files on the command line or using the **-ff** command line option.

**0424-112**

Specifying the command line option "\_\_\_\_\_" is not valid with the "\_\_\_\_\_" command line option.

**Explanation:**

The command line options specified are mutually exclusive.

**System action:**

None.

**User response:**

Enter the command again with only one of the command line option

**0424-115**

Too many jobs in /var/psf/seglist.

**Explanation:**

The segprof internal memory allocation allows at most 25,000 entries on the expanded command line. The expanded command line contains the program name, any options and all the file names. If segprof has been invoked with '.' as the file name, all the filenames in the current directory are treated as arguments. Thus, at most some 24998 jobs can be saved in /var/psf/seglist.

**System action:**

segprof terminates with the return code of 1.

**User response:**

Clean up at least some of the seglist entries by hand and try again.

**0424-119**

Canceling job - waiting for child processes to die.

**Explanation:**

The Input Manager is attempting to cancel processing on a file for which deblocking has finished. Input Manager is waiting for associated child process(es) to complete.

**System action:**

The **psfin** program waits until all associated child process(es) are terminated. Deblocking will continue to the next logical file.

**User response:**

This is an informational message; no response is required.

**0424-120**

Input Manager could not spawn \_\_\_\_, errno=\_\_\_\_\_.

**Explanation:**

The Input Manager **psfin** program attempted to fork( ) a child process and the effort failed. Input Manager attempts to spawn child processes for any required input exit, transform, output exit, and segmenter. One of these attempts to create a child process failed.

**System action:**

The **psfin** program stops processing the file on which the error occurred. The **psfin** program will then shut itself down, removing any existing child processes.

**User response:**

The number of processes that can be run are controlled by values in the `/etc/security/limits` file. Contact the person who administers your system for assistance.

**0424-121**

Canceling JES2 file (Will deblock to the next file).

**Explanation:**

The Input Manager is attempting to cancel processing on a JES2 file. We must, because of the format of the JES2 file, continue deblocking to find the next file.

**System action:**

The **psfin** program stops processing the file on which the error occurred. Deblocking will continue to the next logical file.

**User response:**



This is an informational message; no response is required.

### 0424-122

Record BackSpace failed on device \_\_\_\_\_, errno = \_\_\_\_\_.

#### Explanation:

The Input Manager **psfin** was processing a JES2 tape and during deblocking, a request was made to reposition the tape to a previous tape location. This tape repositioning is required due to the structure of JES2 files on tape. This file structure may require the **psfin** program to read ahead to determine what the next required activity may be. The attempt to reposition the tape failed.

#### System action:

The **psfin** program stops processing the file on which the error occurred. The **psfin** program will then shut itself down, removing any existing child processes.

#### User response:

Enter the **man ioctl** command to determine what action to take for the **errno** value shown in the message.

### 0424-123

Input Manager could not find job script \_\_\_\_\_.js for JES2 file \_\_\_\_\_ (named \_\_\_\_\_) in file \_\_\_\_\_ (named \_\_\_\_\_).

#### Explanation:

A job script to process a JES2 file was not found. The job script that was used to submit the print job specified the name of another job script to be used for one or more input JES2 files. The job script named inside the originally submitted job script could not be found.

#### System action:

The **psfin** program stops processing the file on which this error occurred. Any files processed by **psfin** prior to this file are not affected. **psfin** does not process any more files in the job script.

#### User response:

If you are using the InfoPrint Manager SMIT panels, ensure that any job scripts named in the Names of files to be submitted in the job field exist. If you are using a job script with the **psfin** command, ensure that any job scripts named with the **i\_FileNames** keyword exist.

### 0424-124

Processing JES2 file \_\_\_\_\_ (named \_\_\_\_\_) in file \_\_\_\_\_ (named \_\_\_\_\_) with job script \_\_\_\_\_.

#### Explanation:

The Input Manager is attempting to process a specific JES2 file. This message identifies the JES2 file which is currently being processed. The file resides on a labeled tape.

#### System action:

The **psfin** program processes the specified JES2 file as requested by the appropriate job script.

#### User response:

This is an informational message; no response is required.

**0424-125**

Skipping JES2 file \_\_\_\_ (named \_\_\_\_) in file \_\_\_\_ (named \_\_\_\_).

**Explanation:**

The Input Manager is skipping the current JES2 file. This message identifies the JES2 file which is being skipped. The file resides on a labeled tape.

**System action:**

The **psfin** program skips the specified JES2 file as requested by the appropriate job script.

**User response:**

This is an informational message; no response is required.

**0424-126**

Processing JES2 file \_\_\_\_ (named \_\_\_\_) in file \_\_\_\_ with job script \_\_\_\_.

**Explanation:**

The Input Manager is skipping the current JES2 file. This message identifies the JES2 file which is being skipped. The file resides on a labeled tape.

**System action:**

The **psfin** program processes the specified JES2 file as requested by the appropriate job script.

**User response:**

This is an informational message; no response is required.

**0424-127**

Processing JES2 file \_\_\_\_ (named \_\_\_\_) in file \_\_\_\_ with job script \_\_\_\_.

**Explanation:**

The Input Manager is skipping the current JES2 file. This message identifies the JES2 file which is being skipped. The file resides on a labeled tape.

**System action:**

The **psfin** program skips the specified JES2 file as requested by the appropriate job script.

**User response:**

This is an informational message; no response is required.

**0424-128**

Processing of JES2 file \_\_\_\_ (named \_\_\_\_) in tape file \_\_\_\_ (named \_\_\_\_) is complete.

**Explanation:**

The Input Manager completed processing of a specific JES2 file. This message identifies the JES2 file for which processing has completed. The file resided on a labeled tape.

**System action:**

The **psfin** program processed the specified JES2 file as requested by the appropriate job script.

**User response:**

This is an informational message; no response is required.

**0424-129**

Processing of JES2 file \_\_\_\_ (named \_\_\_\_) in tape file \_\_\_\_ is complete.

**Explanation:**

The Input Manager completed processing of a specific JES2 file. This message identifies the JES2 file for which processing has completed. The file resided on an unlabeled tape.

**System action:**

The **psfin** program processed the specified JES2 file as requested by the appropriate job script.

**User response:**

This is an informational message; no response is required.

**0424-130**

Input Manager could not find job script \_\_\_\_ .js for JES2 file \_\_\_\_ (named \_\_\_\_) in file \_\_\_\_.

**Explanation:**

A job script to process a JES2 file was not found. The job script that was used to submit the print job specified the name of another job script to be used for one or more input JES2 files. The job script named inside the originally submitted job script could not be found.

**System action:**

The **psfin** program stops processing the file on which this error occurred. Any files processed by **psfin** prior to this file are not affected. **psfin** does not process any more files in the job script.

**User response:**

If you are using the InfoPrint Manager SMIT panels, ensure that any job scripts named in the Names of files to be submitted in the job field exist. If you are using a job script with the **psfin** command, ensure that any job scripts named with the **i\_FileNames** keyword exist.

**0424-136**

InfoPrint Manager is processing a cancel job request for jobid \_\_\_\_.

**Explanation:**

InfoPrint Manager has received a cancel job request for the specified job and is processing it. Another message will be issued when the processing of the request is complete.

**System action:**

InfoPrint Manager processes the cancel job request.

**User response:**

This is an informational message; no response is required.

### 0424-137

InfoPrint Manager is ignoring the cancel job request because the job has already printed.

#### **Explanation:**

InfoPrint Manager has received a cancel job request, but the job to be cancelled has already finished printing, so the job is not cancelled.

#### **System action:**

InfoPrint Manager ignores the cancel job request and continues printing the next job, if any.

#### **User response:**

This is an informational message; no response is required.

### 0424-138

InfoPrint Manager has cancelled jobid \_\_\_\_ at document page \_\_\_\_ of copy \_\_\_\_.

#### **Explanation:**

InfoPrint Manager has cancelled printing of the requested job at the specified page number.

#### **System action:**

InfoPrint Manager continues printing with the next job in the queue, if any.

#### **User response:**

This is an informational message; no response is required.

### 0424-140

InfoPrint Manager is processing a Pause Printer request.

#### **Explanation:**

InfoPrint Manager has received a Pause Printer request and is processing it. Another message will be issued when the processing of the request is complete.

#### **System action:**

InfoPrint Manager processes the Pause Printer request.

#### **User response:**

This is an informational message; no response is required.

### 0424-141

InfoPrint Manager has paused actual destination \_\_\_\_.

#### **Explanation:**

InfoPrint Manager has paused the specified actual destination, as requested.

#### **System action:**

InfoPrint Manager waits for a request to resume the actual destination.

#### **User response:**

This is an informational message; no response is required.

**0424-142**

InfoPrint Manager has resumed actual destination \_\_\_\_.

**Explanation:**

InfoPrint Manager has resumed the specified actual destination, as requested.

**System action:**

InfoPrint Manager continues printing from the point at which it was paused.

**User response:**

This is an informational message; no response is required.

**0424-169**

MMU: At least one Medium Map configuration file name must be provided.

**Explanation:**

The Medium Map Utility has been invoked with the -mc option on the command line, and no filenames followed the option. At least one name is required after this option. Each filename should refer to a configuration file that specifies the medium map parameters.

**System action:**

The Medium Map Utility terminates with a nonzero return code.

**User response:**

Correct the command line syntax and try again.

**0424-170**

MMU: Memory allocation failed.

**Explanation:**

An internal memory allocation system call failed.

**System action:**

The Medium Map Utility terminates with a nonzero return code.

**User response:**

Contact your service representative.

**0424-171**

MMU: Error \_\_\_\_ in parsing medium map config file \_\_\_\_.

**Explanation:**

The Medium Map Utility calls an API to generate an medium map, based on the data provided in the configuration file. The API has returned an error code, indicating that the configuration file could not be opened or contains syntax errors.

**System action:**

The Medium Map Utility terminates with a nonzero return code.

**User response:**

Correct the configuration file problem and try again.

**0424-172**

Syntax: buildMm buildMm -c <cfg file>[-f | -o <output file>]-c = configuration file name, required -f = create formdef instead of just a medium map, opt. -o = output file name, opt. default = stdout -m = medium map name, overrides name in cfg file, opt -v = verbose, optional

**Explanation:**

Incorrect input syntax.

**System action:**

None.

**User response:**

Enter the command again with the correct syntax.

**0424-173**

The actual destination model specified, \_\_\_\_\_, does not match the printer-reported device type, \_\_\_\_\_.

**Explanation:**

The actual destination model specified in the InfoPrint Manager configuration does not match the device type reported by the actual destination and is for a different actual destination family.

**System action:**

InfoPrint Manager logs the error for each job and then prints the job.

**User response:**

Specify the correct actual destination model in the InfoPrint Manager configuration.

**0424-178**

Input Manager could not locate the /var/psf/seglist directory.

**Explanation:**

Input Manager requires that the directory /var/psf/seglist exist. This directory should have been created at installation time.

**System action:**

The current invocation of Input Manager fails. This is a fatal error.

**User response:**

Determine if the directory /var/psf/seglist exists. If it does not exist, it may identify other potential problems with the installation. If the directory does not exist, it may be manually created by the root userid. The job upon which this error occurred will not print until the job is resubmitted from the user interface.

**0424-179**

Input Manager is terminating with an exit code of \_\_\_\_.

**Explanation:**

Input Manager is terminating with a non-zero return code. This is likely to be caused by a failed transform or a system resource problem.

**System action:**

The current invocation of Input Manager fails. This is a fatal error.

**User response:**

Determine the cause of the problem and correct the situation. If the cause of the problem cannot be determined, include the provided exit code when requesting assistance from your service representative. The job upon which this error occurred will not print until the job is resubmitted from the user interface.

**0424-180**

The character set specifies a MICR font. The actual destination does not support MICR fonts.

**Explanation:**

InfoPrint Manager has detected the MICR bit set in the character set FNC structured field. This indicates that MICR printing is desired, but the actual destination does not support this capability.

**System action:**

InfoPrint Manager stops processing the file at the point of the error. If there are other files in this print job, InfoPrint Manager resumes processing starting with the next file in the job; otherwise, InfoPrint Manager cancels the job.

**User response:**

Correct the print file, and submit the print job again.

**0424-181**

ERROR: A Page Modification Control (PMC) structured field specified a PMC overlay \_\_\_\_, but this overlay was not mapped within the containing medium map \_\_\_\_.

**Explanation:**

A Page Modification Control (PMC) structured field specified an overlay name that was not mapped by any Map Page Overlay (MPO) structured field within the containing medium map (a Formdef copygroup). To include a PMC overlay on a page for N-up printing, the PMC overlay must be mapped with an MPO structured field in the containing medium map.

**System action:**

InfoPrint Manager stops processing the file at the point of the error. If there are other files in this print job, InfoPrint Manager resumes processing starting with the next file in the job; otherwise, InfoPrint Manager cancels the job.

**User response:**

Use the accompanying messages to determine if the structured field causing the error is in a medium map contained in the input file or in a Formdef resource referenced by the input file. The program or

person who created the medium map most likely caused the error. Correct the error and send the job again. See the 'MO:DCA Reference' for further information on this structured field.

### 0424-182

The font character set \_\_\_\_ with the resolution/type \_\_\_\_ cannot be located.

#### Explanation:

InfoPrint Manager cannot locate a font character set at this resolution. InfoPrint Manager searches for a font at this resolution/type based on font and system search orders as well as extension naming conventions defined for this product. InfoPrint Manager determines the first target resolution/type based on information from the data stream, command line and default actual destination values. If Font Fidelity is CONTINUE, InfoPrint Manager cycles through other possible resolutions/types.

#### System action:

InfoPrint Manager may continue processing the print job based on the value of font fidelity.

#### User response:

None.

### 0424-183

The font character set \_\_\_\_ with the resolution/type \_\_\_\_ appeared inline within the print file at offset \_\_\_\_.

#### Explanation:

InfoPrint Manager found a FOCA2 FCS inline within the print file.

#### System action:

InfoPrint Manager may continue processing the print job based on the value of font fidelity.

#### User response:

None.

### 0424-184

The actual destination does not support the \_\_\_\_ resolution/type \_\_\_\_ for the font character set \_\_\_\_.

#### Explanation:

InfoPrint Manager will not attempt to locate a font character set with the identified resolution/type because it is not supported by the target actual destination. InfoPrint Manager searches for a font at this resolution/type based on font and system search orders as well as extension naming conventions defined for this product. InfoPrint Manager determines the first target resolution/type based on information from the data stream, command line and default actual destination values. If Font Fidelity is CONTINUE, InfoPrint Manager cycles through other possible resolutions/types.

#### System action:

InfoPrint Manager may continue processing the print job based on the value of font fidelity.

#### User response:

None.



**0424-185**

All code pages for the DBCS coded font file \_\_\_\_ were located.

**Explanation:**

InfoPrint Manager located all of the code pages referenced in the DBCS coded font. This message is informational.

**System action:**

None.

**User response:**

None.

**0424-186**

All font character sets for the DBCS coded font file \_\_\_\_ were located at \_\_\_\_ resolution.

**Explanation:**

InfoPrint Manager located all of the font character sets referenced in the DBCS coded font. This message is informational.

**System action:**

None.

**User response:**

None.

**0424-187**

The font character sets for the DBCS coded font file \_\_\_\_ cannot be located.

**Explanation:**

InfoPrint Manager failed to locate the font character sets referenced in the DBCS coded font.

**System action:**

None.

**User response:**

None.

**0424-188**

The actual destination does not support the \_\_\_\_ resolution/type \_\_\_\_ for the coded font \_\_\_\_.

**Explanation:**

InfoPrint Manager will not attempt to locate a coded font with the identified resolution/type because it is not supported by the target actual destination. InfoPrint Manager searches for a coded font at this resolution/type based on font and system search orders as well as extension naming conventions defined for this product. InfoPrint Manager determines the first target resolution/type based on information from the data stream, command line and default actual destination values. If Font Fidelity in CONTINUE , InfoPrint Manager cycles through other possible resolution/types.

**System action:**

InfoPrint Manager may continue processing the print job based on the value of Font Fidelity.

**User response:**

None.

**0424-189**

The coded font file \_\_\_\_ was located \_\_\_\_, path is \_\_\_\_.

**Explanation:**

InfoPrint Manager located the coded font file. This message is informational.

**System action:**

None.

**User response:**

None.

**0424-190**

The Font Fidelity code on the PFC structured field is invalid. InfoPrint Manager will continue processing.

**Explanation:**

InfoPrint Manager encountered an invalid Font Fidelity code on the X'78' Font Fidelity Triplet of the Presentation Fidelity Control (X'D3B288') structured field. Valid codes are X'01' and X'02'.

**System action:**

InfoPrint Manager ignores the Font Fidelity exception code in the formdef and continues processing.

**User response:**

None.

**0424-191**

Could not locate coded font \_\_\_\_ of type \_\_\_\_\_. Font fidelity is \_\_\_\_\_.

**Explanation:**

InfoPrint Manager could not locate the coded font. InfoPrint Manager was looking for a coded font of the specified type, derived from the font resolution. If font fidelity is CONTINUE, InfoPrint Manager may continue looking for the coded font at another type. If font fidelity is STOP, InfoPrint Manager will halt.

**System action:**

InfoPrint Manager may continue processing depending on the value of font fidelity.

**User response:**

If InfoPrint Manager can not locate the coded font, correct the problem and resubmit the job.

**0424-192**

The font resolution value X'\_\_\_\_' in the Map Coded Font format 2 structured field (MCF2) repeating group number \_\_\_\_ is not valid.

**Explanation:**

The font resolution value within the Font Resolution and Metric Technology Triplet (X'84') is not valid. Valid values are X'0960' (240-pel) and X'0BB8' (300-pel). This triplet is on an MCF2 structured field. See the 'MO:DCA Reference' for further information on this structured field.

**System action:**

InfoPrint Manager stops processing the file at the point of the error. If there are other files in this print job, InfoPrint Manager resumes processing starting with the next file in the job; otherwise, InfoPrint Manager cancels the job.

**User response:**

Use the accompanying messages to determine if the structured field causing the error is in the input file or in a resource referenced by the input file. The program or person who created the input file or resource most likely caused the error. Correct the error in the input file or resource and send the job again.

**0424-193**

The font technology value X'\_\_\_\_' in the Map Coded Font format 2 structured field (MCF2) or Map Data Resource (MDR) repeating group number \_\_\_\_ is not valid.

**Explanation:**

The font technology value within the Font Resolution and Metric Technology Triplet (X'84') (in the case of an MCF2) or within the Data Object Font Descriptor (X'8B') Triplet of the MDR is not valid. Valid values are X'01' (Fixed-metric technology) and X'02' (Relative-metric technology). Valid for an MDR is X'20' (TrueType/OpenType). See the 'MO:DCA Reference' for further information on this structured field.

**System action:**

InfoPrint Manager stops processing the file at the point of the error. If there are other files in this print job, InfoPrint Manager resumes processing starting with the next file in the job; otherwise, InfoPrint Manager cancels the job.

**User response:**

Use the accompanying messages to determine if the structured field causing the error is in the input file or in a resource referenced by the input file. The program or person who created the input file or resource most likely caused the error. Correct the error in the input file or resource and send the job again.

**0424-194**

The actual destination does not support \_\_\_\_ finishing. Finishing fidelity is \_\_\_\_.

**Explanation:**

Finishing was specified in the data stream, but the actual destination reports finishing operations at this level or finishing operations for the given technology (AFP or UP3i) are not supported.

**System action:**

If finishing fidelity is CONTINUE, InfoPrint Manager does not request any finishing operations be done at the actual destination, effectively ignoring the contents of the data stream with regards to finishing. If finishing fidelity is STOP, InfoPrint Manager terminates the job.

**User response:**

No action required if finishing is not required. If finishing is required, resubmit the job to an actual destination with an activated finisher that supports the desired operations or technology.

**0424-195**

The \_\_\_\_ finishing operation is not available at the actual destination. Finishing fidelity is \_\_\_\_.

**Explanation:**

A finishing operation was specified in the data stream, but the actual destination reports that the operation is not currently available (or may not support that operation at all).

**System action:**

If finishing fidelity is CONTINUE, InfoPrint Manager does not request that the finishing operation be done by the actual destination, effectively ignoring the contents of the data stream with regards to this finishing operation.

**User response:**

No action required if finishing is not required. If finishing is required, resubmit the job to an actual destination with an activated finisher that supports the desired operation.

**0424-196**

A Medium Finishing Control structured field contains bad values. Finishing fidelity is \_\_\_\_.

**Explanation:**

Either a set of finishing operations were specified at an invalid scope, or an invalid scope was specified or an invalid Media Collection value was specified. For further details, please refer to the description of the Medium Finishing Control (MFC) structured field in the Mixed Document Object Content Architecture (MODCA) Reference.

**System action:**

If Finishing Fidelity is CONTINUE, the job continues. InfoPrint Manager does not request that any finishing operations be done at the actual destination, effectively ignoring the contents of the data stream with regards to finishing. If the Finishing Fidelity is STOP, InfoPrint Manager terminates the job.

**User response:**

If finishing is required, modify the MODCA data stream, then resubmit the file for printing.

**0424-197**

The actual destination or finishing device is out of staples; add staples.

**Explanation:**

The actual destination or finishing device is out of staples and printing cannot continue.

**System action:**

After staples have been added, InfoPrint Manager recovers and printing continues.

**User response:**

Add staples to the actual destination or finishing device.

**0424-198**

The actual destination reported a staple jam; clear the jam.

**Explanation:**

The stapling mechanism in the actual destination or finishing device has jammed or has caused a paper jam. Printing cannot continue until the jam is cleared.

**System action:**

After the jam is cleared, InfoPrint Manager recovers and printing continues.

**User response:**

Follow the instructions in the documentation for the actual destination to correct this problem.

**0424-199**

The postprocessor detected a condition that caused pages to be discarded.

**Explanation:**

The postprocessor detected a condition that caused it to discard pages. Printing cannot continue until the condition is cleared.

**System action:**

After the condition is cleared, InfoPrint Manager recovers and printing continues.

**User response:**

Follow the instructions in the documentation for the actual destination to correct this problem.

**0424-200**

The postprocessor is not ready and must be made ready before printing can continue.

**Explanation:**

The postprocessor is in a not-ready state and printing cannot continue.

**System action:**

After the postprocessor is made ready, InfoPrint Manager recovers and printing continues.

**User response:**

Follow the instructions in the documentation for the actual destination to correct this problem.

**0424-201**

The supported finishing operations on the actual destination have changed.

**Explanation:**

The actual destination reported that the supported finishing operations have changed. InfoPrint Manager reports this message for the user's information in case finishing operations requested for the print job are not performed.

**System action:**

InfoPrint Manager recovers and printing continues.

**User response:**

Examine the printed output to see if it is satisfactory.

**0424-202**

Incompatible finishing operations were requested.

**Explanation:**

The actual destination reported that the finishing operations requested are not compatible on this device. For example, some devices do not allow z-folding of sheets to be saddle stitched. See your actual destination documentation for more information on the finishing operations supported on this device.

**System action:**

InfoPrint Manager continues printing the job, but without the requested finishing operations.

**User response:**

Select finishing operations that are supported and compatible on this device and resubmit the job.

**0424-203**

The output contains too many or too few sheets to perform the requested finishing operation.

**Explanation:**

A finishing operation was requested for a collection of sheets, but the number of sheets was too large or too small for the operation. See your actual destination documentation for more information on the finishing operations supported on this device.

**System action:**

InfoPrint Manager continues printing the job, but without the requested finishing operations.

**User response:**

If the output is not acceptable, submit the print request to an actual destination that can perform the requested finishing operation.

**0424-204**

An invalid or unsupported finishing operation type was requested.

**Explanation:**

The actual destination reported that a finishing operation type was requested that is invalid or unsupported on this device. For example, some devices do not support saddle stitching. See your actual destination documentation for more information on the finishing operations supported on this device.

**System action:**

InfoPrint Manager continues printing the job, but without the requested finishing operations.

**User response:**

If the output is not acceptable, submit the print request to an actual destination that can perform the requested finishing operation.

**0424-205**

An invalid or unsupported finishing operation reference corner or edge was requested.

**Explanation:**

The actual destination reported that a finishing operation reference corner or edge was requested that is invalid or unsupported on this device. For example, some devices do not allow edge stitching on the top or bottom edge of the sheets. See your actual destination documentation for more information on the finishing operations supported on this device.

**System action:**

InfoPrint Manager continues printing the job, but without the requested finishing operations.

**User response:**

If the output is not acceptable, submit the print request to an actual destination that can perform the requested finishing operation.

**0424-206**

An unsupported finishing operation count was requested.

**Explanation:**

The actual destination reported that a finishing operation count was requested that is unsupported on this device. For example, some devices do not support more than 3 staples for edge stitching. See your actual destination documentation for more information on the finishing operations supported on this device.

**System action:**

InfoPrint Manager continues printing the job, but without the requested finishing operations.

**User response:**

If the output is not acceptable, submit the print request to an actual destination that can perform the requested finishing operation.

**0424-207**

An invalid or unsupported finishing operation axis offset was requested.

**Explanation:**

The actual destination reported that a finishing operation axis offset was requested that is invalid or unsupported on this device. For example, some devices support only a fixed axis for edge stitching. See your actual destination documentation for more information on the finishing operations supported on this device.

**System action:**

InfoPrint Manager continues printing the job, but without the requested finishing operations.

**User response:**

If the output is not acceptable, submit the print request to an actual destination that can perform the requested finishing operation.

**0424-208**

An invalid or unsupported number of finishing positions was requested.

**Explanation:**

The actual destination reported that a finishing operation was requested with a number of positions that is invalid or unsupported on this device. For example, some devices support only one fixed position for saddle stitching. See your actual destination documentation for more information on the finishing operations supported on this device.

**System action:**

InfoPrint Manager continues printing the job, but without the requested finishing operations.

**User response:**

If the output is not acceptable, submit the print request to an actual destination that can perform the requested finishing operation.

**0424-209**

An invalid or unsupported finishing operation position was requested.

**Explanation:**

The actual destination reported that a finishing operation position was requested that is invalid or unsupported on this device. For example, some devices allow only fixed positions for edge stitching. See your actual destination documentation for more information on the finishing operations supported on this device.

**System action:**

InfoPrint Manager continues printing the job, but without the requested finishing operations.

**User response:**

If the output is not acceptable, submit the print request to an actual destination that can perform the requested finishing operation.

**0424-210**

The requested finishing operation is incompatible with the selected media or output bin.

**Explanation:**

The actual destination reported that the finishing operation requested is not compatible on this device with the selected media or with the selected output bin. Some devices require that documents to be finished be routed to particular output bins. See your actual destination documentation for more information on the finishing operations supported on this device.

**System action:**

InfoPrint Manager continues printing the job, but without the requested finishing operations.



**User response:**

Select finishing operations, media, and output bins that are compatible and available on this device and resubmit the job.

**0424-211**

The requested finishing operation is incompatible with a change in output bins.

**Explanation:**

The actual destination reported that the finishing operation requested is not compatible on this device with the requested change in output bins. For some finishing operations, such as stapling, the sheets to be stapled cannot be split among output bins. See your actual destination documentation for more information on the finishing operations supported on this device..

**System action:**

InfoPrint Manager continues printing the job, but without the requested finishing operations.

**User response:**

Select finishing operations, media, and output bins that are compatible and available on this device and resubmit the job.

**0424-212**

The media to be finished cannot be sent to the selected output bin; the media may be the wrong size.

**Explanation:**

The actual destination reported that the media selected for a finishing operation cannot be sent to the selected output bin. Some finishing operations such as saddle stitching and z-folding may require manual adjustments on the finisher based on the media size. Also, there may be restrictions on the size of paper that can be z-folded or saddle stitched. See your actual destination documentation for more information on the finishing operations supported on this device. Finishing operations for the job are specified in the FORMDEF or in medium maps.

**System action:**

InfoPrint Manager stops printing the job at the point of the error. Printing continues with the next job.

**User response:**

Select finishing operations, media, and output bins that are compatible and available on this device and resubmit the job.

**0424-213**

The actual destination reported an invalid or unsupported triplet length value.

**Explanation:**

The actual destination reported that a triplet length value specified for an IPDS command is invalid or unsupported on this device. This could be bad data in the print file, an actual destination internal microcode error or an InfoPrint Manager internal logic error.

The triplet is one of the following:

- X'00' (Group ID)

- X'01' (Coded Graphic Character Set Global ID)
- X'02' (Fully Qualified Name)
- X'50' (Encoding Scheme)
- X'6E' (Group Information)
- X'85' (Finishing Operation)
- X'8B' (Data Object Font Descriptor)
- X'8E' (UP3I Finishing Operation)
- X'8D' (Linked Font)
- X'91' (CMR Descriptor)
- X'92' (Invoke CMR)
- X'95' (Rendering Intent)
- X'97' (Device Appearance)
- X'9A' (Image Resolution)
- X'9C' (Object Container Presentation Space Size)
- X'A2' (Invoke Tertiary Resource)

**System action:**

InfoPrint Manager stops printing the job when the error occurs. If there are other files in this print job, InfoPrint Manager resumes processing starting with the next file in the job; otherwise, InfoPrint Manager cancels the job.

**User response:**

Use local problem-reporting procedures to report this message.

**0424-213**

The output contains too many sheets to perform the requested finishing operation.

**Explanation:**

A finishing operation was requested for a collection of sheets, but the number of sheets was too large for the operation. See your actual destination documentation for more information on the finishing operations supported on this device. Finishing operations for the job are specified in the FORMDEF or in medium maps.

**System action:**

InfoPrint Manager stops printing the job at the point of the error. Printing continues with the next job.

**User response:**

If the output is not acceptable, submit the print request to an actual destination that can perform the requested finishing operation.

**0424-214**

The output contains too many sheets to perform the requested finishing operation.

**Explanation:**

A finishing operation was requested for a collection of sheets, but the number of sheets was too large for the operation. See your actual destination documentation for more information on the finishing operations supported on this device. Finishing operations for the job are specified in the FORMDEF or in medium maps.

**System action:**

InfoPrint Manager stops printing the job at the point of the error. Printing continues with the next job.

**User response:**

If the output is not acceptable, submit the print request to an actual destination that can perform the requested finishing operation.

**0424-215**

FORMDEF \_\_\_\_ specified \_\_\_\_ N-up but the actual destination only supports a maximum of \_\_\_\_ N-up pages per sheet side.

**Explanation:**

A FORMDEF specified more N-up pages for a sheet side than the actual destination supports.

**System action:**

InfoPrint Manager stops processing the document at the point of the error. If there are other files in this print job, InfoPrint Manager resumes processing starting with the next file in the job; otherwise, InfoPrint Manager cancels the job.

**User response:**

Choose a FORMDEF that specifies the number of N-up pages that is less than or equal to the maximum number supported by the actual destination.

**0424-216**

The selected FORMDEF \_\_\_\_ and Medium Map \_\_\_\_ specified an incompatible Invoke option for the media eject control value.

**Explanation:**

The subject medium map may reside within the document or the selected FORMDEF. The medium map specified one of the following conditions: 1) advance to the NEXT BACK PARTITION but did not specify duplex 2) advance to the NEXT BACK PARTITION but no PGP repeating group specified page placement for the back side of a sheet 3) advance to the NEXT FRONT PARTITION but no PGP repeating group specified page placement for the front side of a sheet.

**System action:**

InfoPrint Manager stops processing the printfile at the point of the error. If there are other files in this print job, InfoPrint Manager resumes processing starting with the next file in the job; otherwise, InfoPrint Manager cancels the job.

**User response:**

Rerun the job after either 1) specifying duplex as an override option when submitting the job or add duplex to the medium map specifications, or 2) making the PGP page placement and Invoke media eject correspond.

### 0424-217

The selected FORMDEF \_\_\_\_ and Medium Map \_\_\_\_ specified page rotation of \_\_\_\_ but the actual destination does not support page rotation.

#### Explanation:

A medium map specified that a page should be rotated. The actual destination does not support page rotation and presents the pages without page rotation. The subject medium map may reside within the document or the selected FORMDEF.

#### System action:

InfoPrint Manager continues processing the file.

#### User response:

Choose a FORMDEF that does not specify page rotation, or choose an actual destination that will rotate pages.

### 0424-219

An invalid or unsupported finishing option type was requested.

#### Explanation:

The actual destination reported that a finishing option type was requested that is invalid or unsupported on this device. For example, some devices do not support crease. See your actual destination documentation for more information on the finishing options supported on this device.

#### System action:

InfoPrint Manager continues printing the job, but without the requested finishing options.

#### User response:

If the output is not acceptable, submit the print request to an actual destination that can perform the requested finishing option.

### 0424-220

A mechanism error occurred which may have caused a finishing operation to be suppressed.

#### Explanation:

The postprocessor detected a mechanism error (for example, a finisher paper jam) which would prevent it from being able to apply a finishing operation. If a finishing operation was requested for the sheets being processed at the time of the error, the finishing operation was suppressed. See your actual destination documentation for more information on the postprocessor error conditions.

#### System action:

InfoPrint Manager continues printing the job, but requested finishing operations may not be applied.

#### User response:

If the output is not acceptable, submit the print request to an actual destination that can perform the requested finishing operation.

**0424-227**

The output contains mixed paper sizes which prevent the requested finishing operation.

**Explanation:**

A finishing operation was requested for a collection of sheets of mixed sizes, but the device requires all of the sheets to be the same size. See your actual destination documentation for more information on the finishing operations supported on this device. \

**System action:**

InfoPrint Manager stops printing the job at the point of the error. Printing continues with the next job.

**User response:**

Select finishing operations and media that are compatible and available on this device and resubmit the job.

**0424-228**

The actual destination reported that no input trays are available, so no printing can be done.

**Explanation:**

The actual destination reported that no input trays are currently available on the actual destination, so no printing can take place. The tray(s) may not be properly installed or may have been disabled by the operator. See your actual destination documentation for more information on the actual destination's input trays. \.

**System action:**

InfoPrint Manager disables the actual destination. \

**User response:**

Install or enable at least one input tray on the actual destination, then enable the actual destination.

**0424-230**

ERROR: The connection-timeout attribute expired for the actual destination at address \_\_\_\_\_.

**Explanation:**

The actual destination did not respond in the necessary amount of time to an attempt to start a session.

**System action:**

InfoPrint Manager's attempt to communicate with this actual destination failed. The actual destination becomes disabled unless either the actual destination job- retry-count-limit or the actual destination job-retry-interval is nonzero, in which case InfoPrint Manager will not disable the actual destination until the specified number of retries have been attempted and have all failed.

**User response:**

If the actual destination had an intervention condition, fix the condition and try again. If the actual destination was warming up, you may need to increase the value of this actual destination's connection-timeout attribute to take into account the amount of time spent warming up. Alternatively, if the actual destination is simply not responding at all, then you may need to check your network or have the actual destination fixed.

### 0424-231

ERROR: The actual destination reported an invalid color fidelity triplet continue value.

#### Explanation:

The actual destination received a Print Fidelity Control (PFC) command that contained an invalid value in the color fidelity triplet continue field.

#### System action:

InfoPrint Manager stops processing the file at the point of the error. If there are other files in this print job, InfoPrint Manager resumes processing starting with the next file in the job; otherwise, InfoPrint Manager cancels the job.

#### User response:

Correct the error in the form definition and send the job again.

### 0424-232

ERROR: The actual destination reported an invalid color fidelity triplet report value.

#### Explanation:

The actual destination received a Print Fidelity Control (PFC) command that contained an invalid value in the color fidelity triplet report field.

#### System action:

InfoPrint Manager stops processing the file at the point of the error. If there are other files in this print job, InfoPrint Manager resumes processing starting with the next file in the job; otherwise, InfoPrint Manager cancels the job.

#### User response:

Correct the error in the form definition and send the job again.

### 0424-233

ERROR: The actual destination reported an invalid color fidelity triplet substitute value.

#### Explanation:

The actual destination received a Print Fidelity Control (PFC) command that contained an invalid value in the color fidelity triplet substitute field.

#### System action:

InfoPrint Manager stops processing the file at the point of the error. If there are other files in this print job, InfoPrint Manager resumes processing starting with the next file in the job; otherwise, InfoPrint Manager cancels the job.

#### User response:

Correct the error in the form definition and send the job again.

### 0424-234

ERROR: The actual destination reported an invalid bar code scaling fidelity length.

**Explanation:**

The actual destination received a Print Fidelity Control (PFC) command that contained an invalid bar code scaling fidelity triplet length value. Either the triplet-length field in a bar code scaling fidelity triplet contained an invalid value or a bar code scaling fidelity triplet was too long to fit in the containing command.

**System action:**

InfoPrint Manager stops processing the file at the point of the error. If there are other files in this print job, InfoPrint Manager resumes processing starting with the next file in the job; otherwise, InfoPrint Manager cancels the job.

**User response:**

Correct the error in the form definition and send the job again.

**0424-235**

ERROR: The actual destination reported an invalid bar code scaling method value.

**Explanation:**

The actual destination received a Print Fidelity Control (PFC) command that contained an invalid value in the bar code scaling fidelity triplet scaling method field.

**System action:**

InfoPrint Manager stops processing the file at the point of the error. If there are other files in this print job, InfoPrint Manager resumes processing starting with the next file in the job; otherwise, InfoPrint Manager cancels the job.

**User response:**

Correct the error in the form definition and send the job again.

**0424-236**

ERROR: The actual destination reported an invalid trapping control length.

**Explanation:**

The actual destination received a Print Fidelity Control (PFC) command that contained an invalid trapping control length value. Either the triplet-length field in a trapping control triplet contained an invalid value or a trapping control triplet was too long to fit in the containing command.

**System action:**

InfoPrint Manager stops processing the file at the point of the error. If there are other files in this print job, InfoPrint Manager resumes processing starting with the next file in the job; otherwise, InfoPrint Manager cancels the job.

**User response:**

Correct the error in the form definition and send the job again.

**0424-237**

ERROR: The actual destination detected an error in an IOCA image object.

**Explanation:**

The error occurred in an Image Object Content Architecture (IOCA) image. Using the IPDS exception from preceding message 0420-249, match the exception to a description of the specific error in the following list:

**X'058C..0F'**

The sequence of self-defining fields within a series of W12 commands is invalid. A Begin Tile Parameter was encountered out of sequence.

**X'058D..0F'**

The sequence of self-defining fields within a series of W12 commands is invalid. An End Tile Parameter is missing after a Begin Tile has been encountered or was encountered out of sequence.

**X'058E..0F'**

The sequence of self-defining fields within a series of W12 commands is invalid. A Begin Transparency Mask Parameter was encountered out of sequence or appeared more than once in an image or tile.

**X'058F..0F'**

The sequence of self-defining fields within a series of W12 commands is invalid. An End Transparency Mask Parameter is missing after a Begin Transparency Mask has been encountered or was out of sequence.

**X'0592..01'**

An Image Data self-defining field was specified that should not be present because the Band Image Parameter was specified.

**X'0598..01'**

A Band Image Parameter was specified in an IO image and a subsequence Image Subsampling Parameter was also found. A Band Image Parameter and an Image Subsampling Parameter cannot coexist in the same image.

**X'0598..0F'**

The sequence of self-defining fields within a series of W12 commands is invalid. A Band Image Parameter was encountered out of sequence or appeared more than once. A Band Image Parameter must appear after a Begin Image Content and before the image data.

**X'0598..10'**

A value within a Band Image Parameter is invalid or unsupported.

**X'0598..14'**

The number of BITCNT parameters in a Band Image Parameter is not equal to the BCOUNT value.

**X'0598..15'**

The IDE size determined by the Band Image Parameter (after subtracting padding bits) does not match the IDE Size Parameter.

**X'059B..0F'**



The sequence of self-defining fields within a series of W12 commands is invalid. An IDE Structure Parameter was encountered out of sequence or appeared more than once. An IDE Structure Parameter must appear after a Begin Image Content and before the image data.

**X'059B..10'**

A value within an IDE Structure Parameter is invalid or unsupported.

**X'059B..18'**

The sum of the SIZE1 through SIZE4 values in an IDE Structure Parameter does not match the IDE size specified in the IDE Size Parameter.

**X'059C..01'**

A Band Image Data self-defining field was specified that should not be present because the Band Image Parameter was not specified.

**X'059C..0F'**

The sequence of self-defining fields within a series of W12 commands is invalid. A Band Image Data self-defining field was missing or encountered out of sequence. When a Band Image Parameter is specified, one or more Band Image Data self-defining fields must appear after image data parameters and before the End Image Content.

**X'059C..17'**

The number or sequence of Band Image Data self-defining fields within a series of W12 commands is invalid. Either some of the bands specified in the Band Image Parameter were missing in the Band Image Data or the Band Image Data self-defining fields were not in the sequential order of the band numbers.

**X'059F..01'**

One of the following occurred:

- An External Algorithm Specification Parameter was specified in an IO image, but a corresponding Image Encoding Parameter was not found.
- An Image Encoding Parameter was specified in an IO image that requires an External Algorithm Specification Parameter, but no External Algorithm Specification Parameter was found.

**X'059F..0F'**

The sequence of self-defining fields within a series of W12 commands is invalid. An External Algorithm Specification Parameter was encountered out of sequence or appeared more than once. An External Algorithm Specification Parameter must appear after a Begin Image Content and before the image data.

**System action:**

InfoPrint Manager stops processing the page containing the error, and printing continues with the next page in the print job.

**User response:**

Correct the error in the IOCA image data. The error could be in the program which produces the IOCA image data. Refer to the Image Object Content Architecture documentation for additional information.

**0424-238**

ERROR: The actual destination detected an error in an IOCA image object.

**Explanation:**

The error occurred in an Image Object Content Architecture (IOCA) image. Using the IPDS exception from preceding message 0420-249, match the exception to a description of the specific error in the following list:

**X'059F..10'**

A value within an External Algorithm Specification Parameter is invalid or unsupported.

**X'059F..11'**

An external Algorithm Specification Parameter was specified in the image, but the Image Encoding Parameter does not require it.

**X'05B5..0F'**

The sequence of self-defining fields within a series of W12 commands is invalid. A required Tile Position Parameter is missing or was encountered out of sequence.

**X'05B5..10'**

A XOFFSET or YOFFSET value within a Tile Position Parameter is invalid or is outside of the image presentation space.

**X'05B5..11'**

One of the following conditions has occurred in a Tile Position Parameter:

- Tiles are specified out of order. This exception can occur only if the Tile TOC Parameter does not contain any TOC entries. If the Tile TOC Parameter does contain TOC entries, the tiles themselves can be specified in any order.
- The Tile TOC Parameter does contain the table of contents, but the XOFFSET or YOFFSET given for this tile in the table of contents does not match the corresponding value specified in the Tile Position Parameter.

**X'05B6..0F'**

The sequence of self-defining fields within a series of W12 commands is invalid. A required Tile Size Parameter is missing or was encountered out of sequence.

**X'05B6..10'**

A value within a Tile Size Parameter is invalid.

**X'05B6..11'**

One or more of the following conditions has occurred in a Tile Size Parameter:

- The tile overlaps a previously specified tile.
- The RELRES value specified in the table of contents does not match the corresponding RELRES value in the Tile Size Parameter.
- The THSIZE or TVSIZE specified in the table or contents does not match the corresponding value in the Tile Size Parameter.

**X'05B7..0F'**

The sequence of self-defining fields within a series of W12 commands is invalid. One of the following occurred:

- A Tile Set Color Parameter was encountered out of sequence or appeared more than once.
- A Tile Set Color Parameter was specified once in the correct sequence, but the tile was not a bilevel tile. The IDE Size Parameter, if specified, must specify an IDE size of 1 bit per IDE. The IDE Structure Parameter, if specified, must specify a color space of either YCrCb or YCbCr.

#### **X'05B7..10'**

One or more of the following conditions has occurred in a Tile Set Color Parameter:

- An invalid color space (CSPACE) value was specified.
- An invalid size value was specified.
- An invalid color value was specified.

#### **X'05B7..11'**

A Tile Set Color Parameter was specified once in the correct sequence, but the tile was not a bilevel tile. The IDE Size Parameter, if specified, must specify an IDE size of 1 bit per IDE. The IDE Structure Parameter, if specified must specify a color space of either YCrCb or YCbCr

#### **X'05BB..0F'**

The sequence of self-defining fields within a series of W12 commands is invalid. In a tiled image, the Tile TOC Parameter did not appear immediately after Begin Image Content or appeared more than once.

#### **X'05BB..10'**

A value within a Tile TOC Parameter is invalid.

#### **X'05BB..11'**

One or more of the following conditions has occurred in a Tile TOC Parameter:

- Not all tiles are listed in the table of contents, even though the table of contents contains at least one tile.
- The table of contents lists a non-existent tile.
- Invalid tile order; two or more tiles in the table of contents have sort keys (primary - YOFFSET, secondary - XOFFSET) that are identical or out of sequence.
- The specified offset for one or more tiles does not point to a position where a Begin Tile Parameter starts.

#### **X'05CE..01'**

An Image Subsampling Parameter was specified in an IO image and a subsequence Band Image Parameter was also found. A Band Image Parameter and an Image Subsampling Parameter cannot coexist in the same image.

#### **X'05CE..0F'**

The sequence of self-defining fields within a series of W12 commands is invalid. An Image Subsampling Parameter was encountered out of sequence or appeared more than once. An Image Subsampling Parameter must appear after a Begin Image Content and before the image data.

**X'05CE..10'**

A value within an Image Subsampling Parameter is invalid or unsupported.

**X'05DE..0F'**

The sequence of self-defining fields within a series of W12 commands is invalid. A Color Palette Parameter was encountered out of sequence or appeared more than once. A Color Palette Parameter must appear after a Begin Image Content and before the image data.

**X'05DE..10'**

A value within a Color Palette Parameter is invalid or unsupported

**System action:**

InfoPrint Manager stops processing the page containing the error, and printing continues with the next page in the print job.

**User response:**

Correct the error in the IOCA image data. The error could be in the program which produces the IOCA image data. Refer to the Image Object Content Architecture documentation for additional information.

**0424-239**

InfoPrint Manager canceled printing of the file because a color error occurred and color fidelity was requested.

**Explanation:**

InfoPrint Manager stops processing the file as part of InfoPrint Manager error recovery. The actual destination reported an exception which indicates an invalid or unsupported color-value was requested. Because color fidelity was requested, the normal recovery for this exception is not taken. Instead, the file is canceled. Color fidelity is requested in the form definition (FORMDEF). The form definition used with this print file requested that color exceptions be reported and that printing be stopped at the point of the first color exception.

**System action:**

InfoPrint Manager stops processing the file at the point of the error. If there are other files in this print job, InfoPrint Manager resumes processing starting with the next file in the job; otherwise, InfoPrint Manager cancels the job.

**User response:**

Correct the causes of the other error messages in this message group.

**0424-240**

InfoPrint Manager located a Color Presentation Fidelity indicator in the Formdef, but the device does not support this capability.

**Explanation:**

InfoPrint Manager found a Color Fidelity Triplet (X'75') on the Presentation Fidelity Control (PFC) Structured Field. The triplet indicated Stop on errors and the device does not support the triplet.

**System action:**

InfoPrint Manager stops processing the file at the point of the error. If there are other files in this print job, InfoPrint Manager resumes processing starting with the next file in the job; otherwise, InfoPrint Manager cancels the job.

**User response:**

Use local problem-reporting procedures to report this message.

**0424-241**

InfoPrint Manager located a Bar Code Scaling Fidelity indicator in the Formdef, but the device does not support this capability.

**Explanation:**

InfoPrint Manager found a Bar Code Scaling Fidelity Triplet (X'76') on the PFC Structured Field. The triplet indicated Stop on errors and the device does not support the triplet.

**System action:**

InfoPrint Manager stops processing the file at the point of the error. If there are other files in this print job, InfoPrint Manager resumes processing starting with the next file in the job; otherwise, InfoPrint Manager cancels the job.

**User response:**

Use local problem-reporting procedures to report this message.

**0424-242**

InfoPrint Manager located a Trapping Control Fidelity indicator in the Formdef, but the device does not support this capability.

**Explanation:**

InfoPrint Manager found a Trapping Control Fidelity Triplet (X'77') on the PFC Structured Field. The triplet indicated Stop on errors and the device does not support the triplet.

**System action:**

InfoPrint Manager stops processing the file at the point of the error. If there are other files in this print job, InfoPrint Manager resumes processing starting with the next file in the job; otherwise, InfoPrint Manager cancels the job.

**User response:**

Use local problem-reporting procedures to report this message.

**0424-243**

InfoPrint Manager located a Color Presentation Fidelity triplet in the Formdef indicating Continue and Report Exceptions. The device does not support this capability.

**Explanation:**

InfoPrint Manager found a Color Fidelity Triplet (X'75') on the Presentation Fidelity Control (PFC) Structured Field of the Formdef. The triplet indicated Continue on errors and Report Exceptions, but the device does not support the triplet.

**System action:**

InfoPrint Manager continues processing the file.

**User response:**

None.

1

**0424-245**

The character-pattern addresses in Font Patterns Map (FNM) of the character set are not in ascending order.

**Explanation:**

InfoPrint Manager discovered an FNM structured field in the font which did not have ascending character-pattern addresses, as required by FOCA architecture.

**System action:**

InfoPrint Manager skips the font and continues processing the file.

**User response:**

Fix the font.

**0424-246**

The character-pattern addresses in Font Patterns Map (FNM) of the character set are not in ascending order.

**Explanation:**

InfoPrint Manager discovered an FNM structured field in the font which did not have ascending character-pattern addresses, as required by FOCA architecture.

**System action:**

InfoPrint Manager skips the font and continues processing the file.

**User response:**

Fix the font.

**0424-248**

Host Receiver failed to start when a CreateProcess was issued.

**Explanation:**

The Host Receiver failed to start when a CreateProcess was issued. This is a basic error of the sort caused by a missing executable, or a fundamental system problem.

**System action:**

The session request is denied, and an UNBIND is done to the Host.

**User response:**

Retry the connection, and if the error continues, use local problem-reporting procedures to report this message.

**0424-253**

MVS Download Object: \_\_\_\_ - Error opening destination control file \_\_\_\_\_. Error = \_\_\_\_\_.

**Explanation:**

The indicated file can not be opened.

**System action:**

This error causes the MVS Download Receiver to terminate initialization processing

**User response:**

Change the destination control file for the receiver to a file that exists and is accessible to the MVS Download receiver.

**0424-254**

MVS Download Object: \_\_\_\_ - Destination control file line \_\_\_\_ is longer than \_\_\_\_ characters.

**Explanation:**

The indicated line in the destination control file is longer than the maximum allowed line length.

**System action:**

This error causes the MVS Download Receiver to terminate initialization processing.

**User response:**

Make sure that the line in the destination control file does not exceed the indicated maximum length. Also ensure that proper line delineation has been used in the text file.

**0424-255**

MVS Download Object: \_\_\_\_ - Destination control file line \_\_\_\_ contains invalid syntax.

**Explanation:**

The indicated line in the destination control file does not have valid syntax for a control statement.

**System action:**

Syntax checking of the destination control file continues. However, the MVS Download Receiver will terminate initialization processing after syntax checking is complete.

**User response:**

Change the indicated line to a valid syntax. Consult the InfoPrint Manager documentation for information on the rules for proper syntax.

**0424-256**

MVS Download Object: \_\_\_\_ - Destination control file line \_\_\_\_ contains an unrecognized operator action: \_\_\_\_\_.

**Explanation:**

The indicated line in the destination control file does not contain a valid operator.

**System action:**

Syntax checking of the destination control file continues. However, the MVS Download Receiver will terminate initialization processing after syntax checking is complete.

**User response:**

Change or remove the operator. Consult the InfoPrint Manager documentation for information on valid operators.

**0424-257**

MVS Download Object: \_\_\_\_ - DEBUG: Received MVS parameter: \_\_\_\_ = \_\_\_\_.

**Explanation:**

This message is a result of the request for control file debug information. The indicated MVS parameter and keyword were received from the host system or were specified in a Default statement in the destination control file.

**System action:**

The indicated MVS parameter will be used for mapping.

**User response:**

None.

**0424-258**

MVS Download Object: \_\_\_\_ - DEBUG: MVS keyword ignored due to null mapping in destination control file at line \_\_\_\_.

**Explanation:**

This message is a result of the request for control file debug information. No InfoPrint Manager attribute was generated for the received MVS keyword due to a null mapping in the destination control file at the indicated line.

**System action:**

The indicated MVS keyword will be ignored.

**User response:**

None.

**0424-259**

MVS Download Object: \_\_\_\_ - DEBUG: MVS Keyword mapped to \_\_\_\_ = \_\_\_\_.

**Explanation:**

This message is a result of the request for control file debug information. The MVS keyword was mapped to the indicated InfoPrint Manager attribute and parameter. The syntax displayed in this message may not exactly match the syntax generated. The syntax in this message does not account for null parameters or positional parameters. The generated parameter string will account for these items.

**System action:**

The indicated InfoPrint Manager attribute and parameter were added to the parameter string.



**User response:**

None.

**0424-260**

MVS Download Object: \_\_\_\_ - DEBUG: The InfoPrint Manager attribute was treated as a pass through option.

**Explanation:**

This message is a result of the request for control file debug information. The generated InfoPrint Manager attribute was identified as a destination-pass-through option.

**System action:**

The generated InfoPrint Manager attribute and parameter were added to the destination-pass-through option of the parameter string.

**User response:**

None.

**0424-261**

MVS Download Object: \_\_\_\_ - DEBUG: Line \_\_\_\_ in the control file was used.

**Explanation:**

This message is a result of the request for control file debug information. The indicated line in the control file was used to perform previously indicated actions.

**System action:**

None.

**User response:**

None.

**0424-262**

MVS Download Object: \_\_\_\_ - DEBUG: No line in the control file was used. The default action was performed.

**Explanation:**

The lack of a matching control statement in the control file caused the default action to be performed.

**System action:**

None.

**User response:**

None.

**0424-263**

MVS Download Object: \_\_\_\_ - DEBUG: Replacing InfoPrint Manager attribute \_\_\_\_ = \_\_\_\_ with \_\_\_\_ = \_\_\_\_.

**Explanation:**

The indicated InfoPrint Manager attribute and parameter were replaced with the indicated InfoPrint Manager attribute and parameter. The syntax conveyed in this message may not exactly match the syntax generated. The syntax in this message does not account for null parameters or positional parameters. The generated parameter string will account for these items.

**System action:**

The indicated InfoPrint Manager attribute and parameter were added to the parameter string.

**User response:**

None.

**0424-264**

MVS Download Object \_\_\_\_ - Unable to locate file system: \_\_\_\_ ' \_\_\_\_ '.

**Explanation:**

MVS Download detected a system error concerning file status.

**System action:**

InfoPrint Manager does not complete printing of the print job.

**User response:**

Check that the named directory does exist and access is allowed. If the error cannot be corrected or the error occurs again, use local problem-reporting procedures to report this error. When reporting this message, include the return code it contains.

**0424-265**

MVS Download Object: \_\_\_\_ - Unable to allocate security descriptor, errno= ' \_\_\_\_ '.

**Explanation:**

MVS Download detected a system error concerning memory or security descriptor status.

**System action:**

MVS Download attempts recovery and issues secondary system command.

**User response:**

If data output fails, logon as 'administrator' and try again. If the error cannot be corrected or the error occurs again, use local problem-reporting procedures to report this error. When reporting this message, include the return code it contains.

**0424-266**

MVS Download Object: \_\_\_\_ - Unable to initialize security descriptor, errno= ' \_\_\_\_ '.

**Explanation:**

MVS Download detected a system error concerning security descriptor status.

**System action:**

MVS Download attempts recovery and issues secondary system command.

**User response:**

If data output fails, logon as 'administrator' and try again. If the error cannot be corrected or the error occurs again, use local problem-reporting procedures to report this error. When reporting this message, include the return code it contains.

**0424-267**

MVS Download Object: \_\_\_\_ - Unable to set security descriptor, errno=' \_\_\_\_'.

**Explanation:**

MVS Download detected a system error concerning security descriptor status.

**System action:**

MVS Download attempts recovery and issues secondary system command.

**User response:**

If data output fails, logon as 'administrator' and try again. If the error cannot be corrected or the error occurs again, use local problem-reporting procedures to report this error. When reporting this message, include the return code it contains.

**0424-268**

MVS Download Object: \_\_\_\_ - Unable to invoke script./exit, errno=' \_\_\_\_'.

**Explanation:**

MVS Download detected a system error concerning the exit routine.

**System action:**

InfoPrint Manager does not complete printing of the print job.

**User response:**

If data output fails, logon as 'administrator' and try again. If the error cannot be corrected or the error occurs again, use local problem-reporting procedures to report this error. When reporting this message, include the return code it contains.

**0424-270**

MVS Download Object: \_\_\_\_ - Unable to get MVS Download configuration path for destination: ' \_\_\_\_'.

**Explanation:**

MVS Download detected a system error concerning file status.

**System action:**

InfoPrint Manager does not complete printing of the print job.

**User response:**

Check that the named directory does exist and access is allowed. If the error cannot be corrected or the error occurs again, use local problem-reporting procedures to report this error. When reporting this message, include the return code it contains.

**0424-271**

MVS Download Object: \_\_\_\_ - Unable to open file: '\_\_\_\_', errno='\_\_\_\_'.

**Explanation:**

MVS Download detected a system error concerning file status.

**System action:**

InfoPrint Manager does not complete printing of the print job.

**User response:**

Check that the named directory does exist and access is allowed. If the error cannot be corrected or the error occurs again, use local problem-reporting procedures to report this error. When reporting this message, include the return code it contains.

**0424-272**

MVS Download Object: \_\_\_\_ - Unable to remove JCL file: '\_\_\_\_', errno='\_\_\_\_'.

**Explanation:**

MVS Download leaves the file and continues processing.

**System action:**

MVS Download attempts recovery and issues secondary system command.

**User response:**

When time permits, manually delete the file. If the error cannot be corrected or the error occurs again, use local problem reporting procedures to report this error.

**0424-273**

MVS Download Object \_\_\_\_ - Processing terminated on mvsprpsm.

**Explanation:**

MVS Download detected a system configuration error.

**System action:**

InfoPrint Manager does not complete printing of the print job.

**User response:**

Check InfoPrint Manager log or MVS Download receiver log for previous error messages. If the error cannot be corrected or the error occurs again, use local problem-reporting procedures to report this error. When reporting this message, include the return code it contains.

**0424-274**

MVS Download Object: \_\_\_\_ - Unable to open file:'\_\_\_\_', errno='\_\_\_\_'.

**Explanation:**

MVS Download detected a system error concerning file status.

**System action:**

This error causes a retry action to be taken by the client if RETRYNUM is set in the MVS routing control file. If RETRYNUM is not specified or exceeded, the client puts the file on hold in the MVS JES spool. When retry is attempted for the errors related to checkpoint/restart, MVS Download could restart from beginning of a file to guarantee data integrity.

**User response:**

Check that the named directory does exist and access is allowed. If the error cannot be corrected or the error occurs again, use local problem reporting procedures to report this error. When reporting this message, include the return code it contains.

**0424-275**

MVS Download Object: \_\_\_\_ - Cannot set file pointer or set end of file, errno='\_\_\_\_'.

**Explanation:**

MVS Download detected a system error concerning file status.

**System action:**

InfoPrint Manager does not complete printing of the print job.

**User response:**

Check that the named directory does exist and access is allowed. If the error cannot be corrected or the error occurs again, use local problem-reporting procedures to report this error. When reporting this message, include the return code it contains.

**0424-276**

MVS Download Object: \_\_\_\_ - Unable to write to file:'\_\_\_\_', errno='\_\_\_\_'.

**Explanation:**

MVS Download detected a system error concerning file status.

**System action:**

This error causes a retry action to be taken by the client if RETRYNUM is set in the MVS routing control file. If RETRYNUM is not specified or exceeded, the client puts the file on hold in the MVS JES spool. When retry is attempted fro the errors related to checkpoint/restart, MVS Download could restart from the beginning of a file to guarantee data integrity.

**User response:**

Check that the named directory does exist and access is allowed. If the error cannot be corrected or the error occurs again, use local problem reporting procedures to report this error. When reporting this message, include the return code it contains.

**0424-278**

MVS Download Object: \_\_\_\_ - Unable to rename file:'\_\_\_\_' to '\_\_\_\_', errno='\_\_\_\_'.

**Explanation:**

MVS Download detected a system error concerning file status.

**System action:**

InfoPrint Manager does not complete printing of the print job.

**User response:**

Check that the named directory does exist and access is allowed. Refer to the file rename command for a list of the possible error conditions. If the error cannot be corrected or the error occurs again, use local problem reporting procedures to report this error. When reporting this message, include the return code it contains.

**0424-280**

MVS Download Object: \_\_\_\_ - Error Generating InfoPrint Manager parameters:\_\_\_\_. Logical destination: '\_\_\_\_'.

**Explanation:**

The indicated line in the configuration file is does not have valid syntax for a control statement.

**System action:**

MVS Download Object: unable to process host data.

**User response:**

Check that the named directory does exist and access is allowed. If the error cannot be corrected or the error occurs again, use local problem-reporting procedures to report this error. When reporting this message, include the return code it contains.

**0424-281**

MVS Download Object: \_\_\_\_ - Unable to locate script/exit routine: '\_\_\_\_', errno='\_\_\_\_'.

**Explanation:**

MVS Download detected a system error concerning file status.

**System action:**

InfoPrint Manager does not complete printing of the print job.

**User response:**

Check that the named directory and file does exist and access is allowed. Check the script/exit name specified in the receiver definition (Windows) or on the -x parameter to mvsprsd (UNIX). Restart the daemon/receiver when the problem has been resolved. If the error cannot be corrected or the error occurs again, use local problem reporting procedures to report this error. When reporting this message, include the return code it contains.

**0424-282**

MVS Download Object: \_\_\_\_ - Unable to OPEN check point file: '\_\_\_\_', errno='\_\_\_\_'.

**Explanation:**

MVS Download detected a system error concerning file status.

**System action:**

This error causes a retry action to be taken by the client if RETRYNUM is set in the MVS routing control file. If RETRYNUM is not specified or exceeded, the client puts the file on hold in the MVS JES spool. When retry is attempted for the errors related to checkpoint/restart, MVS Download could restart from the beginning of the file to guarantee data integrity.

**User response:**

Check that the named directory does exist and access is allowed. If the error cannot be corrected or the error occurs again, use local problem reporting procedures to report this error. When reporting this message, include the return code it contains.

**0424-283**

MVS Download Object: \_\_\_\_ - Unable to WRITE to check point file: '\_\_\_\_', errno='\_\_\_\_'.

**Explanation:**

MVS Download detected a system error concerning file status.

**System action:**

This error causes a retry action to be taken by the client if RETRYNUM is set in the MVS routing control file. If RETRYNUM is not specified or exceeded, the client puts the file on hold in the MVS JES spool. When retry is attempted for the errors related to checkpoint/restart, MVS Download could restart from the beginning of the file to guarantee data integrity.

**User response:**

Check that the named directory does exist and access is allowed. If the error cannot be corrected or the error occurs again, use local problem reporting procedures to report this error. When reporting this message, include the return code it contains.

**0424-284**

MVS Download Object: \_\_\_\_ - Unable to get MVS Download configuration path for destination:'\_\_\_\_'

**Explanation:**

MVS Download detected a system error concerning file status.

**System action:**

MVS Download Object: unable to process host data.

**User response:**

Check that the named directory does exist and access is allowed. If the error cannot be corrected or the error occurs again, use local problem reporting procedures to report this error. When reporting this message, include the return code it contains.

**0424-287**

MVS Download Object \_\_\_\_ - Error changing directory to:'\_\_\_\_'.

**Explanation:**

MVS Download detected a system error concerning file status.

**System action:**

MVS Download Receiver unable to process host data.

**User response:**

Check that the named directory does exist and access is allowed. If the error cannot be corrected or the error occurs again, use local problem-reporting procedures to report this error. When reporting this message, include the return code it contains.

**0424-291**

MVS Download Object \_\_\_\_ - Cannot open register value for: ' \_\_\_\_'.

**Explanation:**

MVS Download detected a system error concerning registry status.

**System action:**

MVS Download logs warning and continues processing.

**User response:**

Using 'regedit', check that the named registry key does exist and access is allowed. If the error cannot be corrected or the error occurs again, use local problem-reporting procedures to report this error. When reporting this message, include the register value it contains.

**0424-292**

MVS Download Object \_\_\_\_ - Cannot remove register value for: ' \_\_\_\_'.

**Explanation:**

MVS Download detected a system error concerning registry status.

**System action:**

MVS Download logs warning and continues processing.

**User response:**

Using 'regedit', check that the named registry key does exist and access is allowed. If the error cannot be corrected or the error occurs again, use local problem-reporting procedures to report this error. When reporting this message, include the register value it contains.

**0424-293**

MVS Download Object \_\_\_\_ - Cannot open register value for: ' \_\_\_\_'.

**Explanation:**

MVS Download detected a system error concerning registry status.

**System action:**

MVS Download logs warning and continues processing.

**User response:**

Using 'regedit', check that the named registry key does exist and access is allowed. If the error cannot be corrected or the error occurs again, use local problem-reporting procedures to report this error. When reporting this message, include the register value it contains.

**0424-294**

MVS Download Object \_\_\_\_ - Cannot obtain register value for: ' \_\_\_\_'.



**Explanation:**

MVS Download detected a system error concerning registry status.

**System action:**

MVS Download logs warning and continues processing.

**User response:**

Using 'regedit', check that the named registry key does exist and access is allowed. If the error cannot be corrected or the error occurs again, use local problem-reporting procedures to report this error. When reporting this message, include the register value it contains.

**0424-295**

MVS Download Object \_\_\_\_ - Cannot set name/value for: ' \_\_\_\_ '.

**Explanation:**

MVS Download detected a system error concerning registry status.

**System action:**

MVS Download logs warning and continues processing.

**User response:**

Using 'regedit', check that the named registry key does exist and access is allowed. If the error cannot be corrected or the error occurs again, use local problem-reporting procedures to report this error. When reporting this message, include the register value it contains.

**0424-297**

MVS Download Object \_\_\_\_ - Cannot add register value for: ' \_\_\_\_ '.

**Explanation:**

MVS Download detected a system error concerning registry status.

**System action:**

MVS Download logs warning and continues processing.

**User response:**

Using 'regedit', check that the named registry key does exist and access is allowed. If the error cannot be corrected or the error occurs again, use local problem-reporting procedures to report this error. When reporting this message, include the register value it contains.

**0424-298**

MVS Download Object: \_\_\_\_ - Unable to report event in system event log, errno= \_\_\_\_

**Explanation:**

MVS Download detected a system error concerning registry status.

**System action:**

MVS Download logs warning and continues processing.

**User response:**

Check the event log for system error messages. If the error cannot be corrected or the error occurs again, use local problem-reporting procedures to report this error. When reporting this message, include the register value it contains.

1

**0424-299**

MVS Download Object: \_\_\_\_ - Unable to register event for system event log, errno=\_\_\_\_

**Explanation:**

MVS Download detected a system error concerning registry status.

**System action:**

MVS Download logs warning and continues processing.

**User response:**

Check the event log for system error messages. If the error cannot be corrected or the error occurs again, use local problem-reporting procedures to report this error. When reporting this message, include the register value it contains.

**0424-300**

MVS Download Object \_\_\_\_ - Unable to stop receiver: '\_\_\_\_'.

**Explanation:**

MVS Download detected a system error concerning registry status.

**System action:**

MVS Download logs warning and continues processing.

**User response:**

Logon as 'administrator' and stop receiver. If the error cannot be corrected or the error occurs again, use local problem-reporting procedures to report this error. When reporting this message, include the register value it contains.

**0424-301**

MVS Download Object: \_\_\_\_ - Unable to get registry data for receiver:'\_\_\_\_', errno=\_\_\_\_.

**Explanation:**

MVS Download detected a system error concerning registry status.

**System action:**

MVS Download logs warning and continues processing.

**User response:**

Using 'regedit', check that the named registry key does exist and access is allowed. If the error cannot be corrected or the error occurs again, use local problem-reporting procedures to report this error. When reporting this message, include the register value it contains.

**0424-303**

MVS Download Object: \_\_\_\_ - DEBUG: Received parameter string from MVS: \_\_\_\_.

**Explanation:**

This message is a result of the request for control file debug information. The indicated string is the parameter string received from MVS..

**System action:**

The indicated MVS keyword string will be processed using the MVS Download destination control file.

**User response:**

None.

**0424-304**

MVS Download Object: \_\_\_\_ - DEBUG: Generated parameter string: \_\_\_\_.

**Explanation:**

This message is a result of the request for control file debug information. The indicated string is the parameter string generated from the received MVS parameters using the destination control file.

**System action:**

The indicated string will be passed to the MVS Download exit routine.

**User response:**

None.

**0424-305**

MVS Download Object: \_\_\_\_ - DEBUG: Line \_\_\_\_ in the control file added Global parameter \_\_\_\_ = \_\_\_\_.

**Explanation:**

This message is a result of the request for control file debug information. The indicated Global statement in the destination control file identified this InfoPrint Manager attribute and parameter to be added to the parameter list.

**System action:**

The indicated InfoPrint Manager attribute and parameter were added to the parameter string.

**User response:**

None.

**0424-306**

MVS Download Object: \_\_\_\_ - MVS Download Exit submitted for file: \_\_\_\_ and destination: \_\_\_\_

**Explanation:**

The message is informational.

**System action:**

MVS Download invoked the exit routine specified when the MVS Download receiver was created.

**User response:**

No response is required.

**0424-307**

A data validation error occurred in the printer while printing this job. Inspect the output to determine if it is acceptable. The error occurred at document page \_\_\_\_ of copy \_\_\_\_.

**Explanation:**

The printer reported a data validation error, which means that it detected incorrectly printed data. For example, a bar code is unreadable.

**System action:**

This is an informational message.

**User response:**

Inspect the printed output and determine if all pages are acceptable. The job may need to be printed again.

**0424-308**

The printer reported a data validation error.

**Explanation:**

The printer reported a data validation error, which means that it detected incorrectly printed data. For example, a bar code is unreadable.

**System action:**

The operator can decide whether or not the job should continue printing after the error. If the job should not continue printing, the operator can determine the appropriate action to take for the disposition of this job.

**User response:**

Follow the instructions in the documentation for the printer to respond to this problem.

**0424-309**

A ribbon fault occurred in the printer while printing this job. Inspect the output to determine if it is complete and that all printed pages are acceptable.

**Explanation:**

The printer reported a ribbon fault.

**System action:**

This is an informational message.

**User response:**

Inspect the printed output and determine if all pages are acceptable.

**0424-310**

The printer reported a ribbon fault.

**Explanation:**

The printer reported a ribbon fault while printing a job.

**System action:**

After the ribbon fault is cleared, InfoPrint Manager recovers and printing continues..

**User response:**

Follow the instructions in the documentation for the printer to respond to this problem

**0424-311**

Inline resource group cannot exceed 2 Gbyte limit.

**Explanation:**

The segmenter was asked to generate a resource segment and the size of the segment exceeded the 2 Gbyte limit.

**System action:**

The current invocation of Input Manager terminates. This is a fatal error.

**User response:**

The print process cannot accept files greater than 2 Gbytes at this time. The print request may need to be broken into smaller pieces so that it can be processed correctly. The job upon which this error occurred will not print until the print request is modified.

**0424-312**

ERROR: The destination detected an unsupported object-area-origin-offset value in an IDO command.

**Explanation:**

An Include Data Object (IDO) command specified an invalid object-area-origin-offset value.

**System action:**

InfoPrint Manager stops processing the page containing the error; printing continues with the next page in the print job.

**User response:**

Correct the error in the input print data. The error could be in the program which produces the input print data.

**0424-313**

ERROR: The actual destination reported invalid data in a presentation object container.

**Explanation:**

The data in a presentation object container resource sent in a Write Object Container command is invalid.

**System action:**

If this error occurs within a page, InfoPrint Manager stops processing the page containing the error, and printing continues with the next page in the print job. Otherwise, InfoPrint Manager stops processing the file at the point of the error. If there are other files in this print job, InfoPrint Manager resumes processing starting with the next file in the job; otherwise, InfoPrint Manager cancels the job..

**User response:**

If you created the container data in the object container resource, correct the error. Refer to the appropriate documentation for the data stream carried within the object container resource. If you used a program to create the structured fields and object container data, contact the program owner.

**0424-314**

ERROR: The destination reported that a required data object resource was not found.

**Explanation:**

One of the following conditions occurred with a secondary resource while printing a data object:

- A presentation data object referenced a data object resource by an internal resource ID, but there was no active Data Object Resource Equivalence (DORE) entry containing the referenced internal resource ID.
- A presentation data object referenced a data object resource by an internal resource ID, a DORE equivalence entry with that internal resource ID was found, but the resource identified by the corresponding host assigned ID (HAID) was not activated.
- The resource identified by a DORE equivalence entry with only a HAID was not activated when the resource was required to present a data object.
- An Invoke Tertiary Resource (X' A2 ' ) triplet references a data object resource by an internal resource ID, but there is no active DORE equivalence entry containing the referenced internal resource ID.
- An Invoke Tertiary Resource (X' A2 ' ) triplet references a data object resource by an internal resource ID, a DORE equivalence entry with that internal resource ID is found, but the resource identified by the corresponding HAID is not activated.

v

**System action:**

InfoPrint Manager stops processing the file at the point of the error. If there are other files in this print job, InfoPrint Manager resumes processing starting with the next file in the job; otherwise, InfoPrint Manager cancels the job.

**User response:**

Correct the error in the input print data. The error could be in the program which produces the input print data.

**0424-315**

ERROR: The destination reported that an inappropriate secondary resource was invoked for a data object.

**Explanation:**

A data object resource was invoked for a presentation data object, but is not a valid object type for that data object.

**System action:**

InfoPrint Manager stops processing the file at the point of the error. If there are other files in this print job, InfoPrint Manager resumes processing starting with the next file in the job; otherwise, InfoPrint Manager cancels the job.

**User response:**

Correct the error in the input print data. The error could be in the program which produces the input print data.

**0424-316**

ERROR: The destination reported a mismatched color toner saver value for a saved page.

**Explanation:**

The color toner saver value in effect at the destination when it was including a page with an Include Saved Page command is different than the color toner saver value in effect when the page was saved. This error occurs when the color toner saver value saved with the saved pages in the destination for this job, when it was first printed, do not match the color toner saver value requested in the form definition or with the color-toner-saver document attribute at print time.

**System action:**

InfoPrint Manager stops processing the file at the point of the error. If there are other files in this print job, InfoPrint Manager resumes processing starting with the next file in the job; otherwise, InfoPrint Manager cancels the job.

**User response:**

Change the form definition color toner saver specification or change the color-toner-saver document attribute for the job to match the color toner saver setting specified when the job was first submitted and saved OR resubmit the job so that a different job id is assigned. When a different job id is assigned, the pages will be newly saved; the previously saved pages will not be used and there will not be a color toner saver mismatch.

**0424-317**

ERROR: The destination detected an Include Tile Parameter that is out of sequence.

**Explanation:**

The sequence of self-defining fields within a series of W12 commands is invalid. An Include Tile Parameter was encountered out of sequence or appeared more than once. An Include Tile Parameter must appear immediately after a Tile Position Parameter.

**System action:**

InfoPrint Manager stops processing the page containing the error; printing continues with the next page in the print job

**User response:**

Correct the error in the input print data. The error could be in the program which produces the input print data.

### **0424-318**

ERROR: The destination detected an inconsistent Include Tile Parameter.

#### **Explanation:**

An Include Tile parameter was specified within an IOCA tile resource. Nested references are not allowed.

#### **System action:**

InfoPrint Manager stops processing the page containing the error; printing continues with the next page in the print job.

#### **User response:**

Correct the error in the input print data. The error could be in the program which produces the input print data.

### **0424-319**

An asynchronous decompression error occurred.

#### **Explanation:**

The destination detected a data-related decompression error on a page. Incorrectly compressed JPEG image data within a data object or an IOCA image can cause this error.

#### **System action:**

After the asynchronous decompression error is cleared, InfoPrint Manager stops processing the file at the point of the error. If there are other files in this print job, InfoPrint Manager resumes processing starting with the next file in the job; otherwise, InfoPrint Manager cancels the job.

#### **User response:**

Follow the instructions in the documentation for the destination to respond to this problem..

### **0424-320**

An asynchronous decompression error occurred in the destination while processing this job

#### **Explanation:**

The destination has detected a data-related decompression error on a page. Incorrectly compressed JPEG image data within a data object or an IOCA image can cause this error.

#### **System action:**

InfoPrint Manager stops processing the file at the point of the error. If there are other files in this print job, InfoPrint Manager resumes processing starting with the next file in the job; otherwise, InfoPrint Manager cancels the job.

#### **User response:**

Correct the error in the input print data. The error could be in the program which produces the input print data.



**0424-321**

ERROR: The destination detected an error in a GOCA graphics object.

**Explanation:**

The error occurred in an Graphics Object Content Architecture (GOCA) graphic. Using the IPDS exception from the preceding message (0420-249), match the exception to a description of the specific error in the following list. The exception list shows bytes 0, 1, and 19 of the 24 byte exception (sense) displayed as hexadecimal in the 0420-249 message:

**X'03C0..00'**

In a Box or Box at Current Position drawing order, the HAXIS or VAXIS parameter is too large to fit the indicated corner into the size of the box.

**X'03C0..01'**

In a Box or Box at Current Position drawing order, either the HAXIS or VAXIS parameter is outside the valid range.

**X'03E3..00'**

In a Partial Arc or Partial Arc at Current Position drawing order, the calculated new current position for the endpoint of the arc is outside the limits of the graphics presentation space.

**X'03E3..02'**

In a Partial Arc or Partial Arc at Current Position drawing order, the SWEEP angle is invalid (negative).

**X'03E3..03'**

In a Partial Arc or Partial Arc at Current Position drawing order, the START angle is invalid (negative).

**System action:**

InfoPrint Manager stops processing the page containing the error, and printing continues with the next page in the print job.

**User response:**

Correct the error in the GOCA graphics data. The error could be in the program which produces the GOCA graphics data. Refer to the Graphics Object Content Architecture documentation for additional information.

**0424-322**

ERROR: The actual destination detected an error in an IOCA image object.

**Explanation:**

The error occurred in an Image Object Content Architecture (IOCA) image. Using the IPDS exception from preceding message 0420-249, match the exception to a description of the specific error in the following list. The list below shows bytes 0, 1 and 19 of the 24 bytes displayed in the 0420-249 message:

**X'05F8..10'**

One or more of the following occurred in the Image Data Description self-defining field within a Write Image Control 2 command:

- The X-size or Y-size field within a Set Presentation Space Size self-defining field is invalid.
- A Set Presentation Space Size self-defining field was specified, but both the X-size and Y-size can be specified using two bytes. When both values can be specified using two bytes, these values must be specified in IDD bytes 11-14 and the Set Presentation Space Size self-defining field must not be specified.
- One or both of the size parameters in a Set Presentation Space Size self-defining field are greater than X'7FFF', but the corresponding value or values specified in IDD bytes 11-14 has not been set to X'7FFF'.

**System action:**

InfoPrint Manager stops processing the page containing the error, and printing continues with the next page in the print job.

**User response:**

Correct the error in the IOCA image data. The error could be in the program which produces the IOCA image data. Refer to the Image Object Content Architecture documentation for additional information.

**0424-323**

Invalid or unsupported data object error code = X'\_\_\_\_\_'.

**Explanation:**

The error occurred in a presentation or non-presentation data object resource. Using the error code shown in this message, a specific description can be found in the 'Data Object Error Codes' section of the 'Exception Reporting' chapter in the Intelligent Printer Data Stream Reference.

**System action:**

See the action described in the accompanying messages. This is an informational message.

**User response:**

Correct the error in the data object resource. The error could be in the program which produces the data object resource.

**0424-324**

ERROR: The destination detected an invalid control value in a color toner saver triplet.

**Explanation:**

The color toner saver control value is invalid.

**System action:**

InfoPrint Manager stops processing the file at the point of the error. If there are other files in this print job, InfoPrint Manager resumes processing starting with the next file in the job; otherwise, InfoPrint Manager cancels the job.

**User response:**

Change the color toner saver specification in the form definition or select a different form definition and resubmit the job.

### 0424-325

ERROR: The number of bits for a color component is invalid or unsupported.

#### Explanation:

One or more of the following conditions occurred:

- An invalid or unsupported value was specified in Colsize1, Colsize2, Colsize3, or Colsize4 field of a Color Specification (X'4E') triplet. The triplet occurred in either a Logical Page Descriptor (LPD), Write Image Control 2 (WIC2), Write Graphics Control (WGC), Write Bar Code Control (WBCC), Write Text Control (WTC) command or Write Object Container Control (WOCC) command, Rasterize Presentation Object (RPO) command, or Include Data Object (IDO) command.
- The Colsize fields in a Color Specification (X'4E') triplet specify length values that are inconsistent with the triplet length value.
- An invalid or unsupported value was specified in Colsize1, Colsize2, Colsize3, or Colsize4 field of a PTOCA Set Extended Text Color (SEC) control sequence. The control sequence occurred in a Write Text command.
- The Colsize fields in a PTOCA Set Extended Text Color (SEC) control sequence specify length values that are inconsistent with the control sequence length value.
- An invalid or unsupported value is specified in the Colsize1, Colsize2, Colsize3, or Colsize4 field of a GOCA Set Process Color (GSPCOL) drawing order. The drawing order occurs in a Write Graphics command.
- The Colsize fields in a GOCA Set Process Color(GSPCOL) drawing order specify length values that are inconsistent with the drawing order length value.

#### System action:

PSF stops processing the page containing the error, and printing continues with the next page in the print job.

#### User response:

Use local problem-reporting procedures to report this message.

### 0424-327

More than the current limit of \_\_\_\_ setup IDs were found in one medium map.

#### Explanation:

The InfoPrint Manager limit of 100 setup IDs in one medium map was exceeded.

#### System action:

Terminate job.

#### User response:

Contact your InfoPrint Manager representative. The current limit was chosen because it was very large relative to any projected use. The architectural limit is approximately 16K (limited by the

number of keywords in an MMC structured field). A lower software limit is used to enhance performance.

### 0424-328

The requested setup ID \_\_\_\_ is not active at the actual destination console.

#### **Explanation:**

A setup ID for postprocessing was specified in the Medium Map but is not currently active at the actual destination hardware console.

#### **System action:**

Terminate job.

#### **User response:**

Have an operator activate the setup ID at the actual destination hardware console. This may also require changes in postprocessor configuration.

### 0424-329

Actual destination does not support resource management of presentation-object-containers.

#### **Explanation:**

The actual destination does not have the IPDS function required to present the resources required by this print job.

#### **System action:**

Terminate job.

#### **User response:**

Resubmit this job to an actual destination which supports all functions related to managing presentation-object-containers. Consult your hardware documentation to determine which devices support IPDS 'Data Object Resources'.

### 0424-330

OID reference \_\_\_\_ does not match unique identifier OID \_\_\_\_ found in resource.

#### **Explanation:**

To ensure data integrity, a unique identifier specified in a resource reference must match any unique identifier specified in the resource found when resolving the reference.

#### **System action:**

Terminate job.

#### **User response:**

Either the application which generated the printfile must be corrected or an updated version of the resource must be made available in the resource context for presentation-object-containers.

### 0424-331

presentation-object-container \_\_\_\_ not found

**Explanation:**

The **presentation-object-container** could not be activated at the printer or found in the resource context to be downloaded to the actual destination. The object may be a CMR (color management resource). This message will be issued if a CMR resource mapping was not found in the Color Management Resource Access Table, a CMR name is not 146 bytes long or a generic CMR in an inline resource group is not type halftone or tone transfer curve. If the object name in the message indicates the problem occurred when processing an object identifier (OID), InfoPrint Manager was unable to convert the OID value to a displayable format for the message.

**System action:**

Terminate job.

**User response:**

Make the specified resource available in the resource context for presentation-object-containers. If a CMR, make sure the Color Management Resource Access Table contains a mapping for the CMR. If the word OID was displayed in the message, use the offset in the MOD:CA input file displayed in an associated message to diagnose the problem.

**0424-332**

Invalid Fully Qualified Name (FQN) triplet type X'\_\_\_\_' on a \_\_\_\_ structured field.

**Explanation:**

This is a MOD:CA datastream error. In a Fully Qualified name triplet there is a type value which is either unsupported or incorrect in the context of the structured field in which it appears, is not in the correct reference format (character string) or is required for this structured field.

**System action:**

Terminate job.

**User response:**

The application which generated this datastream must be corrected.

**0424-333**

Resource \_\_\_\_ used without being mapped on page.

**Explanation:**

In some scenarios, presentation-object-containers must be mapped ahead of time. An example is a secondary resource required by a resource being included through an Include Object (IOB) structured field.

**System action:**

Terminate job.

**User response:**

Try to print the job at an actual destination which is known to fully support resource management for presentation-object-containers. Check hardware documentation for support of IPDS 'Data Object Resources'. If the printer does have the needed function, the application which generated this print file is in error and must be corrected. The resource name specified on the IOB or PPO structured fields must match the name specified on the MDR structured field. Additionally for Color

Management Resources (CMRs), the name, scope and processing mode on the MDR must match same on the IOB or PPO structured fields and the CMR reference in the datastream on the IOB or PPO must immediately be followed by a CMR Descriptor triplet to identify the resource as a CMR. Ensure the length of the x91 CMR Descriptor triplet on an MDR, IOB or PPO structured field is correct.

1

**0424-334**

A reference to a presentation-object container \_\_\_\_\_ could not be resolved.

**Explanation:**

This is the catch all message for any error encountered while attempting to process a reference to a presentation-object-container. It is likely that other messages appear which give more detail on what the exact nature of the error was.

**System action:**

Terminate job.

**User response:**

See the response for other errors listed on the message page. Also check the PSF trace file for exceptions raised by the primary print process. If no other errors are listed, an unknown error has occurred, so contact your service representative. If using Color Management Resources (CMRs) or Data Object Resources, an object named in a resource access table may not have been found. The resource access table must reside in the same library as the objects the table refers to.

**0424-335**

Usage: `iconv -f FromCodePage -t ToCodePage [Filename]`

**Explanation:**

The syntax of the **iconv** command is incorrect. Inspect the syntax and try again.

**System action:**

This is an informational message.

**User response:**

Inspect the command syntax.

**0424-336**

The specified input file cannot be opened for read.

**Explanation:**

The **iconv** command cannot open the specified input file. The file does not exist.

**System action:**

This is an error message.

**User response:**

Check if the specified input file exists.

**0424-337**

The registry key for InfoPrint Manager does not exist.

**Explanation:**

The **iconv** command cannot find the registry key for InfoPrint Manager.

**System action:**

This is an error message.

**User response:**

Check if InfoPrint Manager is correctly installed. Reinstall InfoPrint Manager if necessary.

**0424-338**

The install path for InfoPrint Manager is not found.

**Explanation:**

The **iconv** command cannot find the install path for InfoPrint Manager.

**System action:**

This is an error message.

**User response:**

Check if InfoPrint Manager is correctly installed. Reinstall InfoPrint Manager if necessary.

**0424-339**

The iconv DLL cannot be loaded.

**Explanation:**

The **iconv** command cannot load the **iconv** DLL.

**System action:**

This is an error message.

**User response:**

Check if InfoPrint Manager is correctly installed. Reinstall InfoPrint Manager if necessary.

**0424-340**

The iconv functions in DLL cannot be found.

**Explanation:**

The **iconv** command cannot find the **iconv** functions.

**System action:**

This is an error message.

**User response:**

Check if InfoPrint Manager is correctly installed. Reinstall InfoPrint Manager if necessary.

### 0424-341

The `iconv_config` call failed.

**Explanation:**

The `iconv_config` call cannot set the environment variable (LOCPATH).

**System action:**

This is an error message.

**User response:**

Consult your system administrator.

### 0424-342

The `iconv_init` call failed.

**Explanation:**

The `iconv_init` call returns an error code.

**System action:**

This is an error message.

**User response:**

Check if the input code page and the output code page pair is valid.

### 0424-343

The `iconv_convert` call failed.

**Explanation:**

The `iconv_convert` call returns an error code.

**System action:**

This is an error message.

**User response:**

Check if the input data is not corrupt and the output buffer has enough room for the converted characters.

### 0424-344

The `iconv_term` call failed.

**Explanation:**

The `iconv_term` call returns an error code.

**System action:**

This is an error message.

**User response:**

Check if the `iconv` handle is a valid handle.



**0424-345**

The punch waste bin is full; empty the punch waste bin.

**Explanation:**

The actual destination reports that the punch waste bin is full and must be emptied before printing can resume.

**System action:**

After the punch waste bin is emptied, InfoPrint Manager recovers and printing continues.

**User response:**

Empty the punch waste bin.

**0424-346**

The host receiver \_\_\_\_ has stopped.

**0424-347**

DPF resource database not initialized or application not connected.

**Explanation:**

An attempt was made to perform an operation on the DPF resource database but the database has not been initialized or the application was not connected to the database.

**System action:**

The process failed.

**User response:**

Initialize the database by selecting **Debug->Re-create** DPF Resource Database in the Management Console and retry the operation. If the problem persists, contact your service representative.

**0424-348**

DPF resource database has too many active connections.

**Explanation:**

An attempt was made to connect to the DPF resource database but the database already had the maximum number of active connections.

**System action:**

The process failed.

**User response:**

Retry the operation. If the problem persists, the server may have too many DPF receivers and associated destinations on it. Consider moving some of the DPF receivers and associated destinations to another InfoPrint Manager.

### 0424-349

DPF resource database found duplicate entries with type \_\_\_\_ and name \_\_\_\_.

**Explanation:**

The DPF resource database found duplicate entries with the same resource type and member name.

**System action:**

The process failed.

**User response:**

Contact your service representative.

### 0424-350

DPF resource database cannot find entry with type \_\_\_\_ and name \_\_\_\_.

**Explanation:**

The DPF resource database could not find an entry with the specified resource type and member name.

**System action:**

The process failed.

**User response:**

Contact your service representative.

### 0424-351

DPF resource database cannot delete entry with type \_\_\_\_ and name \_\_\_\_.

**Explanation:**

The DPF resource database could not delete the entry with the specified resource type and member name. The entry may still be marked as being used.

**System action:**

The process failed.

**User response:**

If you received this error after you tried to delete a resource in the Management Console, wait and retry the operation again later. Otherwise, contact your service representative.

### 0424-352

DPF resource database cannot find entry with GRN name \_\_\_\_.

**Explanation:**

The DPF resource database could not find an entry with the specified GRN member name..

**System action:**

The process failed.

**User response:**

Contact your service representative.

**0424-353**

Cannot open file \_\_\_\_.

**Explanation:**

This file could not be opened.

**System action:**

The process failed.

**User response:**

Check the permissions for this file and try your request again. If your request continues to fail, contact your support personnel and ask them to verify that the file system is not full. If the file is on a mounted file system, ask them to verify that the file system is properly mounted and operational.

**0424-354**

System function \_\_\_\_ returned error number \_\_\_\_.

**Explanation:**

A call was made to a system function or command that returned an error code.

**System action:**

The process failed.

**User response:**

Refer to your system documentation to look up the error value. If you cannot determine the cause of the failure. Contact your service representative.

**0424-355**

Deletion of the file \_\_\_\_ failed with return code \_\_\_\_.

**Explanation:**

InfoPrint Manager encountered an error while trying to delete the temporary file.

**System action:**

The process failed.

**User response:**

No response is required to this informational message.

**0424-356**

The submission of the received job failed with return code \_\_\_\_.

**Explanation:**

The Distributed Print Function (DPF) host receiver cannot submit the received job to InfoPrint Manager.

**System action:**

The host receiver stops processing and is disconnected.

**User response:**

See the accompanying messages to determine the cause of the submission failure. Correct the problem and restart the host receiver. The host receiver will attempt to submit the job when it is started. If the problem cannot be corrected, the host receiver must be deleted.

**0424-357**

The submission error message is: \_\_\_\_\_

**Explanation:**

The error received on submission of the job is provided.

**System action:**

The host receiver stops processing and is disconnected.

**User response:**

Correct the problem and restart the host receiver. The host receiver will attempt to submit the job when it is started. If the problem cannot be corrected, the host receiver must be deleted.

**0424-381**

ERROR: The destination detected an error in a 2D bar code object.

**Explanation:**

The error occurred in a Bar Code Object Content Architecture (BCOCA) object sent in a Write Bar Code (WBC) command. Using the IPDS exception from the preceding message (0420-249), match the exception to a description of the specific error in the following list. The exception list shows bytes 0, 1, and 19 of the 24 byte exception (sense) displayed as hexadecimal in the 0420-249 message.

**X'040F..00'**

Either the matrix row size value or the number of rows value specified in the BSA data structure is unsupported. Both of these values must be within the range of supported sizes for the symbology.

**X'040F..01'**

An invalid structured append sequence indicator was specified in the BSA data structure. For a Data Matrix symbol, the sequence indicator must be between 1 and 16 inclusive. For a MaxiCode symbol, the sequence must be between 1 and 8 inclusive.

**X'040F..02'**

A structured append sequence indicator specified in the BSA data structure is larger than the total number of structured append symbols.

**X'040F..03'**

Mismatched structured append information was specified in the BSA data structure. One of the sequence-indicator and total-number-of-symbols parameters was X'00', but the other was not X'00'.

**X'040F..04'**

An invalid number of structured append symbols was specified in the BSA data structure. For a Data Matrix symbol, the sequence indicator must be between 2 and 16 inclusive. For a MaxiCode symbol, the total number of symbols must be between 2 and 8 inclusive.

**X'040F..05'**

An invalid symbol mode value was specified in the BSA data structure.

**X'040F..06'**

For a PDF417 symbol, an invalid data symbol characters per row value was specified in the BSA data structure.

**X'040F..07'**

For a PDF417 symbol, an invalid desired number of rows value was specified or the number of rows times the number of data symbol characters is greater than 928.

**X'040F..08'**

For a PDF417 symbol, too much data was specified in the BSA data structure.

**X'040F..09'**

For a PDF417 symbol, an invalid security level value was specified in the BSA data structure.

**X'040F..0A'**

An incompatible combination of Data Matrix parameters was specified.

**X'040F..0B'**

An invalid structured append file identification value was specified. Each byte of the 2-byte file identification value must be in the range X'01' - X'FE'.

**X'040F..0C'**

An invalid Macro PDF417 Control Block length value was specified in the BSA data structure or the length of the Macro PDF417 Control Block was too large.

**X'040F..0D'**

For a PDF417 symbol, an error occurred within the data for a Macro PDF417 Control Block specified in the BSA data structure.

**X'040F..0E'**

The EBCDIC-code-page parameter value specified in the BSA data structure is invalid.

**X'040F..0F'**

The version parameter value specified in the BSA data structure is invalid.

**X'040F..10'**

The error-correction-level parameter value specified in the BSA data structure is invalid.

**X'040F..11'**

An incompatible combination of special-function flags was specified in the BSA data structure. Only one of the FNC1 flags can be B'1'.

**X'040F..12'**

The application-indicator value specified in the BSA data structure in a Write Bar Code command is invalid.

**X'040F..16'**

Too much data is specified in the BSA data structure in a Write Bar Code command, and the too-much-data flag in the BSA forbids making the QR Code version bigger to fit the data.

**X'040F..30'**

One or both of the following conditions exist for the image information length in the BSA data structure in a Write Bar Code command:

1. The length is invalid.
2. The length is too large to fit into the repeating groups total length.

**X'040F..31'**

The image-local-ID parameter value in the BSA data structure in a Write Bar Code command is outside the valid range.

**X'040F..32'**

The unit-base parameter value for the image-object-area offset, specified in the BSA data structure in a Write Bar Code command, is invalid or unsupported.

**X'040F..33'**

The units-per-unit-base parameter value for the image-object-area offset, specified in the BSA data structure in a Write Bar Code command, is invalid or unsupported.

**X'040F..34'**

One or both of the following conditions exist in the BSA data structure in a Write Bar Code command:

1. The X offset value for the image-object-area origin is invalid or unsupported.
2. The Y offset value for the image-object-area origin is invalid or unsupported.

**X'040F..35'**

The image-object-area orientation parameter value specified in the BSA data structure in a Write Bar Code command is invalid or unsupported.

**X'040F..36'**

The image-object-area reference-coordinate-system parameter value specified in the BSA data structure in a Write Bar Code command is invalid or unsupported.

**X'040F..37'**

The unit-base parameter value for the image-object-area extent, specified in the BSA data structure in a Write Bar Code command, is invalid or unsupported.

**X'040F..38'**

The units-per-unit-base parameter value for the image-object-area extent, specified in the BSA data structure in a Write Bar Code command, is invalid or unsupported.

**X'040F..39'**

One or both of the following conditions exist in the BSA data structure in a Write Bar Code command:

1. The X extent value for the image object area is invalid or unsupported.
2. The Y extent value for the image object area is invalid or unsupported.

**X'040F..3A'**

The mapping-option parameter value specified in the BSA data structure in a Write Bar Code command is invalid or unsupported.

**X'040F..3B'**

The repeating-groups-total-length parameter value in the BSA data structure in a Write Bar Code command is invalid.

**System action:**

InfoPrint Manager stops processing the page containing the error; printing continues with the next page in the print job.

**User response:**

Correct the error in the BCOCA bar code data. The error could be in the program which produces the BCOCA bar code data. Refer to the 'BCOCA Reference' for additional information.

**0424-385**

PPO structured field encountered but printer does not support this function.

**Explanation:**

A PPO (Preprocess Presentation Object) structured field was encountered in the print file but the printer does not support this.

**System action:**

InfoPrint Manager stops processing the file at the point of the error. If there are other files in this print job, InfoPrint Manager resumes processing starting with the next file in the job; otherwise InfoPrint Manager cancels the job.

**User response:**

Correct the print file, and submit the print job again.

**0424-386**

The presentation object named \_\_\_\_ on a PPO structured field was not previously mapped with an MDR structured field.

**Explanation:**

The object named on the PPO structured field was not previously mapped with an MDR structured field so the object cannot be preprocessed by the printer.

**System action:**

InfoPrint Manager stops processing the file at the point of the error. If there are other files in this print job, InfoPrint Manager resumes processing starting with the next file in the job; otherwise InfoPrint Manager cancels the job.

**User response:**

Correct the print file, and submit the print job again.

**0424-387**

PPO structured field found in print file that uses color mapping table.

**Explanation:**

A PPO (Preprocess Presentation Object) structured field was encountered in the print file but the print file uses a color mapping table. The printer will preprocess the object in this situation but the preprocessed object will not be used for the color mapping table job but will stay in the printer for subsequent jobs.

**System action:**

InfoPrint Manager continues processing the print job. Printing of subsequent pages in the job is not affected but printing performance is likely to be adversely affected.

**User response:**

Correct the print file, and submit the print job again.

**0424-389**

ERROR: The Finishing Fidelity continue value on the Presentation Fidelity Control (PFC) structured field is invalid.

**Explanation:**

InfoPrint Manager encountered an invalid continue value on a Presentation Fidelity Control (PFC) structured field. Valid values are X'01' and X'02'.

**System action:**

InfoPrint Manager stops processing the file at the point of the error.

**User response:**

Correct the error in the form definition and send the job again.

**0424-390**

ERROR: The Finishing Fidelity report value on the Presentation Fidelity Control (PFC) structured field is invalid.

**Explanation:**

InfoPrint Manager encountered an invalid report value on a Print Fidelity Control (PFC) structured field. Valid values are X'01' and X'02'.

**System action:**

InfoPrint Manager stops processing the file at the point of the error.

**User response:**



Correct the error in the form definition and send the job again.

### 0424-391

InfoPrint Manager canceled printing of the file because a finishing error occurred and finishing fidelity of STOP was requested.

#### Explanation:

InfoPrint Manager stops processing the file as part of InfoPrint Manager error recovery. The actual destination reported an exception which indicates an invalid or unsupported finishing-value was requested. Because finishing fidelity was requested, the normal recovery for this exception is not taken. Instead, the file is canceled. Finishing fidelity is requested in the form definition (FORMDEF). The form definition used with this print file requested that finishing exceptions be reported and that printing be stopped at the point of the first finishing exception.

#### System action:

InfoPrint Manager stops processing the file at the point of the error. If there are other files in this print job, InfoPrint Manager resumes processing starting with the next file in the job; otherwise, InfoPrint Manager cancels the job.

#### User response:

Correct the causes of the other error messages in this message group.

### 0424-392

The UP3I-controlled device \_\_\_\_ required intervention because of an equipment check. The error code is X'\_\_\_\_'.

#### Explanation:

A UP3I-controlled pre-processing or post-processing device attached to the printer has reported an equipment check error that is also an intervention required condition.

#### System action:

The system action taken varies depending on the classification of the exception.

#### User response:

Check the UP3I-controlled device manual for more information about this error.

### 0424-393

The UP3I-controlled device \_\_\_\_ required intervention. The error code is X'\_\_\_\_'.

#### Explanation:

A UP3I-controlled pre-processing or post-processing device attached to the printer has reported an intervention required condition.

#### System action:

The system action taken varies depending on the classification of the exception..

#### User response:

Check the UP3I-controlled device manual for more information about this error.

**0424-394**

The UP3I-controlled device \_\_\_\_ reported an equipment check. The error code is X'\_\_\_\_'.

**Explanation:**

A UP3I-controlled pre-processing or post-processing device attached to the printer has reported an equipment check error that can not be corrected by an operator.

**System action:**

The system action taken varies depending on the classification of the exception..

**User response:**

Check the UP3I-controlled device manual for more information about this error.

**0424-395**

The UP3I-controlled device \_\_\_\_ reported an invalid or unsupported parameter. The error code is X'\_\_\_\_'.

**Explanation:**

A specification error was detected for a UP3I-controlled pre-processing or post-processing device.

**System action:**

The system action taken varies depending on the action code. Finishing is suppressed for the rest of the job.

**User response:**

Check the UP3I-controlled device manual for more information about this error.

**0424-396**

The UP3I-controlled device \_\_\_\_ reported a condition requiring host notification. The error code is X'\_\_\_\_'.

**Explanation:**

A UP3I-controlled pre-processing or post-processing device attached to the printer has reported a condition requiring host notification.

**System action:**

The system action taken varies depending on the classification of the exception.

**User response:**

Check the UP3I-controlled device manual for more information about this error.

**0424-397**

Could not locate media \_\_\_\_, and media fidelity is STOP.

**Explanation:**

InfoPrint Manager could not locate the requested media. If media fidelity is CONTINUE, InfoPrint Manager may continue by performing input bin substitution. If font fidelity is STOP, InfoPrint Manager will halt.

**System action:**

InfoPrint Manager may continue processing depending on the value of media fidelity.

**User response:**

If InfoPrint Manager can not locate the media, correct the problem at the printer or specify media fidelity CONTINUE and resubmit the job.

**0424-398**

InfoPrint Manager located a \_\_\_\_ Presentation Fidelity triplet in the Formdef indicating processing should continue with exceptions not reported. Processing continues.

**Explanation:**

The user requested finishing fidelity with a continuation rule of DO NOT STOP (X'02') and an exception reporting rule of DO NOT REPORT (X'02'). The printer does not support finishing fidelity and thus does not control the reporting of unsupported or incorrect finishing values. InfoPrint Manager will not issue messages for finishing exceptions reported by the printer that are controlled by finishing fidelity. However, because the printer is still reporting the exceptions, InfoPrint Manager must perform the necessary recover and performance of the print job might be impacted.

**System action:**

InfoPrint Manager continues processing the files.

**User response:**

If you experience performance problems with the job due to InfoPrint Manager managing the exceptions, you may want to send the job to a printer that supports finishing fidelity or change the formdef to set the continuation rule to STOP when you run to a printer that does not support finishing fidelity.

**0424-399**

Output bin number \_\_\_\_, specified on the output-bin or output-bin-numbers attribute is not supported or not available.

**Explanation:**

An output bin number was specified on the output-bin or output-bin-numbers attribute. This bin is not available.

**System action:**

InfoPrint Manager disables the actual destination.

**User response:**

Specify a different output bin, or do not specify an output bin. If no output bin is specified, InfoPrint Manager will select an output bin.

**0424-400**

ERROR: Invalid Unicode data.

**Explanation:**

There is an error in Unicode data specified on the current page.

**System action:**

InfoPrint Manager stops processing the page at the point of the error. If there are other pages in this print job, InfoPrint Manager resumes processing starting with the next page in the job; otherwise, InfoPrint Manager terminates the job.

**User response:**

Use the accompanying messages to determine if the Unicode data causing the error is in the input file or in a resource referenced by the input file. The program or person who created the input file or resource most likely caused the error. Correct the error in the input file or resource and send the job again.

**0424-401**

ERROR: Invalid TTC-font-index value in a linked font triplet.

**Explanation:**

The print job references a TTC-font-index value in a linked font triplet which does not exist for that linked font.

**System action:**

InfoPrint Manager stops processing the file at the point of the error. If there are other files in this print job, InfoPrint Manager resumes processing starting with the next file in the job; otherwise, InfoPrint Manager cancels the job.

**User response:**

Use the accompanying messages to determine if the structured field causing the error is in the input file or in a resource referenced by the input file. The program or person who created the input file or resource most likely caused the error. Correct the error in the input file or resource and send the job again.

**0424-402**

ERROR: Invalid full-font-name value in a linked font triplet.

**Explanation:**

The print job references full-font-name value in a linked font triplet which does not exist for that linked font.

**System action:**

InfoPrint Manager stops processing the file at the point of the error. If there are other files in this print job, InfoPrint Manager resumes processing starting with the next file in the job; otherwise, InfoPrint Manager cancels the job.

**User response:**

Use the accompanying messages to determine if the structured field causing the error is in the input file or in a resource referenced by the input file. The program or person who created the input file or resource most likely caused the error. Correct the error in the input file or resource and send the job again.

**0424-403**

ERROR: Invalid or unsupported encoding-scheme-ID value in an encoding scheme ID triplet.

**Explanation:**

The encoding-scheme-ID value specified in an encoding scheme ID triplet is invalid. See the 'MO: DCA Reference' for further information on this triplet.

**System action:**

InfoPrint Manager stops processing the file at the point of the error. If there are other files in this print job, InfoPrint Manager resumes processing starting with the next file in the job; otherwise, InfoPrint Manager cancels the job.

**User response:**

Use the accompanying messages to determine if the structured field causing the error is in the input file or in a resource referenced by the input file. The program or person who created the input file or resource most likely caused the error. Correct the error in the input file or resource and send the job again.

**0424-404**

ERROR: Invalid font-technology value..

**Explanation:**

Invalid font technology value in Data-Object Font Descriptor Triplet. The value X'20' signifies TrueType/OpenType technology.

**System action:**

InfoPrint Manager stops processing the file at the point of the error. If there are other files in this print job, InfoPrint Manager resumes processing starting with the next file in the job; otherwise, InfoPrint Manager cancels the job.

**User response:**

Use the accompanying messages to determine if the structured field causing the error is in the input file or in a resource referenced by the input file. The program or person who created the input file or resource most likely caused the error. Correct the error in the input file or resource and send the job again.

**0424-405**

ERROR: Invalid vertical-font-size value.

**Explanation:**

Invalid vertical-font-size value in a Data-Object Font Descriptor Triplet. The only valid values are in the range 1 to 32767.

**System action:**

InfoPrint Manager stops processing the file at the point of the error. If there are other files in this print job, InfoPrint Manager resumes processing starting with the next file in the job; otherwise, InfoPrint Manager cancels the job.

**User response:**

Use the accompanying messages to determine if the structured field causing the error is in the input file or in a resource referenced by the input file. The program or person who created the input file or resource most likely caused the error. Correct the error in the input file or resource and send the job again.

1

**0424-406**

ERROR: Invalid horizontal-scale-factor value.

**Explanation:**

Invalid horizontal-scale-factor value in a Data-Object Font Descriptor Triplet. If it is to be explicitly specified, the only valid values are in the range 1 to 32767. When a X'0000' is specified, the horizontal scaling is identical to the vertical scaling.

**System action:**

InfoPrint Manager stops processing the file at the point of the error. If there are other files in this print job, InfoPrint Manager resumes processing starting with the next file in the job; otherwise, InfoPrint Manager cancels the job.

**User response:**

Use the accompanying messages to determine if the structured field causing the error is in the input file or in a resource referenced by the input file. The program or person who created the input file or resource most likely caused the error. Correct the error in the input file or resource and send the job again.

**0424-407**

ERROR: Invalid character-rotation value.

**Explanation:**

The character-rotation value specified in a Data-Object-Font triplet is invalid. Valid character rotations are:

- For 0 degrees (left-to-right writing), specify X'0000'.
- For 90 degrees (bottom-to-top writing), specify X'2D00'.
- For 180 degrees (right-to-left writing), specify X'5A00'.
- For 270 degrees (top-to-bottom writing), specify X'8700'.

**System action:**

InfoPrint Manager stops processing the file at the point of the error. If there are other files in this print job, InfoPrint Manager resumes processing starting with the next file in the job; otherwise, InfoPrint Manager cancels the job.

**User response:**

Use the accompanying messages to determine if the structured field causing the error is in the input file or in a resource referenced by the input file. The program or person who created the input file or resource most likely caused the error. Correct the error in the input file or resource and send the job again.

**0424-408**

ERROR: Invalid encoding environment value.

**Explanation:**

The encoding environment (in TrueType/OpenType font files this parameter is called the 'Platform ID'.) value specified in a Data-Object-Font triplet is invalid. A value of X'0003' for this parameter signifies a Microsoft encoding environment.

**System action:**

InfoPrint Manager stops processing the file at the point of the error. If there are other files in this print job, InfoPrint Manager resumes processing starting with the next file in the job; otherwise, InfoPrint Manager cancels the job.

**User response:**

Use the accompanying messages to determine if the structured field causing the error is in the input file or in a resource referenced by the input file. The program or person who created the input file or resource most likely caused the error. Correct the error in the input file or resource and send the job again.

**0424-409**

ERROR: Invalid environment-specific encoding identifier value.

**Explanation:**

The environment-specific encoding identifier value specified in a Data-Object Font Descriptor Triplet is invalid. The values that are valid for the encoding identifier depend on the specific encoding environment parameter. For the Microsoft encoding environment (EncEnv = X'0003'), the encoding identifier X'0001' (Unicode) is valid.

**System action:**

InfoPrint Manager stops processing the file at the point of the error. If there are other files in this print job, InfoPrint Manager resumes processing starting with the next file in the job; otherwise, InfoPrint Manager cancels the job.

**User response:**

Use the accompanying messages to determine if the structured field causing the error is in the input file or in a resource referenced by the input file. The program or person who created the input file or resource most likely caused the error. Correct the error in the input file or resource and send the job again.

**0424-410**

ERROR: Unknown character ID (GCGID) value.

**Explanation:**

An unknown Graphic Character Global ID (GCGID) value was found within a code page used with a data-object font

One of the following conditions has occurred:

- The GCGID was not mapped to a Unicode value by the printer's GCGID to Unicode Mapping table or by the Unicode Extended Code Page.
- The GCGID is defined in a Unicode Extended Code Page, which the printer does not support, so the Unicode mapping is not being used by the printer. To tell if your printer supports Unicode Extended code pages, determine if the Sense Type and Model (STM) Loaded-Font Command-

Set Vector contains the X' B005 ' - Extended (Unicode mapping) code page support property pair.

**System action:**

InfoPrint Manager stops processing the page containing the error, and printing continues with the next page in the print job.

**User response:**

Use the accompanying messages to determine if the structured field causing the error is in the input file or in a resource referenced by the input file. The program or person who created the input file or resource most likely caused the error. Correct the error in the input file or resource and send the job again.

**0424-411**

ERROR: InfoPrint Manager located a Presentation Text Fidelity triplet but the printer does not support presentation text fidelity processing. Processing continues.

**Explanation:**

The printer does not support presentation fidelity and thus does not control the reporting of unsupported or incorrect values. InfoPrint Manager will not issue messages for exceptions reported by the printer that are controlled by presentation text fidelity. However, because the printer is still reporting the exceptions, InfoPrint Manager must perform the necessary recover and performance of the print job might be impacted.

**System action:**

InfoPrint Manager continues processing the files.

**User response:**

If you experience performance problems with the job due to InfoPrint Manager managing the exceptions, you may want to send the job to a printer that supports presentation text fidelity.

**0424-412**

ERROR: Actual Destination does not support resource management of Data Object Fonts.

**Explanation:**

The current job defines a Data Object Font (DOF) and DOFs are not supported by the specified actual destination.

**System action:**

Terminate job.

**User response:**

Resubmit this job to an actual destination which supports all functions related to managing data object fonts. Consult your hardware documentation to determine which devices support IPDS 'Data Object Fonts'.

**0424-413**

The font in error consists of the code page \_\_\_\_ and the data object font component \_\_\_\_.



**Explanation:**

This message provides more information about the code page and data object font component causing the font problem.

**System action:**

See the system actions for other error messages in this message group.

**User response:**

See the responses for other error messages in this message group.

**0424-414**

The font in error consists of the encoding scheme \_\_\_\_ and the data object font component \_\_\_\_.

**Explanation:**

This message provides more information about the encoding scheme and data object font component causing the font problem.

**System action:**

See the system actions for other error messages in this message group.

**User response:**

See the responses for other error messages in this message group.

**0424-447**

ERROR: The Text Fidelity continue value on the Presentation Fidelity Control (PFC) structured field is invalid.

**Explanation:**

InfoPrint Manager encountered an invalid continue value on a Presentation Fidelity Control (PFC) structured field. Valid values are X'01' and X'02'.

**System action:**

InfoPrint Manager stops processing the file at the point of the error.

**User response:**

Correct the error in the form definition and send the job again.

**0424-448**

ERROR: The Text Fidelity report value on the Presentation Fidelity Control (PFC) structured field is invalid.

**Explanation:**

InfoPrint Manager encountered an invalid report value on a Print Fidelity Control (PFC) structured field. Valid values are X'01' and X'02'.

**System action:**

InfoPrint Manager stops processing the file at the point of the error.

**User response:**

Correct the error in the form definition and send the job again.

**0424-449**

The uconv codepoint conversion for a name on the \_\_\_\_ structured field repeating group number \_\_\_\_ failed.

**Explanation:**

The uconv codepage conversion call is enabled to convert a character string. This could be due to an error in the MO:DCA datastream or an error due to the system being out of memory.

**System action:**

InfoPrint Manager stops processing the file at the point of the error. If there are other files in this print job, InfoPrint Manager resumes processing starting with the next file in the job; otherwise, InfoPrint Manager cancels the job.

**User response:**

Correct the structured field in error and resubmit the job.

**0424-450**

ERROR: MICR printing was requested, but is not available.

**Explanation:**

A string of text was encountered that was to be printed with a MICR font, but MICR printing is not available. Some printers can print MICR text on one side of the medium, but not the other side, and generate this message when MICR printing is requested on the unsupported side.

**System action:**

InfoPrint Manager stops processing the file at the point of the error. If there are other files in this print job, InfoPrint Manager resumes processing starting with the next file in the job; otherwise, InfoPrint Manager cancels the job.

**User response:**

Send the print job to a different MICR actual destination, or correct the problem with this MICR actual destination.

**0424-451**

ERROR: Invalid form length value \_\_\_\_ specified.

**Explanation:**

The form length value specified in a MDD (Medium Descriptor) structured field or on a pdpr command line is invalid. The only valid values are in the range 1 to 32767 or equal to 16777215 (X'FFFFFF').

**System action:**

InfoPrint Manager ignores the specified value and defaults to the form length value set on the printer console.

**User response:**

Use the accompanying messages to determine if the value causing the error is in the input file or on the **pdpr** command line. The program or person who created the input file or command line most likely caused the error. Correct the error in the input file or resource and send the job again.

### 0424-452

ERROR: Unable to create a thread from \_\_\_\_\_. Return code=\_\_\_\_\_.

#### Explanation:

The executable program specified in the message attempted to create and start a thread but could not start the thread. The Windows Return Code should explain the reason.

#### System action:

InfoPrint Manager does not complete the operation.

#### User response:

Depends on the Return Code. See Windows documentation for information on the meaning of the Return Code.

### 0424-454

MVS Download Object: \_\_\_\_ - Encountered a codepage conversion problem. A default codepage was used

#### Explanation:

MVS Download receiver encountered a uconv error while processing JCL parameters.

#### System action:

MVS Download receiver attempts recovery and continues using a default codepage.

#### User response:

Check the codepages specified when starting the MVS Download receiver to see if they are correct for the JCL parameters. See the section on the **mvsprsd** utility in the 'InfoPrint Manager: Reference' manual for more information.

### 0424-455

MVS Download Object: \_\_\_\_ - Unsupported codepage \_\_\_\_ specified.

#### Explanation:

An unsupported codepage was specified when starting the MVS Download receiver.

#### System action:

This error causes the MVS Download Receiver to terminate initialization processing.

#### User response:

The specified codepage is not available. Try another codepage. See the section on the **mvsprsd** utility in the 'InfoPrint Manager: Reference' manual for more information.

**0424-457**

MVS Download Object: \_\_\_\_\_ - usage: mvsprsd -p<n> -d<f> [-d<f>] [-q<n>] [-x<s>] [-k] [-n 1] [-e] [-w] [-B] [-H<s>] [-L<s>] [-t]

**Explanation:**

MVS Download service invocation error.

MVS Download Object: \_\_\_\_\_ - usage: mvsprsd -p<n> -d<f> [-d<f>] [-q<n>] [-x<s>] [-k] [-n 1] [-e] [-w] [-B] [-H<s>] [-L<s>] [-t]

where:

- p<n> port number (required)
- d<f> file systems (required)
- q<n> queue name (required with -x option)
- x<s> exit program name
- k If the MVS JCL parameter file is to be kept.
- n 1 The daemon is to process one file to completion before accepting the next file.
- e Provide error information to the mainframe.
- w Wait for the exit to complete.
- B a limited EBCDIC to ASCII conversion
- H<s> host codepage where JCL is submitted
- L<s> local codepage where MVS download is running
- t enable receiver trace

 **Note**

These flags are included with the message text when the message is issued.

**System action:**

MVS Download Receiver unable to process host data.

**User response:**

Reference system manual.

**0424-458**

ERROR: Invalid data in a UCC/EAN 128 or RSS bar code.

**Explanation:**

Data for a UCC/EAN 128 or RSS bar code in the SBA data structure in a Write Bar Code command is invalid. One or more of the following conditions was encountered:

1. FNC1 is not the first data character

2. Invalid application identifier (ai) value encountered
3. Data for an ai doesn't match the ai definition
4. Insufficient or no data following an ai
5. Too much data for an ai
6. Invalid use of the FNC1 character

**System action:**

InfoPrint Manager stops processing the page containing the error; printing continues with the next page in the print job.

**User response:**

Correct the error in the BCOCA bar code data. The error could be in the program which produces the BCOCA bar code data. Refer to the Bar Code Object Content Architecture documentation for additional information.

**0424-459**

ERROR: Invalid height values for Reduced Space Symbology (RSS) bar code modifier.

**Explanation:**

The combination of element height and height multiplier values specified for a Reduced Space Symbology (RSS) bar code in the bar code data-descriptor self-defining field is invalid for the modifier specified.

**System action:**

InfoPrint Manager stops processing the page containing the error; printing continues with the next page in the print job.

**User response:**

Correct the error in the BCOCA bar code data. The error could be in the program which produces the BCOCA bar code data. Refer to the Bar Code Object Content Architecture documentation for additional information.

**0424-460**

The PSF buffer size for printer '\_\_\_\_\_' is too large. PSF has been reconfigured to the buffer size required by the printer ('\_\_\_\_\_').

**Explanation:**

The default PSF buffer size configured for the specified printer is larger than the printer will accept.

**System action:**

InfoPrint Manager disables the actual destination and reconfigures PSF to the proper buffer size. PSF will now use the proper buffer size.

**User response:**

This error will only occur once. Enable the actual destination.

**0424-461**

The terminate message count value '\_\_\_\_\_' is not valid. InfoPrint Manager will use a value of 0.

**Explanation:**

Valid terminate message count values are in the range 0 to 9999. A value of 0 specifies that the job should not terminate as a result of the number of messages issued. The terminate message count value specified with the print request was not within this range.

**System action:**

InfoPrint Manager ignores the value specified for the terminate message count, uses the default value of 0, and continues processing the print job.

**User response:**

The terminate message count can be specified from the command line with the `termmsgcount` keyword. Specify a value between 0 and 9999 with the print request.

**0424-462**

The job has been terminated because the job-terminate-message-count limit has been reached.

**Explanation:**

InfoPrint Manager stops processing the file because the number of messages issued reached the value specified in `job-terminate-message-count`.

**System action:**

InfoPrint Manager stops processing the file at the point of the error. If there are other files in this print job, InfoPrint Manager resumes processing starting with the next file in the job; otherwise, InfoPrint Manager cancels the job.

**User response:**

Correct the causes of the other error messages issued.

**0424-463**

The actual destination reported the media loaded does not match the FORMID selected at the printer console.

**Explanation:**

The actual destination reported the media loaded in the printer does not match the form that was selected at the printer console. The actual destination detected and reported an asynchronous intervention-required error with an action code of X'0A' (sense byte 2). Bytes 0, 1, and 19 of the error are X'4035..00'. For more information about this error, refer to the publications for the actual destination that reported the error. Printing cannot continue until the mismatch is resolved.

**System action:**

After the mismatch is resolved, InfoPrint Manager recovers and printing continues.

**User response:**

Clear the paper up to the jam recovery page counter. Perform the following tasks in order to continue printing:

1. Verify the correct form for the job is selected at the printer console. If the correct form is not selected, change it to the correct form.

2. Load the paper that matches the form selected at the printer console. For a continuous forms printer, be sure to NPRO the correct paper up to the jam recovery page counter.
3. If the correct paper for the job is not available, do one of the following:
  - 1) Cancel the job at the printer console. The job will need to be resubmitted when the correct paper is available.
  - 2) Disable the verifier and continue printing with the paper that is available. PSF assumes that pages between the jam recovery page counter and the stacked page counter are not damaged and do not need to be reprinted. If any pages between these two counters do need to be reprinted, use the backspace function.

**0424-464**

A forms mismatch occurred in the actual destination while printing this job. Inspect the output to determine if all printed pages are acceptable.

**Explanation:**

A forms mismatch can be resolved without the loss of pages in the job or any reduction in print quality. Printed output should be carefully inspected after a forms mismatch has occurred to be sure the job was printed on the correct form.

**System action:**

This is an informational message. The system action was defined in another error message about the forms mismatch.

**User response:**

Inspect the printed output, and determine if all pages are acceptable.

**0424-465**

The error message page for the job could not be printed. Conversion from UTF-8 to codepage '\_\_\_\_' failed with return code '\_\_\_\_'.

**Explanation:**

Conversion of message page messages to a printable format failed. The message page will not be printed.

**System action:**

Processing of the job stops.

**User response:**

The system could be out of memory or the system does not have the appropriate locales installed. Contact the system administrator to be sure the appropriate codepages are installed. If the problem continues, use local reporting procedures to report the problem.

**0424-466**

MVS Download Object: '\_\_\_\_' - A multi-dataset file sequence error occurred.

**Explanation:**

A multi-dataset file sequence error occurred. This may occur because the host system is retrying a file that was failed by the script/exit and reported back to the host, an invalid system configuration is in use, the 0000\*.JOB files in the Download working directory have been erased, the mvsprsd.mdsid file in the working directory has been erased, or a logic error occurred.

**System action:**

MVS Download continues processing. If an invalid configuration is in use, print data has been lost. If files have been previously erased from the working directory, the partial data is overwritten. If the script/exit did not clean up properly, print data may be lost depending on the coding of the script/exit.

**User response:**

If the host system is retrying a file that has been failed by the script/exit, ignore this message. If MVS Download is being used with multi-dataset active, verify that only one FSA is driving the receiver/daemon. If files(s) have been erased from the Download working directory, ignore this message. If the error cannot be corrected or the error occurs again, use local problem reporting procedures to report this error.

**0424-467**

MVS Download Object: '\_\_\_\_' - An invalid multi-dataset ID of '\_\_\_\_' s received.

**Explanation:**

An invalid MVS Download multi-dataset ID was received from the host. Either the ID is not in the proper format or a multi-dataset ID has already been assigned.

**System action:**

InfoPrint Manager does not complete printing of the AFP print job.

**User response:**

Use local problem reporting procedures to report this error.

**0424-468**

MVS Download Object: '\_\_\_\_' - The MVS Download server encountered a '\_\_\_\_' error when accessing the MDS ID database, errno= '\_\_\_\_'

**Explanation:**

An MVS Download processing error occurred or the same working directory is being used for two daemons that are using the Download Plus multi-dataset function.

**System action:**

InfoPrint Manager does not complete printing of the AFP print job.

**User response:**

If the message indicates an fcntl error with an errno of 13, two daemons are using the same working directory and are using the Download multi-dataset function. Start the daemons using different working directories. For all other errors, complete all multi-dataset jobs if possible. Stop the Download daemon/receiver that is reporting the error. Delete the mvsprsd.mdsid file in the download working directory. If the error cannot be corrected or the error occurs again, use local problem-reporting procedures to report this message.



**0424-469**

MVS Download Object: '\_\_\_\_' - MVS Download Script/Exit for file: '\_\_\_\_' failed with return code of '\_\_\_\_'.

**Explanation:**

The script/exit invoked by the daemon/receiver returned a non-zero return code.

**System action:**

InfoPrint Manager continues processing files.

**User response:**

For the InfoPrint Manager provided script/exit, an error message is written to the InfoPrint Manager server log and mvsd.log in the download working directory indicating the cause of the failure. For custom script/exits, consult the writer of the script/exit for information on obtaining additional information.

**0424-470**

MVS Download Object: '\_\_\_\_' - A multi-dataset ID of '\_\_\_\_' was received but is not currently active.

**Explanation:**

The mainframe attempted to use a multi-dataset ID that has not been assigned to any active job. This may occur if the mvsprsd.mdsid file was erased from the Download working directory when a multi-dataset file had not completed or a logic error occurred.

**System action:**

InfoPrint Manager does not complete printing of the AFP print job.

**User response:**

If the mvsprsd.mdsid file has been erased from the Download working directory, resubmit the job to the JES spool. If the error cannot be corrected or the error occurs again, use local problem reporting procedures to report this error.

**0424-471**

MVS Download Object: '\_\_\_\_' - No multi-dataset IDs are available.

**Explanation:**

The daemon/receiver has run out of multi-dataset IDs due to 65535 incomplete multi-dataset jobs.

**System action:**

InfoPrint Manager does not complete printing of the AFP print job.

**User response:**

Check the Download working directory and delete old files for jobs that will never complete. Be sure to examine the files matching the format 0000\*.JOB and delete the files as appropriate. After deleting the files, submit another job. If the error cannot be corrected or the error occurs again, use local problem reporting procedures to report this error.

**0424-472**

MVS Download Object: '\_\_\_\_' - Is starting.

**Explanation:**

The daemon/receiver is starting.

**System action:**

The daemon/receiver begins accepting files from the mainframe.

**User response:**

None.

**0424-473**

MVS Download Object: '\_\_\_\_' - Is stopping.

**Explanation:**

The daemon/receiver is starting.

**System action:**

The daemon/receiver begins accepting files from the mainframe.

**User response:**

If the daemon/receiver stopped unexpectedly, check for previous messages for the cause of the error.

**0424-474**

MVS Download Object: '\_\_\_\_' - The MVS Download server encountered a '\_\_\_\_' error when attempting to read the script/exit error message, errno='\_\_\_\_'.

**Explanation:**

An MVS Download processing error occurred.

**System action:**

InfoPrint Manager continues processing files.

**User response:**

Use local problem-reporting procedures to report this message.

**0424-475**

The metric adjustment triplet in the Coded Font Control (CFC) structured field contains an incorrect, unsupported or out of range value.

**Explanation:**

One of the following conditions occurred in a metric adjustment triplet contained in a Coded Font Control (CFC) structured field:

- The Unit Base field contained an incorrect value
- The XUPUB or YUPUB field contained an incorrect or unsupported value

- The combination of the baseline offset adjustment value and a character's baseline offset value is outside the range the printer can handle

**System action:**

InfoPrint Manager stops processing the file.

**User response:**

If you created the coded font, correct the error and resubmit the print job. See the FOCA Reference for more information about the CFC structured field. If you used a program to create the font, contact the program owner.

**0424-476**

MVS Download Object: \_\_\_\_ - A file decompression error occurred in function \_\_\_\_, errno = \_\_\_\_.

**Explanation:**

A decompression error occurred while attempting to decompress a file from the client. This can occur due to data corruption during transmission or an out of disk space condition in the MVS Download working directory on the server.

**System action:**

This error causes a retry action to be taken by the client. When retry is attempted for the errors related to checkpoint/restart, MVS Download could restart from the beginning of a file to guarantee data integrity.

**User response:**

If the problem persists, verify that there is sufficient space available on the file system. The required space is two times the size of the file being downloaded

**0424-477**

MVS Download Object: \_\_\_\_ - A compression protocol state error occurred.

**Explanation:**

A state error occurred in the communication protocol between the client and the server.

**System action:**

InfoPrint Manager does not complete printing of the AFP print job.

**User response:**

Use local problem reporting procedures to report this error.

**0424-478**

Image Resolution required but not supplied.

**Explanation:**

The image Resolution for a presentation object such as TIFF, GIFF, or JPEG, is needed to process the object but the resolution was not provided within the presentation object and was not provided by an Image Resolution Triplet.

**System action:**

InfoPrint Manager and the printer continue processing the file. The printer did not know at which resolution to render the image and used the print head resolution.

**User response:**

Examine the output to see if the object was printed at the correct size. Recreate the object with the resolution provided with the object or put an image resolution triplet in the MOD:CA datastream indicating the resolution the image was created for and send the job again. Without resolution information, the object might not print correctly if the job is printed on more than one printer or if the printer resolution setting is changed at the printer console. If resolution information is added to the object itself or the image resolution triplet is specified on the Include Object (IOB), Container Data Descriptor (CDD), or Preprocess Presentation Object (PPO) structured field, this message will not be issued.

**0424-479**

The actual destination reported an invalid or unsupported unit base value.

**Explanation:**

The printer reported an unsupported or invalid unit base value in an image resolution triplet on either an Include Object (IOB), Container Data Descriptor (CDD), or Preprocess Presentation Object (PPO) structured field. Either the X unit base or Y unit base fields contained an invalid or unsupported value, the X unit base and Y unit base fields does not match, or the unit base value of centimeters (x01) is specified and the device does not support this unit base value.

**System action:**

InfoPrint Manager stops processing the file at the point of the error. If there are other files in this job, InfoPrint Manager resumes processing starting with the next file in the job; otherwise, InfoPrint Manager cancels the job.

**User response:**

Change the unit base value to be expressed as inches. See the MO:DCA reference for more information.

**0424-480**

ERROR: The X or Y Resolution value X'\_\_\_\_' in a triplet with identifier \_\_\_\_ in a \_\_\_\_ structured field is not valid.

**Explanation:**

The Resolution field on an image resolution triplet must be in the range of 1 - 32767. The triplet was specified on an IOB, PPO or CDD structured field and contained a value outside this range.

**System action:**

InfoPrint Manager stops processing the file at the point of the error. If there are other files in this print job, InfoPrint Manager resumes processing starting with the next file in the job; otherwise, InfoPrint Manager cancels the job.

**User response:**

Use the accompanying messages to determine if the structured field causing the error is in the input file or in a resource referenced by the input file. The program or person who created the input file or

resource most likely caused the error. Correct the error in the input file or resource and send the job again.

### 0424-481

ERROR: The X-Base and Y-Base values in a triplet with identifier \_\_\_\_\_ in a \_\_\_\_\_ structured field do not match. The X-Base value is X'\_\_\_\_\_' and the Y-Base value is Y'\_\_\_\_\_'.

#### Explanation:

The X-Base and Y-Base values must match. Valid values are x00 or x01. The values in the structured field specified in the message do not match. See the 'Mixed Object Document Content Architecture Reference' for further information on this structured field.

#### System action:

InfoPrint Manager stops processing the file at the point of the error. If there are other files in this print job, InfoPrint Manager resumes processing starting with the next file in the job; otherwise, InfoPrint Manager cancels the job.

#### User response:

Use the accompanying messages to determine if the structured field causing the error is in the input file or in a resource referenced by the input file. The program or person who created the input file or resource most likely caused the error. Correct the error in the input file or resource and send the job again.

### 0424-482

InfoPrint Manager located a CMR Tag Fidelity triplet in the Formdef. The device does not support this capability.

#### Explanation:

InfoPrint Manager found a CMR Tag Fidelity Triplet (X'96') on the Presentation Fidelity Control (PFC) Structured Field. The triplet indicated Stop on errors and the device does not support the triplet.

#### System action:

InfoPrint Manager stops processing the file at the point of the error. If there are other files in this print job, InfoPrint Manager resumes processing starting with the next file in the job; otherwise, InfoPrint Manager cancels the job.

#### User response:

Either print on a device that supports this function or modify the Formdef.

### 0424-483

InfoPrint Manager located a CMR Tag Fidelity triplet in the Formdef indicating Continue and Report Exceptions. The device does not support this capability.

#### Explanation:

InfoPrint Manager found a CMR Tag Fidelity Triplet (X'96') on the Presentation Fidelity Control (PFC) Structured Field. The triplet indicated Continue on errors and Report Exceptions, but the device does not support the triplet.

#### System action:

InfoPrint Manager continues processing the file. All Color Management Resources are ignored.

**User response:**

Either print on a device that supports this function or modify the Formdef.

1

**0424-484**

Invalid or out of range value \_\_\_\_ for scope or processing mode in the X'91' CMR Descriptor triplet on the \_\_\_\_ structured field.

**Explanation:**

InfoPrint Manager found a CMR Descriptor triplet (X'91) on the Include Object (IOB), Map Data Resource (MDR) or Preprocess Presentation Object (PPO) Structured Field. The value was either out of range or the scope value was incorrect for the context in which the structured field was found.

**System action:**

InfoPrint Manager stops processing the file at the point of the error. If there are other files in this print job, InfoPrint Manager resumes processing starting with the next file in the job; otherwise, InfoPrint Manager cancels the job.

**User response:**

Use the accompanying messages to determine if the structured field causing the error is in the input file or in a resource referenced by the input file. The program or person who created the input file or resource most likely caused the error. Correct the error in the input file or resource and send the job again. See the 'Mixed Object Document Content Architecture Reference' for further information.

**0424-485**

Actual Destination does not support CMRs (Color Management Resources). This print request contains a request for one or more Color Management Resources.

**Explanation:**

InfoPrint Manager found a request to process a CMR (Color Management Resource) descriptor triplet, an invoke CMR (ICMR) triplet, a rendering intent triplet or FQN type x41 triplet which the actual destination does not support. The intended device does not support the IPDS function(s) required to completely process this print request.

**System action:**

If the formdef being used to process this print request contains a color fidelity triplet (x'75), the continuation and reporting settings from the formdef control the system action. If there is no color fidelity triplet in the formdef, the default action is to not report the error(s) and continue processing the print request.

**User response:**

The print request requires function defined under the Color Management Object Content Architecture as it relates to Color Management Resources. Resubmit this print request to an actual destination that supports the Color Management Resource capability.

**0424-486**

Printer does not support CMR (Color Management Resource) type \_\_\_\_\_. CMR name is \_\_\_\_\_.

**Explanation:**

The print job requested a CMR (Color Management Resource) but the actual device does not support that CMR type. The actual destination does not have the IPDS function required to present the color management resources required by this print job.

**System action:**

If the formdef contains a color fidelity triplet, the continuation and reporting rules in the formdef define the system action. If there is no color fidelity triplet in the formdef, the print server action is to continue processing and not report the error.

**User response:**

The print request requires function defined under the Color Management Object Content Architecture as it relates to Color Management Resources. Resubmit this print request to an actual destination that supports the Color Management Resource capability.

**0424-487**

Printer does not support \_\_\_\_ command.

**Explanation:**

InfoPrint Manager found a request to process a MO:DCA Presentation Environment Control (PEC) structured field or a CMR (Color Management Resource), but the actual destination does not support the IPDS function(s) required to completely process this print request.

**System action:**

If the formdef being used to process this print request contains a color fidelity triplet (X'75'), the continuation and reporting settings from the formdef controls the system action. If there is no color fidelity triplet in the formdef, the default action is to not report the error(s) and continue processing the print request.

**User response:**

The print request requires function defined under the Color Management Object Content Architecture as it relates to Color Management Resources. Resubmit this print request to an actual destination that supports the Color Management Resource capability.

**0424-488**

CMR Name \_\_\_\_ is incorrect length.

**Explanation:**

InfoPrint Manager found a CMR reference and the CMR Name field is not 146 bytes long.

**System action:**

InfoPrint Manager stops processing the file at the point of the error. If there are other files in this print job, InfoPrint Manager resumes processing starting with the next file in the job; otherwise, InfoPrint Manager cancels the job.

**User response:**

Correct the CMR Name and resubmit the job.

See the CMOCA Reference for more information.

**0424-489**

Incorrect Object Type \_\_\_\_ in an Object Offset Triplet (X'5A') on a \_\_\_\_ structured field.

**Explanation:**

InfoPrint Manager found an Object Offset Triplet (X'5A') on the Map Data Resource (MDR) or Presentation Environment Control (PEC) structured field. The object type value was incorrect for the context in which the structured field was found. For a CMR or device appearance that is to be associated with a specific document in the print file, the Object Offset triplet specifies the offset of the document in the print file with which the CMR or device appearance is associated. The correct object type is X'A8' indicating 'Document' object offset.

**System action:**

InfoPrint Manager stops processing the file at the point of the error. If there are other files in this print job, InfoPrint Manager resumes processing starting with the next file in the job; otherwise, InfoPrint Manager cancels the job.

**User response:**

Correct the value and resubmit the job.

**0424-490**

Too many CMRs specified for \_\_\_\_ command.

**Explanation:**

The number of CMRs specified for the printfile resulted in an overflow in an internal buffer. InfoPrint Manager was preparing the IPDS command specified in the message. The IPDS Invoke CMR (X'92') triplets are written on the IDO, LPD, WBCC, WGC, WIC2, WOCC, and RPO IPDS commands.

**System action:**

InfoPrint Manager stops processing the file at the point of the error. If there are other files in this print job, InfoPrint Manager resumes processing starting with the next file in the job; otherwise, InfoPrint Manager cancels the job.

**User response:**

Reduce the number of CMRs and resubmit the job.

**0424-491**

Printer does not support device appearance triplet (X'97') on the \_\_\_\_ structured field.

**Explanation:**

InfoPrint Manager found a device appearance triplet, and the actual destination does not support this function.

**System action:**

If the formdef being used to process this print request contains a color fidelity triplet (X'75'), the continuation and reporting settings from the formdef controls the system action. If there is no color fidelity triplet in the formdef, the default action is to not report the error(s) and continue processing the print request.

**User response:**



The print request requires function defined under the Color Management Object Content Architecture as it relates to Color Management Resources. Resubmit this print request to an actual destination that supports the Color Management Resource capability.

#### 0424-494

Invalid units per unit base value in an Image Resolution (X'9A') triplet.

##### Explanation:

The printer reported an X units per unit base or Y units per unit base field in an Image Resolution (X'9A') triplet with an invalid value. The triplet can occur on the Container Data Descriptor (CDD), Include Object (IOB), or Preprocess Presentation Object (PPO) structured fields.

##### System action:

InfoPrint Manager stops processing the file at the point of the error. If there are other files in this print job, InfoPrint Manager resumes processing starting with the next file in the job; otherwise, InfoPrint Manager cancels the job.

##### User response:

Correct the value and resubmit the job. See the MO:DCA Reference for information on the Image Resolution triplet..

#### 0424-495

Color Management Resource object error.

##### Explanation:

The printer reported that an error was detected within a Color Management Resource (CMR). The specific error code is specified in the sense bytes returned by the printer.

The error code can be one of the following:

##### **X'03'**

Invalid Length value in a CMR header

##### **X'04'**

Unsupported TagID value in a CMR tag

##### **X'05'**

Invalid Count value in a CMR tag

##### **X'06'**

Invalid FieldType value in a CMR tag

##### **X'0E'**

Missing required CMR tag

##### **X'0F'**

Invalid sequence of CMR tags

##### **X'10'**

Invalid or unsupported field value in a CMR header or CMR tag

**X'11'**

Inconsistent CMR tag contents

**System action:**

For error codes other than X'04', if the formdef being used to process this print request contains a color fidelity triplet (x75), the continuation and reporting settings from the formdef control the system action. If there is no color fidelity triplet in the formdef, the default action is to not report the error(s) and continue processing the print request. For error code X'04', the CMR Tag fidelity triplet in the formdef controls the system action. For audit and instruction CMRs, the printer uses the device-default CMR in place of the CMR in error.

**User response:**

The print request requires function defined under the Color Management Object Content Architecture as it relates to Color Management Resources. Resubmit this print request to an actual destination that supports the Color Management Resource capability..

**0424-496**

Color Management Resource not available.

**Explanation:**

The printer report a CMR is needed to process specific print data, but the printer reported the CMR is unavailable because the printer does not have a default CMR for the type of color data and a host-invoked CMR was not supplied. The device default CMRs defined in the CMOCA Reference must be supported by the printer, but defaults for other color spaces are optional and a host-invoked CMR must be specified.

**System action:**

If the formdef being used to process this print request contains a color fidelity triplet (X'75'), the continuation and reporting settings from the formdef controls the system action. If there is no color fidelity triplet in the formdef, the default action is to not report the error(s) and continue processing the print request.

**User response:**

The print request requires function defined under the Color Management Object Content Architecture as it relates to Color Management Resources. Resubmit this print request to an actual destination that supports the Color Management Resource capability.

**0424-497**

Invoke media-specific instruction Color Management Resource (CMR) does not match selected media.

**Explanation:**

The printer reported an invoked media-specific instruction CMR is selected, but the printer reported the CMR does not match the currently selected media. Refer to the CMOCA Reference for the rules used to match CMRs with the media type loaded in the printer

**System action:**

If the formdef being used to process this print request contains a color fidelity triplet (X'75'), the continuation and reporting settings from the formdef controls the system action. If there is no color

fidelity triplet in the formdef, the default action is to not report the error(s) and continue processing the print request.

**User response:**

Either change the print job to select the appropriate CMR to match the media loaded in the printer or change the media and resubmit the job.

**0424-498**

Generic Color Management Resource (CMR) not supported.

**Explanation:**

The printer reported a generic CMR was selected, but the printer does not have an appropriate device-specific CMR to use in place of the generic CMR.

**System action:**

If the formdef being used to process this print request contains a color fidelity triplet (X'75'), the continuation and reporting settings from the formdef controls the system action. If there is no color fidelity triplet in the formdef, the default action is to not report the error(s) and continue processing the print request using an appropriate printer default CMR.

**User response:**

Change the print job to select the appropriate CMR and resubmit the job.

**0424-499**

Invoked and selected Color Management Resource (CMR) was not used.

**Explanation:**

The printer reported a CMR was invoked and selected for use, but it cannot be used. The CMR is valid, but it is not appropriate for one of the following reasons: a printer-operator control has been invoked to achieve a specific look that overrides a user-specified Tone Transfer Curve (TTC) CMR; or a selected Halftone (HT) CMR is not appropriate for the printer. For example, a threshold-array halftone is invoked and selected for use with an ink-jet printer or an error-diffusion halftone is invoked and selected for use with a laser printer.

**System action:**

If the formdef being used to process this print request contains a color fidelity triplet (X'75'), the continuation and reporting from the formdef controls the system action. If there is no color fidelity triplet in the formdef, the default action is to not report the error(s) and continue processing the print request using an appropriate printer default CMR.

**User response:**

Change the print job to select the appropriate CMR and resubmit the job.

**0424-500**

IPDS Trace Full.

**Explanation:**

The printer reported all of the available storage for an IPDS trace has been used, and a Trace Full entry has been added as the last trace entry.

**System action:**

InfoPrint Manager continues processing the file.

**User response:**

Turn off tracing or contact the support center.

**0424-501**

Asynchronous color-related error.

**Explanation:**

The printer detected a color-related error on a page that is between the received page station and the committed page station. The error is not detected when the IPDS commands for a presentation object were parsed, but it is detected by the object processor before the page is committed. For example, a color value might have been requested within the object data that is not available to the printer. The printer must finish committing prior sheets if any, discard the pages of the error sheet, and discard all upstream data before reporting this error.

**System action:**

If the formdef being used to process this print request contains a color fidelity triplet (X'75'), the continuation and reporting settings from the formdef controls the system action. If there is no color fidelity triplet in the formdef, the default action is to not report the error(s) and continue processing the print request using an appropriate printer default CMR.

**User response:**

See the IPDS Reference Chapter on Exception Report to understand how to decode the information returned in the sense bytes for this exception.

**0424-502**

Colorant information changed.

**Explanation:**

The printer reported one or more colorants has become available, has become unavailable, or has changed a colorant-availability flag.

**System action:**

InfoPrint Manager recovers and continues processing the job.

**User response:**

Examine the printed output to see if it is satisfactory.

**0424-503**

Invalid or unsupported CMR (Color Management Resource) type \_\_\_\_ found. CMR name is \_\_\_\_.

**Explanation:**

Either an invalid CMR type was found when processing the MO:DCA job or an invalid CMR type was found when processing a CMR reference in the Data Object Resource Access Table or Color Management Resource Access Table.

**System action:**

InfoPrint Manager stops processing the file at the point of the error. If there are other files in this print job, InfoPrint Manager resumes processing starting with the next file in the job; otherwise, InfoPrint Manager cancels the job.

**User response:**

Correct the error and resubmit the job. See the MO:DCA Reference for more information.

**0424-504**

InfoPrint Manager canceled printing of the file because a CMR Tag error occurred and CMR Tag fidelity of STOP was requested.

**Explanation:**

InfoPrint Manager stops processing the file as part of InfoPrint Manager error recovery. The actual destination reported an exception which indicates an invalid or unsupported CMR Tag value was found. Because CMR Tag fidelity was requested, the normal recovery for this exception is not taken. Instead, the file is canceled. CMR Tag fidelity is requested in the form definition (FORMDEF). The form definition used with this print file requested that CMR Tag exceptions be reported and that printing be stopped at the point of the first CMR Tag exception.

**System action:**

InfoPrint Manager stops processing the file at the point of the error. If there are other files in this print job, InfoPrint Manager resumes processing starting with the next file in the job; otherwise, InfoPrint Manager cancels the job.

**User response:**

Correct the causes of the other error messages in this message group.

**0424-505**

Baseline adjustment value too large or too small.

**Explanation:**

The actual destination reported while processing a metric adjustment triplet (x'79') in an Activate Resource command, the combination of the baseline offset adjustment value and a character's baseline offset value created another internal value that is beyond the range the printer can handle.

**System action:**

InfoPrint Manager stops processing the file.

**User response:**

Reduce the baseline offset values and resubmit the print job. See the *Mixed Object Document Content Architecture Reference* for more information about the triplet. If you used a program to create the printjob, contact the program owner.

**0424-506**

Color Management Resource object error code = X'\_\_\_\_\_'.

**Explanation:**

The printer reported an error in a color management resource.

The specific error code shown in this message and can be one of the following:

**x03**

Invalid length value in a CMR header

**x05**

Invalid Count value in a CMR tag

**x06**

Invalid FieldType value in a CMR tag

**x0E**

Missing required CMR tag

**x0F**

Invalid sequence of CMR tags

**x10**

Invalid or unsupported field value in a CMR header or CMR tag

**x11**

Inconsistent CMR tag contents

More information can be found in the *Color Management Object Content Architecture Reference*.

**System action:**

See the action described in the accompanying messages. This is an informational message.

**User response:**

Correct the error in the color management object resource. The error could be in the program which produces the resource.

**0424-507**

Printer does not support rendering intent triplet (X'95') on the \_\_\_\_ structured field.

**Explanation:**

InfoPrint Manager found a rendering intent triplet, and the actual destination does not support this function.

**System action:**

If the formdef being used to process this print request contains a color fidelity triplet (X'75'), the continuation and reporting settings from the formdef controls the system action. If there is no color fidelity triplet in the formdef, the default action is to not report the error(s) and continue processing the print request.

**User response:**

The print request requires function defined under the Color Management Object Content Architecture as it relates to Color Management Resources. Resubmit this print request to an actual destination that supports the Color Management Resource capability.

**0424-508**

Printer does not support rendering intent triplet (X'95') on the \_\_\_\_ structured field.

**Explanation:**

InfoPrint Manager found a rendering intent triplet, and the actual destination does not support this function. Processing continues.

**System action:**

If the formdef being used to process this print request contains a color fidelity triplet (x'75'), the continuation and reporting settings from the formdef control the system action. If there is no color fidelity triplet in the formdef, the default action is to not report the error(s) and continue processing the print request.

**User response:**

The print request requires function defined under the Color Management Object Content Architecture as it relates to Color Management Resources. Resubmit this print request to an actual destination that supports the Color Management Resource capability.

**0424-509**

Printer does not support device appearance triplet (X'97') on the \_\_\_\_ structured field.

**Explanation:**

InfoPrint Manager found a device appearance triplet, and the actual destination does not support this function. Processing continues.

**System action:**

If the formdef being used to process this print request contains a color fidelity triplet (x'75'), the continuation and reporting settings from the formdef controls the system action. If there is no color fidelity triplet in the formdef, the default action is to not report the error(s) and continue processing the print request.

**User response:**

The print request requires function defined under the Color Management Object Content Architecture as it relates to Color Management Resources. Resubmit this print request to an actual destination that supports the Color Management Resource capability.

**0424-510**

Actual Destination does not support CMRs (Color Management Resources). This print request contains a request for one or more Color Management Resources.

**Explanation:**

InfoPrint Manager found a request to process a CMR (Color Management Resource) descriptor triplet, an invoke CMR (ICMR) triplet, a rendering intent triplet or FQN type x41 triplet which the actual destination does not support. The intended device does not support the IPDS function(s) required to completely process this print request. Processing continues.

**System action:**

If the formdef being used to process this print request contains a color fidelity triplet (x'75'), the continuation and reporting settings from the formdef control the system action. If there is no color

fidelity triplet in the formdef, the default action is to not report the error(s) and continue processing the print request.

**User response:**

The print request requires function defined under the Color Management Object Content Architecture as it relates to Color Management Resources. Resubmit this print request to an actual destination that supports the Color Management Resource capability.

**0424-511**

Printer does not support \_\_\_\_ command.

**Explanation:**

InfoPrint Manager found a request to process a MO:DCA Presentation Environment Control (PEC) structured field or a CMR (Color Management Resource), but the actual destination does not support the IPDS function(s) required to completely process this print request. Processing continues.

**System action:**

If the formdef being used to process this print request contains a color fidelity triplet (x'75'), the continuation and reporting settings from the formdef controls the system action. If there is no color fidelity triplet in the formdef, the default action is to not report the error(s) and continue processing the print request.

**User response:**

The print request requires function defined under the Color Management Object Content Architecture as it relates to Color Management Resources. Resubmit this print request to an actual destination that supports the Color Management Resource capability.

**0424-512**

Printer does not support CMR (Color Management Resource) type \_\_\_\_\_. CMR name is \_\_\_\_\_.

**Explanation:**

The print job requested a CMR (Color Management Resource) but the actual device does not support that CMR type. The actual destination does not have the IPDS function required to present the color management resources required by this print job. Processing continues.

**System action:**

If the formdef contains a color fidelity triplet, the continuation and reporting rules in the formdef define the system action. If there is no color fidelity triplet in the formdef, the print server action is to continue processing and not report the error.

**User response:**

The print request requires function defined under the Color Management Object Content Architecture as it relates to Color Management Resources. Resubmit this print request to an actual destination that supports the Color Management Resource capability.

**0424-513**

Printer does not support color specification triplet (X'4E') on the \_\_\_\_ structured field.

**Explanation:**



InfoPrint Manager found a request to process a Color Specification x4E triplet which the actual destination does not support. The intended device does not support the IPDS function(s) required to completely process this print request.

**System action:**

If the formdef being used to process this print request contains a color fidelity triplet (x'75'), the continuation and reporting settings from the formdef control the system action. If there is no color fidelity triplet in the formdef, the default action is to not report the error(s) and continue processing the print request.

**User response:**

The print request requires function defined under the Color Management Object Content Architecture as it relates to Color Management Resources. Resubmit this print request to an actual destination that supports the Color Management Resource capability.

**0424-514**

Printer does not support color specification triplet (X'4E') on the \_\_\_\_ structured field.

**Explanation:**

InfoPrint Manager found a Color Specification x4E triplet, and the actual destination does not support this function. Processing continues.

**System action:**

If the formdef being used to process this print request contains a color fidelity triplet (x'75'), the continuation and reporting settings from the formdef control the system action. If there is no color fidelity triplet in the formdef, the default action is to not report the error(s) and continue processing the print request.

**User response:**

The print request requires function defined under the Color Management Object Content Architecture as it relates to Color Management Resources. Resubmit this print request to an actual destination that supports the Color Management Resource capability.

**0424-515**

Printer does not support extended bar code color specification triplet (X'4E') on the \_\_\_\_ structured field.

**Explanation:**

InfoPrint Manager found a request to process a Color Specification x4E triplet on a BCOCA BDD structured field which the actual destination does not support. The intended device does not support the IPDS function(s) required to completely process this print request. Processing stops.

**System action:**

If the formdef being used to process this print request contains a color fidelity triplet (x'75'), the continuation and reporting settings from the formdef control the system action. If there is no color fidelity triplet in the formdef, the default action is to not report the error(s) and continue processing the print request.

**User response:**

The print request requires function defined under the Color Management Object Content Architecture as it relates to Color Management Resources. Resubmit this print request to an actual destination that supports the Color Management Resource capability.

**0424-516**

Printer does not support extended bar code color specification triplet (X'4E') on the \_\_\_\_ structured field.

**Explanation:**

InfoPrint Manager found a Color Specification x4E triplet on a BCOCA BDD structured field, and the actual destination does not support this function. Processing continues.

**System action:**

If the formdef being used to process this print request contains a color fidelity triplet (x'75'), the continuation and reporting settings from the formdef control the system action. If there is no color fidelity triplet in the formdef, the default action is to not report the error(s) and continue processing the print request.

**User response:**

The print request requires function defined under the Color Management Object Content Architecture as it relates to Color Management Resources. Resubmit this print request to an actual destination that supports the Color Management Resource capability.

**0424-517**

Printer color setup may have changed from when pages were saved.

**Explanation:**

When printing the first page of a print file, PSF detected the color setup at the printer may have changed. Processing stops.

**System action:**

If the formdef being used to process this print request contains a color fidelity triplet (x'75'), the continuation and reporting settings from the formdef control the system action. If there is no color fidelity triplet in the formdef, the default action is to not report the error(s) and continue processing the print request.

**User response:**

Ensure the actual device color setup does not change between the time the printer saves the pages and the time the job is actually printed.

**0424-518**

Printer color setup may have changed from when pages were saved.

**Explanation:**

When printing the first page of a print file, PSF detected the color setup at the printer may have changed. Processing continues.

**System action:**

If the formdef being used to process this print request contains a color fidelity triplet (x'75'), the continuation and reporting settings from the formdef control the system action. If there is no color fidelity triplet in the formdef, the default action is to not report the error(s) and continue processing the print request.

**User response:**

Ensure the actual device color setup does not change between the time the printer saves the pages and the time the job is actually printed.

**0424-519**

Printer did not report device type and model needed for CMR matching.

**Explanation:**

The print file referenced Color Management Resources (CMRs). The printer did not report the device type and model in the Product Identifier Self-Defining Field in the IPDS XOH-OPC response. Processing stops.

**System action:**

If the formdef being used to process this print request contains a color fidelity triplet (x'75'), the continuation and reporting settings from the formdef control the system action. If there is no color fidelity triplet in the formdef, the default action is to not report the error(s) and continue processing the print request.

**User response:**

Report the problem to your local system administrator who may need to contact your service representative.

**0424-520**

Printer did not report device type and model needed for CMR matching.

**Explanation:**

The print file referenced Color Management Resources (CMRs). The printer did not report the device type and model in the Product Identifier Self-Defining Field in the IPDS XOH-OPC response. Processing stops.

**System action:**

If the formdef being used to process this print request contains a color fidelity triplet (x'75'), the continuation and reporting settings from the formdef control the system action. If there is no color fidelity triplet in the formdef, the default action is to not report the error(s) and continue processing the print request.

**User response:**

Report the problem to your local system administrator who may need to contact your service representative.

**0424-521**

Printer does not support extended IOCA bilevel color on the \_\_\_\_ structured field.

**Explanation:**

The print file referenced an IOCA extended bilevel color self-defining field. The printer did not report support for this function. Processing stops.

**System action:**

If the formdef being used to process this print request contains a color fidelity triplet (x'75'), the continuation and reporting settings from the formdef control the system action. If there is no color fidelity triplet in the formdef, the default action is to not report the error(s) and continue processing the print request.

**User response:**

Resubmit this print request to an actual destination that supports this function.

**0424-522**

Printer does not support extended IOCA bilevel color on the \_\_\_\_ structured field..

**Explanation:**

The print file referenced an IOCA extended bilevel color self-defining field. The printer did not report support for this function.

**System action:**

If the formdef being used to process this print request contains a color fidelity triplet (x'75'), the continuation and reporting settings from the formdef control the system action. If there is no color fidelity triplet in the formdef, the default action is to not report the error(s) and continue processing the print request.

**User response:**

Resubmit this print request to an actual destination that supports this function.

**0424-523**

ERROR: The CMR Tag Fidelity continue value on the Presentation Fidelity Control (PFC) structured field is invalid.

**Explanation:**

InfoPrint Manager encountered an invalid continue value on a Presentation Fidelity Control (PFC) structured field. Valid values are X'01' and X'02'.

**System action:**

InfoPrint Manager stops processing the file at the point of the error.

**User response:**

Correct the error in the form definition and send the job again.

**0424-524**

ERROR: The CMR Tag Fidelity report value on the Presentation Fidelity Control (PFC) structured field is invalid.

**Explanation:**

InfoPrint Manager encountered an invalid report value on a Print Fidelity Control (PFC) structured field. Valid values are X'01' and X'02'.

**System action:**

InfoPrint Manager stops processing the file at the point of the error.

**User response:**

Correct the error in the form definition and send the job again.

**0424-525**

Printer does not support resident color profiles.

**Explanation:**

The print file referenced a resident color profile. The printer did not report support for this function. Processing continues.

**System action:**

InfoPrint Manager continues processing the file from the point of the error.

**User response:**

Correct the error and resubmit the job. See the 'MO:DCA Reference' for more information.

**0424-526**

Invalid value \_\_\_\_ in a Rendering Intent Triplet (X'95') on a \_\_\_\_ structured field.

**Explanation:**

InfoPrint Manager found an invalid rendering intent value. This value came from either the Include Object (IOB), Presentation Environment Control (PEC), or Preprocess Presentation Object (PPO) structured field.

**System action:**

InfoPrint Manager stops processing the file at the point of the error. If there are other files in this print job, InfoPrint Manager resumes processing starting with the next file in the job; otherwise, InfoPrint Manager cancels the job.

**User response:**

Correct the rendering intent value and resubmit the job. See the 'MO:DCA Reference' for more information.

**0424-527**

Invalid or unsupported value \_\_\_\_ in a Device Appearance Triplet (X'95') on a \_\_\_\_ structured field.

**Explanation:**

InfoPrint Manager found an invalid or unsupported appearance value is specified in a Device Appearance (x'97') triplet. The triplet is specified on a Presentation Environment Control (PEC) structured field. The structured field can be in the Document Environment Group or Medium Map in the formdef, the Active Environment of a page or overlay or Object Environment group of a GOCA object, IOCA object or Object Container.

**System action:**

InfoPrint Manager stops processing the file at the point of the error. If there are other files in this print job, InfoPrint Manager resumes processing starting with the next file in the job; otherwise, InfoPrint Manager cancels the job.

**User response:**

Correct the device appearance value and resubmit the job. See the 'MO:DCA Reference' for more information.

**0424-528**

Invalid or unsupported value \_\_\_\_ in a Device Appearance Triplet (X'95') on a \_\_\_\_ structured field. Processing continues.

**Explanation:**

InfoPrint Manager found an invalid or unsupported appearance value is specified in a Device Appearance (x'97') triplet. The triplet is specified on a Presentation Environment Control (PEC) structured field. The structured field can be in the Document Environment Group or Medium Map in the formdef, the Active Environment of a page or overlay or Object Environment group of a GOCA object, IOCA object or Object Container.

**System action:**

If the formdef being used to process this print request contains a color fidelity triplet (x'75'), the continuation and reporting settings from the formdef controls the system action for an unsupported value.

**User response:**

Correct the device appearance value and resubmit the job. See the 'MO:DCA Reference' for more information.

**0424-529**

WARNING: SNMP temporarily disabled for duration of back or forward space request.

**Explanation:**

InfoPrint Manager is processing a back or forward space request and must temporarily disable SNMP until the back or forward space command completes..

**System action:**

InfoPrint Manager processes the back or forward space request and will re-enable SNMP when the space command completes.

**User response:**

None.

**0424-530**

IPDS Dialog with printer \_\_\_\_ was suspended because of a release request from the device.

**Explanation:**

InfoPrint Manager has suspended the current IPDS session due to a request from the print device. The printer has requested that the flow of data be suspended for the device to print a non-IPDS print request.

**System action:**

InfoPrint Manager sends the device an IPDS End Dialog command, and the device will switch internally to process the alternate data stream. If another print request is provided to InfoPrint Manager, the host InfoPrint Manager will resume sending IPDS data to the device.

**User response:**

This is an informational message; no response is required.

**0424-531**

The print device has requested the temporary suspension of the flow of IPDS data from the InfoPrint Manager host.

**Explanation:**

The print device has received a print request from a non-IPDS source, and has requested that InfoPrint Manager suspend the sending of data to process the alternate print request. InfoPrint Manager can decide to suspend the data flow, or it can ignore the request, depending on the current host processing environment.

**System action:**

InfoPrint Manager continues processing print requests until print requests stop for a prescribed amount of time.

**User response:**

This is an informational message; no response is required.

**0424-532**

IPDS Dialog with printer \_\_\_\_ was restarted.

**Explanation:**

The IPDS print process to the device was suspended based on inactivity but has now been resumed with the receipt of a subsequent print request. InfoPrint Manager will resume sending IPDS data to the device and printing should resume.

**System action:**

InfoPrint Manager will resume sending IPDS data to the device, preceded by the IPDS Start Dialog command. The printer will switch back to printing IPDS data from the InfoPrint Manager host when the print mechanism is available.

**User response:**

This is an informational message; no response is required.

**0424-533**

Connection to printer \_\_\_\_ has been ended normally while in a suspended state.

**Explanation:**

The IPDS print process to the device had been suspended, but has now been terminated due to inactivity. The InfoPrint Manager host received no print requests in the time specified for release of the IPDS connection so the connection to the device has been terminated.

**System action:**

InfoPrint Manager will terminate the TCP/IP connection with the device, allowing other hosts to access the print device through the TCP/IP port. If the InfoPrint Manager host receives a subsequent print request, PSF will attempt to acquire the TCP/IP port again.

**User response:**

This is an informational message; no response is required.

**0424-534**

Printer \_\_\_\_ has requested the release of the communication channel but the printer is defined to not support that capability.

**Explanation:**

The printer has requested the release of the print mechanism in order to process a non-IPDS data stream. The InfoPrint Manager printer is not configured to support that capability so the request will be ignored.

**System action:**

InfoPrint Manager will ignore the request and issue this informational message.

**User response:**

This is an informational message; no response is required.

**0424-535**

Printer \_\_\_\_ does not support the Manage IPDS Dialog capability but the print destination is defined to support this capability

**Explanation:**

The destination is defined to utilize the Manage IPDS Dialog capability but the actual printer does not report support of this feature. The capability will not be activated for this device.

**System action:**

InfoPrint Manager will ignore the destination configuration attribute and will issue this informational message. This message will be produced only once per session.

**User response:**

This is an informational message; no response is required.

**0424-536**

Printer does not support set default instruction in \_\_\_\_ for Normal Line Width attributes.

**Explanation:**

The actual destination does not support default value for Normal Line Width and the set-byte value for this attribute should not be specified for this printer. Processing continues.

**System action:**

InfoPrint Manager just report the error and continue processing the file.

**User response:**



Correct the error and send the job again.

**0424-537**

Printer does not support set default instruction in \_\_\_\_ for Process Color attributes.

**Explanation:**

The actual destination does not support default value for Process Color and the set-byte value for this attribute should not be specified for this printer. Processing stops.

**System action:**

If the formdef being used to process this print request contains a color fidelity triplet (x'75'), the continuation and reporting settings from the formdef control the system action. If there is no color fidelity triplet in the formdef, the default action is to not report the error(s) and continue processing the print request.

**User response:**

Resubmit this print request to an actual destination that supports this function.

**0424-538**

Printer does not support set default instruction in \_\_\_\_ for Process Color attributes.

**Explanation:**

The actual destination does not support default value for Process Color and the set-byte value for this attribute should not be specified for this printer. Processing continues.

**System action:**

If the formdef being used to process this print request contains a color fidelity triplet (x'75'), the continuation and reporting settings from the formdef control the system action. If there is no color fidelity triplet in the formdef, the default action is to not report the error(s) and continue processing the print request.

**User response:**

Resubmit this print request to an actual destination that supports this function.

**0424-539**

\_\_\_\_ transform failed loading the icu library \_\_\_\_.

**Explanation:**

A call to load the icu libraries failed.

**System action:**

InfoPrint Manager does not complete the requested transform operation.

**User response:**

Make sure to have the icu libraries in the right location in InfoPrint Manager. If the files are present, try the operation again. If the error cannot be corrected, use the local problem-reporting procedures to report this message.

### 0424-540

The desired-symbol-width value specified in the bar code data-descriptor self-defining field is invalid.

#### Explanation:

The value specified in the bar code data descriptor self defining field for the desired-symbol-width is invalid.

#### System action:

The printing continue using the default value X '0000' for the desired-symbol-width in the bar code data descriptor self defining field.

#### User response:

Check if the structured field causing the error is in the input file or in a resource referenced by the input file. The program or person who created the input file or resource most likely caused the error. Correct the error in the input file or resource and send the job again. See the 'Mixed Object Document Content Architecture Reference' for further information.

### 0424-541

The value for the bar code desired-symbol-width is valid, but the bar code cannot fit using this.

#### Explanation:

A desired-symbol-width value was specified in the bar code data-descriptor self-defining field, but a bar code symbol cannot be generated that fits within the specified width.

#### System action:

The printing continue using the default value X '0000' for the desired-symbol-width in the bar code data descriptor self defining field. The resulting symbol is larger than the desired symbol width.

#### User response:

Check if the structured field causing the error is in the input file or in a resource referenced by the input file. The program or person who created the input file or resource most likely caused the error. Correct the error in the input file or resource and send the job again. See the 'Mixed Object Document Content Architecture Reference' for further information.

### 0424-550

Invalid MO:DCA syntax was detected.

#### Explanation:

An invalid length or structured field code was detected. The file probably is in a different format than MO:DCA.

#### System action:

Tool exits with error code.

#### User response:

Verify that datastream is MO:DCA. If so, investigate data generator.

**0424-551**

Cannot write to file or stream.

**Explanation:**

Either the user does not have permission to write to file, the file no longer exists, or the filesystem is full.

**System action:**

Tool exits with an error code. Temporary files and output files are deleted by the tool.

**User response:**

Make sure that the directory containing the file still exists, that the directory has proper permissions, and that the filesystem containing the directory has sufficient free space available.

**0424-554**

Invalid IS/3 Page Segment object type.

**Explanation:**

IS/3 document types does not permit IM1 or Presentation Text objects on a Page Segment.

**System action:**

The event is recorded on the destination error log and continues processing the print job.

**User response:**

Remove illegal objects from Page segment or use a previous document type.

**0424-555**

The selected paginated object is not contained in the file.

**Explanation:**

An Object Offset (X'5A') triplet specified an object offset, but there is no paginated object in the multi-page file at that offset.

**System action:**

InfoPrint Manager stops processing the page containing the error, and printing continues with the next page in the print job.

**User response:**

Correct the object offset from the Object Offset (X'5A') triplet to specify a valid object from the multi-page file.

**0424-556**

Invalid Fully Qualified Name (FQN) triplet format X' \_\_\_\_\_ ' on a \_\_\_\_\_ structured field.

**Explanation:**

This is a MOD:CA data stream error. In a Fully Qualified name triplet there is a format value which is either unsupported or incorrect in the context of the structured field in which it appears.

**System action:**

Terminate job.

**User response:**

The application which generated this data stream must be corrected.

**0424-558**

Printer does not support replicate-and-trim mapping option for an IOCA object.

**Explanation:**

The print file referenced an IOCA object with the mapping option specified as replicate-and-trim. The printer did not report support for this option. Processing stops.

**System action:**

InfoPrint Manager application stops processing the file when the error occurs. If there are other files in this print job, InfoPrint Manager application resumes processing starting with the next file in the job. InfoPrint Manager application cancels the job if there are no other files in the print job.

**User response:**

Resubmit this print request to an actual destination that supports this function.

**0424-559**

Replicate-and-trim mapping option for a GOCA object has been retired.

**Explanation:**

The print file referenced a GOCA object with the mapping option specified as replicate-and-trim. This option has been retired from the GOCA architecture. Processing stops.

**System action:**

InfoPrint Manager application stops processing the file when the error occurs. If there are other files in this print job, InfoPrint Manager application resumes processing starting with the next file in the job. InfoPrint Manager application cancels the job if there are no other files in the print job.

**User response:**

Specify another mapping option for the GOCA object according to the MODCA and GOCA architecture.

**0424-560**

A character string carried in Fully Qualified Name (FQN) triplet exceeds the maximum length allowed.

**Explanation:**

The print file contained character strings carried in a Fully Qualified Name (FQN) triplet. The triplet limits the length of the data to 250 bytes. When such a character string is converted from one character encoding, such as single-byte EBCDIC, to another character encoding, such as double-byte UTF-16, the string may increase in length. Therefore, the object names that are specified using a single-byte encoding is limited to 125 characters or fewer.

**System action:**

InfoPrint Manager application stops processing the file when the error occurs. If there are other files in this print job, InfoPrint Manager application resumes processing starting with the next file in the job. InfoPrint Manager application cancels the job if there are no other files in the print job.

**User response:**

Limit the length of the character string carried in a Fully Qualified Name (FQN) triplet to 125 characters.

**0424-561**

ERROR: The actual destination reported that a PTOCA with OEG has data that appears outside of the text presentation space.

**Explanation:**

The error occurred in a PTOCA with OEG. See the 'Mixed Object Document Content Architecture Reference' for further information about text presentation space.

**System action:**

InfoPrint Manager stops processing the page containing the error and printing continues with the next page in the print job.

**User response:**

Correct the presentation text with OEG data problem.

**0424-562**

The actual destination reported that the presentation text data extends outside the defined text object area.

**Explanation:**

A portion of the presentation text data extends beyond the intersection of the mapped presentation space and text object area. See the 'Mixed Object Document Content Architecture Reference' for further information about text object area.

**System action:**

InfoPrint Manager stops processing the page containing the error and printing continues with the next page in the print job.

**User response:**

Correct the presentation text with OEG data problem.

**0424-563**

A PTOCA with OEG object is not supported in an AFP page segment.

**Explanation:**

A PTOCA with OEG object is present in an AFP page segment. 'Mixed Object Document Content Architecture Reference' specifies that this inclusion of a PTOCA with OEG in an AFP page segment is not supported.

**System action:**

InfoPrint Manager stops processing the page containing the error and printing continues with the next page in the print job.

**User response:**

Remove PTOCA with OEG from the AFP page segment.

**0424-564**

ERROR: Printer does not support text extended color on the \_\_\_\_\_ structured field.

**Explanation:**

The print file reference an extend text color for a PTOCA object with OEG. The printer did not report support for this function.

**System action:**

If the formdef being used to process this print request contains a color fidelity triplet (X'75'), the continuation and reporting settings from the formdef control the system action. If there is no color fidelity triplet in the formdef, the default action is to not report the error (s) and continue processing the print request.

**User response:**

Resubmit this print request to an actual destination that supports this function.

**0424-565**

ERROR: Invalid Unicode Complex Text (UCT) parameter value.

**Explanation:**

An invalid parameter value was specified in a PTOCA Unicode Complex Text (UCT) control sequence within a Write Text command. The text control is contained in a Presentation Text (PTX) structured field.

See the 'Presentation Text Object Content Architecture Reference' for further information on this text control.

**System action:**

InfoPrint Manager application stops processing the page containing the error and printing continues with the next page in the print job.

**User response:**

Check the syntax of the PTOCA UCT control sequence specified and make sure it complies with the PTOCA architecture.

**0424-566**

ERROR: Wrong font used with a Glyph Layout Control (GLC) text control sequence.

**Explanation:**

One of the following conditions exists:

- 1. The object OID specified in the Glyph Layout Control (GLC) text control sequence does not match the object OID of the current font or any font linked to the current font that was specified as an internal resource within the print file resource group.

- 2. The OIDs match a font collection. However the full font name from the GLC that specified the OID does not match any font within the collection.
- 3. The printer does not have a font OID at the time a glyph run is processed.

The text control is contained in a Presentation Text (PTX) structured field. See the 'Presentation Text Object Content Architecture Reference' for further information on this text control.

#### **System action:**

InfoPrint Manager application stops processing the page containing the error and printing continues with the next page in the print job.

#### **User response:**

Check the OID specified in Glyph Layout Control (GLC) text control and the OID specified in the Fully Qualified Name (X'02') triplet (with FQN Type X'DE' and format X'10') from the Begin Object Container – BOC (X'D3 A8 92') structured field of an inline resource group. The OIDs values should match.

### **0424-567**

ERROR: The font used with a Glyph Layout Control (GLC) chain is not a TrueType / OpenType font

#### **Explanation:**

The current font specified in the PTOCA Glyph Layout Control (GLC) control sequence is not a TrueType / OpenType font. The text control is contained in a Presentation Text (PTX) structured field. See the 'Presentation Text Object Content Architecture Reference' for further information on this text control.

#### **System action:**

InfoPrint Manager application stops processing the page containing the error and printing continues with the next page in the print job.

#### **User response:**

Check Object class (X'10') triplet from the Begin Object Container – BOC (X'D3 A8 92') structured field of an inline resource group. If the ObjClass specifies value X'41' - Data-object font, then the value specified for the MO:DCA-registered ASN.1 object identifier (OID) should be TrueType / OpenType Font Resource Object.

### **0424-568**

ERROR: Glyph ID specified in a Glyph ID Run (GIR) text control sequence, but not found in the font.

#### **Explanation:**

One of the glyph IDs specified in the Glyph ID Run (GIR) control sequence is not contained in the font used.

The text control is contained in a Presentation Text (PTX) structured field. See the 'Presentation Text Object Content Architecture Reference' for further information on this text control.

#### **System action:**

InfoPrint Manager application stops processing the page containing the error and printing continues with the next page in the print job.

**User response:**

Check the font used to contain the glyph ID required or change the glyph ID specified in the Glyph ID Run (GIR) to match the one from the font.

**0424-569**

ERROR: Missing or invalid control sequence found in a Glyph Layout Control (GLC) chain.

**Explanation:**

The Glyph Layout Control (GLC) chain specified an unexpected control sequence. A PTOCA GLC control sequence must be followed by a series of Glyph ID Run (GIR), Glyph Advance Run (GAR), Glyph Offset Run (GOR), and Unicode Complex Text (UCT) control sequences.

These control sequences must be provided within a chain and be specified in the following order (the square brackets indicate an optional control):  
`X ' 2BD3 ' GLC GIR GAR [GOR] [GIR GAR [GOR]]  
... [GIR GAR [GOR]] [UCT]`

Note that the GLC can be preceded with any chained PTOCA control sequence other than GLC, GIR, GAR, or GOR.

The text control is contained in a Presentation Text (PTX) structured field. See the 'Presentation Text Object Content Architecture Reference' for further information on this text control.

**System action:**

InfoPrint Manager application stops processing the page containing the error and printing continues with the next page in the print job.

**User response:**

Check the syntax of the Glyph Layout Control (GLC) chain specified and make sure it complies with the PTOCA architecture.

**0424-570**

ERROR: An unsupported Unicode Complex Text (UCT) control sequence found outside of a Glyph Layout Control (GLC) chain.

**Explanation:**

A Unicode Complex Text (UCT) control sequence was found outside of a Glyph Layout Control (GLC) chain.

Printers that support glyph layout controls will ignore UCTs that are chained to a GLC chain and will recognize but not support other UCT control sequences.

The text control is contained in a Presentation Text (PTX) structured field. See the 'Presentation Text Object Content Architecture Reference' for further information on this text control.

**System action:**

InfoPrint Manager application stops processing the page containing the error and printing continues with the next page in the print job.

**User response:**

Check the syntax of the Glyph Layout Control (GLC) chain specified and make sure it complies with the PTOCA architecture.



**0424-571**

ERROR: Glyph ID Run (GIR), Glyph Advance Run (GAR) or Glyph Offset Run (GOR) text control sequence found outside of a Glyph Layout Control (GLC) chain.

**Explanation:**

A Glyph ID Run (GIR), Glyph Advance Run (GAR), or Glyph Offset Run (GOR) control sequence was encountered outside of a Glyph Layout Control (GLC) chain.

The text control is contained in a Presentation Text (PTX) structured field. See the 'Presentation Text Object Content Architecture Reference' for further information on this text control.

**System action:**

Skip the unexpected GIR, GAR, or GOR control sequence.

**User response:**

Check the syntax of the GLC chain specified and makes sure it complies with the PTOCA architecture.

**0424-572**

ERROR: Invalid number of entries in a Glyph Advance Run (GAR) or Glyph Offset Run (GOR).

**Explanation:**

The number of entries in a Glyph Advance Run (GAR) or Glyph Offset Run (GOR) text control sequence must match the number of entries in the immediately preceding Glyph ID Run (GIR) control sequence.

The text control is contained in a Presentation Text (PTX) structured field. See the 'Presentation Text Object Content Architecture Reference' for further information on this text control.

**System action:**

InfoPrint Manager application stops processing the page containing the error and printing continues with the next page in the print job.

**User response:**

Check the number of entries in GAR and GOR to match the numbers of glyph ids specified in the preceding Glyph ID Run (GIR).

**0424-573**

ERROR: There is no OID provided for a Glyph Layout Control (GLC) chain.

**Explanation:**

A PTOCA Glyph Layout Control (GLC) control sequence specified an OID length of zero (indicating that the previously specified OID is still in effect), but there was no previously specified OID found within the text object, page, or overlay.

The text control is contained in a Presentation Text (PTX) structured field. See the 'Presentation Text Object Content Architecture Reference' for further information on this text control.

**System action:**

InfoPrint Manager application stops processing the page containing the error and printing continues with the next page in the print job.

**User response:**

Check the syntax of the Glyph Layout Control (GLC) chain specified and make sure it complies with the PTOCA architecture.

**0424-574**

ERROR: Length mismatch within a Glyph Layout Control (GLC) control sequence.

**Explanation:**

A PTOCA Glyph Layout Control (GLC) control sequence contains an incorrect length field. One or more of the following conditions occurred:

- 1. The OID-length field or the full-font-name-length field contains a value that is not consistent with the overall control sequence length.
- 2. The OID-length field contains an invalid value.
- 3. The full-font-name-length field contains an invalid value.

The text control is contained in a Presentation Text (PTX) structured field. See the 'Presentation Text Object Content Architecture Reference' for further information on this text control.

**System action:**

InfoPrint Manager stops processing the page containing the error and printing continues with the next page in the print job

**User response:**

Check the syntax of the Glyph Layout Control (GLC) chain specified and make sure it complies with the PTOCA architecture.

**0424-575**

ERROR: Full Font Name specified in a Glyph Layout Control (GLC) control sequence without a font OID.

**Explanation:**

A PTOCA Glyph Layout Control (GLC) control sequence contains a value in the full-font-name field and a non-zero value in the full-font-name-length field, but no font OID was specified. The PTOCA architecture forbids specification of a full font name without also specifying a font OID.

The text control is contained in a Presentation Text (PTX) structured field. See the 'Presentation Text Object Content Architecture Reference' for further information on this text control.

**System action:**

InfoPrint Manager application stops processing the page containing the error and printing continues with the next page in the print job.

**User response:**

Check the syntax of the Glyph Layout Control (GLC) chain specified and make sure it complies with the PTOCA architecture.

**0424-576**

ERROR: Invalid or insufficient data for a Royal Mail Red Tag bar code.

**Explanation:**

Invalid or insufficient data was encountered in a Royal Mail Red Tag bar code object. There must be exactly 21 numeric digits in the input data. The printer validity checks each field of the input data using the BCOCA range.

See the 'Bar Code Object Content Architecture Reference' for further information about Royal Mail Red Tag bar code object.

**System action:**

InfoPrint Manager stops processing the page containing the error, and printing continues with the next page in the print job.

**User response:**

Check the syntax of the Royal Mail Red Tag bar code object specified and make sure it complies with the BCOCA architecture.

**0424-577**

Usage: insrtcmr [options] inputfile Options: -d [Directory] :Location of Color Management Resource (CMR) files with the '.cmr' extension. If the directory is not specified, the default location is used instead. -l [List of CMR files] :List of the Color Management Resource (CMR) files to be added instead of the entire list of CMR files from a directory -i :Include the Color Management Resource (CMR) files inline, if printfile -o [Outputfile] :Name and location of output filename :Render Intent Override -m [AUDIT | INSTRUCT] :Add audit or instruction Color Management Resource (CMR) files .t :Turn on trace. -f [Path/formdef filename] :Location of external FormDef -riall [PERCEPTUAL | SATURATION | RELCM | ABSCM] -riioca [PERCEPTUAL | SATURATION | RELCM | ABSCM] -riobjc [PERCEPTUAL | SATURATION | RELCM | ABSCM] -riptoca [PERCEPTUAL | SATURATION | RELCM | ABSCM] -rigoca [PERCEPTUAL | SATURATION | RELCM | ABSCM] Notes: Only 75 CMR files can be added at a time insrtcmr only finds Color Management Resource (CMR) files with the '.cmr' extension. FormDef must have a 'Document Environment Group' or 'Form Map' defined.

**Explanation:**

The insrtcmr command must be in the format described in the usage message. The insrtcmr command entered does not comply with the usage message.

**System action:**

: The insrtcmr program terminates and no output is produced.

**User response:**

Invoke insrtcmr with the correct syntax.

**0424-578**

Problem with \_\_\_\_ option, space must occur between option \ and parameter.

**Explanation:**

The program was invoked with an incorrect syntax.

A space between a flag and the option for that flag was omitted.

**System action:**

The program terminates and no output is produced.

**User response:**

Enter the command again with the correct syntax.

**0424-579**

Expecting INSTRUCT or AUDIT for flag [-m].

**Explanation:**

The program was invoked with an incorrect option for flag [-m]. The valid options are: INSTRUCT or AUDIT.

**System action:**

The program terminates and no output is produced.

**User response:**

Enter the command again with the correct syntax.

**0424-580**

Expecting PERCEPTUAL, RELCM, SATURATION or ABSCM for flag [-\_\_\_\_\_].

**Explanation:**

The program was invoked with an incorrect option for one of the followings flags: -riall, -riioca, -riobjc, -riptoca, or -rigoca. The valid options are: PERCEPTUAL, RELCM, SATURATION or ABSCM.

**System action:**

The insrtcmr program terminates and no output is produced.

**User response:**

Enter the command again with the correct syntax.

**0424-581**

'!' missing from parameter setting.

**Explanation:**

The program was invoked with an incorrect syntax.

'!' missing from parameter setting.

**System action:**

The program terminates and no output is produced.

**User response:**

Enter the command again with the correct syntax.

**0424-582**

\_\_\_\_\_ not added, maximum number for Color Management Resources (CMRs) reached.

**Explanation:**

Only 75 Color Management Resources (CMR) files can be added at a time.

**System action:**

The insrtcmr program terminates and no output is produced.

**User response:**

Make sure that in the specified directory are less than 75 Color Management Resources (CMR) files.

**0424-583**

\_\_\_\_\_ not added, unable to locate Color Management Resource name.

**Explanation:**

Unable to locate Color Management Resource (CMR) name in the CMR file.

**System action:**

The program terminates and no output is produced.

**User response:**

Check the validity of the Color Management Resource (CMR) file specified and make sure it complies with the CMOCA architecture.

**0424-584**

Unable to locate End Document Environment Group or Form Map, Map Data Resources (MDRs) not added.

**Explanation:**

The insrtcmr program was unable to complete adding Map Data Resources. The command was unable to locate End Document Environment Group or Form Map in the input file specified.

**System action:**

The program terminates and no output is produced.

**User response:**

Check the validity of input file specified and make sure it complies with the MO:DCA architecture..

**0424-585**

Invalid input file format.

**Explanation:**

The program encountered an invalid input file format. The print file is built with the document index first, followed by the resource group.

**System action:**

The program terminates and no output is produced.

**User response:**

Check the validity of input file specified and make sure it complies with the MO:DCA architecture..

**0424-586**

Cannot use -f option when input file already has Form Definition defined.

**Explanation:**

Cannot use -f option when input file already has Form Definition defined.

**System action:**

The program terminates and no output is produced.

**User response:**

Reissue the command without -f flag.

**0424-587**

A Begin Print File (BPF) structured field is not supported in a form definition.

**Explanation:**

The program encountered an invalid input file format. A Begin Print File (BPF) structured field is not supported in a form definition.

**System action:**

The program terminates and no output is produced.

**User response:**

Check the validity of input file specified and make sure it complies with the MO:DCA architecture.

**0424-588**

Invalid input file format. Unable to locate Begin Resource Group.

**Explanation:**

The program encountered an invalid input file format.

The command was unable to locate Begin Resource Group (BRG) structured field in the input file specified.

**System action:**

The program terminates and no output is produced.

**User response:**

Check the validity of input file specified and make sure it complies with the MO:DCA architecture.

**0424-589**

No Color Management Resource (CMR) found in directory \_\_\_\_ or in list of Color Management Resource (CMR) file names.

**Explanation:**

The program was unable to locate Color Management Resource (CMR) files in the directory or in the list of Color Management Resource (CMR) file names specified.

**System action:**

The program terminates and no output is produced.

**User response:**

Check to see if the specified Color Management Resource directory exists or if it is not empty. If a list of Color Management Resource (CMR) file names was specified, check to see if those file names exist in the specified Color Management Resource directory.

**0424-590**

was unable to allocate system memory.

**Explanation:**

The program cannot allocate system memory.

**System action:**

The program terminates.

**User response:**

Close any unnecessary windows and stop any unneeded processes. Then, enter the command again. If the error cannot be corrected or the error occurs again, use local problem-reporting procedures to report this message.

**0424-591**

There is no \_\_\_\_ structured field to match the \_\_\_\_ structured field with token name \_\_\_\_ at file offset \_\_\_\_

**Explanation:**

A file contained a Begin structured field to mark the beginning of an object, but did not contain the matching structured field to mark the end of the object. If the Begin structured field is present, the End structured field must also be present with the same token name.

**System action:**

The program terminates.

**User response:**

Check the validity of input file specified and make sure it complies with the MO:DCA architecture.

**0424-592**

Received unexpected \_\_\_\_ structured field.

**Explanation:**

A structured field was read that is not valid at the current point within the data stream.

**System action:**

The program terminates.

**User response:**

Check the validity of input file specified and make sure it complies with the MO:DCA architecture.

**0424-593**

\_\_\_\_\_: An error was found when reading or writing file \_\_\_\_.

**Explanation:**

The program cannot read from or write the file specified in the message. The file might have been deleted after it was opened, or someone might have changed the permission level on the file.

**System action:**

The program terminates.

**User response:**

Check that the specified file exists and that you have read permission for the file. You must have x (execute) and w (write) permission for the directory containing the file and w and r (read) permission for the file itself.

**0424-594**

Invalid Fully Qualified Name (FQN) triplet type X'\_\_\_\_' on a \_\_\_\_ structured field.

**Explanation:**

This is a MOD:CA datastream error. In a Fully Qualified name triplet, there is a type value which is either unsupported or incorrect in the context of the structured field in which it appears, is not in the correct reference format (character string) or is required for this structured field.

**System action:**

The program terminates.

**User response:**

Check the validity of input file specified and make sure it complies with the MO:DCA architecture.

**0424-595**

An unexpected end-of-file was encountered.

**Explanation:**

The end of an Advanced Function Printing (AFP) data stream file was detected before all the bytes in a structured field were read. The file might have been built incorrectly or might have been truncated at some point.

**System action:**

The program terminates.

**User response:**

Correct the error in the file and enter the command again.



**0424-596**

The appropriate argument is missing for the \_\_\_\_ option specified.

**Explanation:**

The option specified in the program command requires a specific argument.

**System action:**

The program terminates.

**User response:**

See the usage of the program, specify the appropriate option and enter the command again.

**0424-597**

Only one output format is allowed.

**Explanation:**

The program specified multiple output formats that are mutually exclusive.

**System action:**

The program terminates.

**User response:**

See the usage of the program and enter the command again.

**0424-598**

Number of sides specified by afpReorder application is invalid

**Explanation:**

The valid values are 1 or 2. See the usage of the program.

**System action:**

The program terminates.

**User response:**

See the usage of the program and enter the command again.

**0424-599**

The arguments \_\_\_\_ must be specified together.

**Explanation:**

The application requires these arguments to run together.

**System action:**

The program terminates.

**User response:**

See the usage of the program and enter the command again.

### 0424-600

Could not reset input file pointer.

**Explanation:**

The application cannot reset a file pointer to a specific file offset.

**System action:**

The program terminates.

**User response:**

Contact service personnel.

### 0424-601

The structured field \_\_\_\_ specify an incorrect length \_\_\_\_.

**Explanation:**

When parsing the Advanced Function Printing (AFP) data stream, the application encountered a structured field with an incorrect length specified.

**System action:**

The program terminates.

**User response:**

Correct the length of the structured field in the file and enter the command again.

### 0424-602

afpReorder application specified files to be merged with different number of pages.

**Explanation:**

Files to be merged by afpReorder has different number of pages.

**System action:**

The program terminates.

**User response:**

Specify files with the same number of pages and enter the command again.

### 0424-603

afpReorder application specified explicit output format to be used with explicit input file.

**Explanation:**

This output format attempts saved pages. When using standard input, the presence of saved pages is not known in time to change the format.

**System action:**

The program terminates.

**User response:**

See the usage of the program, correct the problem and enter the command again.

**0424-604**

afpReorder application specified more than one medium map in filter mode.

**Explanation:**

In the medium map configuration file, you can specify the medium maps to be used. In filter mode, only one medium map is allowed to be used.

**System action:**

None.

**User response:**

None.

**0424-605**

afpReorder application cannot read the input file.

**Explanation:**

The file might have been deleted after it was opened, or the file permission level might have changed.

**System action:**

The program terminates.

**User response:**

Check that the specified file exists and that you have read access right for that file.

**0424-606**

afpReorder application specified more than one setup file in filter mode.

**Explanation:**

User can specify Kodak setup file or files to be used. In filter mode, only one setup file is allowed to be used.

**System action:**

None.

**User response:**

None.

**0424-607**

In the afpReorder application, a negative value resulted to be set for a page.

**Explanation:**

The application calculated a negative value of bytes to be set for a page in the Advanced Function Printing (AFP) output data stream.

SYSTEM\_ACTION: The program terminates.

**System action:**

The program terminates.

**User response:**

Contact your service representative.

**0424-608**

afpReorder application cannot build a medium map using internal API functionality.

**Explanation:**

The application cannot use internal API functionality to build a medium map.

**System action:**

The program terminates.

**User response:**

Contact service personnel.

**0424-609**

afpReorder application cannot build a formdef using internal API functionality.

**Explanation:**

The application cannot use internal API functionality to build a formdef

**System action:**

The program terminates.

**User response:**

Contact service personnel.

**0424-610**

A blank line was found in the afpReorder medium map configuration file.

**Explanation:**

For the input option specifies, afpReorder reads the names of the medium map configuration files from a specified file. The read operation is done line by line. One of the lines is blank.

**System action:**

The program terminates.

**User response:**

Remove the blank line from the file containing the medium maps configuration file names.

**0424-611**

The configuration file name for afpReorder medium map configuration application is missing.

**Explanation:**

afpReorder application builds a medium map based on a configuration file.

The configuration file name must be specified in the command line.

**System action:**

The program terminates.

**User response:**

Specify a configuration file name and enter the command again.

**0424-612**

Invalid value \_\_\_\_ for \_\_\_\_ from medium map configuration file.

**Explanation:**

afpReorder (mmConfig) application builds a medium map based on a configuration file.

The configuration file has a specific syntax. The syntax requires a medium control name to be followed by an appropriate value that has to be in the range specified by MO:DCA architecture.

Most likely, the value entered for the control is out of this range or it is not specified.

Also, the value can be valid, but there is another control that is mutually exclusive with this one.

**System action:**

The program terminates.

**User response:**

For the control used, specify a value within the range supported by MO:DCA architecture and reissue the command.

**0424-613**

Invalid or unexpected keyword name \_\_\_\_ in a medium map config file.

**Explanation:**

afpReorder (mmConfig) application builds a medium map based on a configuration file.

The configuration file has a specific syntax. The syntax requires a specific name for keywords (medium control name)

An unknown or an unexpected name for the keyword was specified.

**System action:**

The program terminates.

**User response:**

Specify a valid name for the keyword and enter the command again.

**0424-614**

Last keyword name read from a medium map config file: \_\_\_\_

**Explanation:**

afpReorder (mmConfig) application builds a medium map based on a configuration file.

The configuration file has a specific syntax. The syntax requires a specific name for keywords (medium control name).

**System action:**

None.

**User response:**

None.

**0424-615**

Incorrect usage of the front back side definition.

**Explanation:**

afpReorder (mmConfig) application builds a medium map based on a configuration file. The configuration file has a specific syntax.

When setting simplex or duplex, partition numbers also need to be provided.

They are presented in special sections of the configuration file. Number of these section should be double of N-up count when duplex is specified and it should be equal to N-up count for simplex.

**System action:**

The program terminates.

**User response:**

Build a valid configuration file and enter the command again.

**0424-616**

An incorrect pages per sheet value \_\_\_\_ was specified.

**Explanation:**

afpReorder requires a positive pages per sheet value for the reverse order format.

**System action:**

The program terminates.

**User response:**

Reissue the command with the correct value for pages per sheet.

**0424-637**

The color specification table vector (X'34') from DO RAT is ignored.

**Explanation:**

InfoPrint Manager found a Color Specification table vector (X'34') in the DO RAT (Data Object Resource Access Table) associated with the job. The device does not support one or more IPDS functions required to completely process this print request. These are the possibilities:

- The DO RAT X'34' table vector is for a bi-level IOCA object that is to be preRIPped and the printer did not report bi-level IO-image color support on the RPO command

- The DO RAT X'34' table vector contains a non-standard OCA color for a bi-level IOCA object and the printer doesn't support IOCA Set Extended Bi-level Image Color (X'F4')
- The DO RAT X'34' table vector is for a bi-level or grayscale non-OCA object and the printer did not report bi-level and grayscale image color support for object-container images

**System action:**

InfoPrint Manager stops processing the file when the error occurs. The formdef used to process this print request contains a color fidelity triplet (x'75') that specifies to stop the presentation at point of first color exception and report exception.

**User response:**

The print request requires the function defined under the Color Management Object Content Architecture as it relates to Color Management Resources. Resubmit this print request to an actual destination that supports the Color Management Resource capability.

**0424-638**

The color specification table vector (X'34') from DO RAT is ignored

**Explanation:**

InfoPrint Manager found a Color Specification table vector (X'34') in the DO RAT (Data Object Resource Access Table) associated with the job. The device does not support one or more required IPDS functions. These are the possibilities:

- The DO RAT X'34' table vector is for a bi-level IOCA object that is to be preRIPped and the printer did not report bi-level IO-image color support on the RPO command
- The DO RAT X'34' table vector contains a non-standard OCA color for a bi-level IOCA object and the printer doesn't support IOCA Set Extended Bi-level Image Color (X'F4')
- The DO RAT X'34' table vector is for a bi-level or grayscale non-OCA object and the printer did not report bi-level and grayscale image color support for object-container images

**System action:**

InfoPrint Manager continues processing the file. The formdef used to process this print request contains a color fidelity triplet (x'75') that specifies not to stop the presentation because of color exceptions, but to report the exception.

**User response:**

The print request requires the function defined under the Color Management Object Content Architecture as it relates to Color Management Resources. Resubmit this print request to an actual destination that supports the Color Management Resource capability.

**0424-653**

Printer does not support preprinted form overlay

**Explanation:**

InfoPrint Manager displays this message when the printer does not support preprinted form overlay and one of the following occurs:

- A preprinted form overlay was specified in the print submission command line.

- A medium map specified a preprinted form overlay in a Medium Modification Control (MMC) or a Page Modification Control (PMC) structured field.
- A preprinted form overlay was specified in the printer profile.

**System action:**

InfoPrint Manager stops processing the file when the error occurs. InfoPrint Manager cancels the print job.

**User response:**

If the preprinted form overlay is specified only in the print submission command line and/or printer profile, remove it and resubmit the job. Otherwise, resubmit this print request to a printer that supports preprinted form overlay.

1



## 2. InfoPrint Manager Server messages

This section lists the InfoPrint Manager Server messages explanations in ascending order.

### 5010-001

Deletion of the temporary file \_\_\_\_ failed with return code \_\_\_\_.

#### **Explanation:**

InfoPrint Manager encountered an error while trying to delete the temporary file. This message goes to the error log only.

#### **System action:**

InfoPrint Manager could not find or delete the document.

#### **User response:**

No response is required to this informational message.

### 5010-002

Specify an object name.

#### **Explanation:**

The object name is required for this operation.

#### **System action:**

InfoPrint Manager could not process the request.

#### **User response:**

Enter this command again and specify the name of the object.

### 5010-003

The flag \_\_\_\_ is not valid.

#### **Explanation:**

This flag is not valid for this command.

#### **System action:**

InfoPrint Manager could not process the request.

#### **User response:**

Enter this command again without the flag.

### 5010-004

The object class \_\_\_\_ is not valid.

#### **Explanation:**

This command cannot operate on this object class.

#### **System action:**

InfoPrint Manager could not process the request.

**User response:**

Enter the command again and specify an object class that is valid for this command, or enter a different command that operates on this object class.

**5010-005**

The job-deadline-time \_\_\_\_\_ specified or defaulted cannot be met due to the existing workload already assigned to the destination.

**Explanation:**

This value was specified or defaulted when the job was submitted. The destinations available for this job cannot meet this time due to there current workload.

**System action:**

InfoPrint Manager could not process the request.

**User response:**

If submitting or resubmitting a job, modify the job-deadline-time or select a destination that can support the job-deadline-time specified.

**5010-006**

A similar request is already in progress.

**Explanation:**

The request was rejected because a similar request on the same object is already in progress.

**System action:**

InfoPrint Manager could not process the request.

**User response:**

No response is required to this informational message.

**5010-007**

The -j flag is not valid for object class \_\_\_\_\_. The -j flag on the pdpause command is only valid for printers.

**Explanation:**

The -j flag requests that the job currently printing on the specified physical printer be paused. A printer object class was not specified.

**System action:**

InfoPrint Manager could not process the request.

**User response:**

To pause the specified object, enter the command again without the -j flag. To pause the job currently printing on a physical printer, enter the command: pdpause -c printer -j [ServerName:]PrinterName.

**5010-008**

Cannot create the print database directory \_\_\_\_\_.

**Explanation:**

An error occurred while trying to create the print database directory.

**System action:**

InfoPrint Manager could not start the print database.

**User response:**

Contact your support personnel and ask them to check the pathname and permissions of this directory and to verify that the filesystem is not full. If the file is on a mounted filesystem, ask them to verify that the filesystem is properly mounted and operational.

**5010-009**

The value in \_\_\_\_\_ is too long. This value cannot exceed \_\_\_\_\_ characters.

**Explanation:**

The command entered uses a keyword=value pair (for example, bin=2). The value is too long. If the keyword is for a resource, such as a form definition, a path might have been specified with the form definition name causing the value to exceed the maximum length.

**System action:**

The value will be truncated and processing will continue. The job may fail to print correctly. This message goes to the error log only.

**User response:**

Enter the command and specify a value that is shorter.

**5010-010**

Successfully shut down the print database.

**Explanation:**

The print database was successfully shut down. This message goes to the error log only.

**System action:**

The print database is no longer available to the servers.

**User response:**

No response is required to this informational message.

**5010-011**

Cannot add object \_\_\_\_\_ to the print database.

**Explanation:**

An error occurred while trying to add this object to the print database.

**System action:**

The object was not created.

**User response:**

Contact your support personnel and ask them to check that the filesystem used for the print database has sufficient available space.

**5010-012**

Cannot create object \_\_\_\_.

**Explanation:**

An error occurred while trying to create the object.

**System action:**

The object was not created.

**User response:**

Contact your support personnel and ask them to check that the filesystem used for the print database has sufficient available space.

**5010-013**

Cannot restore object \_\_\_\_ in the print database.

**Explanation:**

An error occurred while trying to restore this object in the print database. This object will not be available for operations.

**System action:**

The object was not restored.

**User response:**

Shut down the server, remove the corrupted object that corresponds to the object from the print database, and restart the server.

On the Windows platform, use this procedure to shut down the server and remove the corrupted object:

1. Login as administrator.
2. Stop all pdservers in the namespace from the InfoPrint Manager Management Console (MMC) on each Windows system:
  - 1) Click on **Server** in the left pane.
  - 2) In the right window pane, find the server name and right click on the pdserver object.
  - 3) Click on **Stop Service**.
  - 4) Repeat this for any servers running on remote Windows systems.

 **Note**

Be sure to stop all pdserver processes running on the local system and on any remote systems that share the namespace.

3. Delete the full path to the object file listed in this message: `del C:\Program Files\IBM\InfoPrint Manager\var\pd\mpc01\pdb\phy_printer\Printer1`

Where:

### C:\Program Files\IBM\InfoPrint Manager

InfoPrint Manager was installed in the default location.

### mpc01

The name of the pdserver.

### Printer1

The name of the actual destination that cannot be restored.

4. On systems with an FST namespace, clear the namespace from the InfoPrint Manager Management Console (MMC):
  - 1) Click on **Debug**.
  - 2) Click on **Clear Namespace**.
  - 3) Click **Yes** after verifying that no pdservers are running in this namespace on any remote Windows or AIX systems.
5. Start all pdservers in the namespace from the InfoPrint Manager Management Console (MMC):
  - 1) Click on **Server** in the left pane.
  - 2) In the right window pane, find the server name and right click on the pdserver object.
  - 3) Click on **Start Service**.
6. Verify that no other **5010-013** messages are written to the Server log..
7. Start any other remote pdservers.
8. Recreate the objects with the **pdcreate** command or with the InfoPrint Manager Administration GUI.

On the AIX platform, use this procedure to shut down the server and remove the corrupted object:

1. Login as root.
2. Stop all pdservers in the namespace:

```
stop_server pdservername
```

#### Note

Be sure to stop all pdserver processes running on the local system and on any remote systems that share the namespace. Repeat this command for each pdserver in the namespace.

3. Remove the full path to the object file listed in this message:

```
rm /var/pd/mpc01/pdb/phy_printer/Printer1
```

Where:

### mpc01

The name of the pdserver

### Printer1

The name of the actual destination that cannot be restored.

4. On systems with an FST namespace and where the directory `/var/pddir/default_cell` exists, run `clrfstns /var/pddir/default_cell` to clear any namespace entries for the object that could not be restored.

5. Start the server:

```
start_server pdservername
```

6. Verify that no other **5010-013** messages are written to the `/var/pd/pdservername/error.log`.
7. Start any other local or remote pdservers.
8. Recreate the objects with the **pdcreate** command or with the InfoPrint Manager Administration GUI.

2

### 5010-014

Cannot save an object.

#### Explanation:

An error occurred while trying to save an object. This message goes to the error log only.

#### System action:

The object was not saved.

#### User response:

Check the error log for messages related to this failure.

### 5010-015

Cannot restore an object.

#### Explanation:

An error occurred while trying to restore an object. This message goes to the error log only.

#### System action:

The object was not restored.

#### User response:

Check the error log for messages related to this failure.

### 5010-016

Cannot obtain an exclusive lock in \_\_\_\_ at line \_\_\_\_.

#### Explanation:

An error occurred while trying to obtain an exclusive lock. This message goes to the error log only.

#### System action:

The process failed.

#### User response:

Contact your service representative.

### 5010-017

Cannot free an exclusive lock in \_\_\_\_ at line \_\_\_\_.

**Explanation:**

An error occurred while trying to free an exclusive lock. This message goes to the error log only.

**System action:**

The process failed.

**User response:**

Contact your service representative.

**5010-018**

Cannot restore a directory entry in \_\_\_\_.

**Explanation:**

An error occurred while trying to load information from the print database into the working memory. This message goes to the error log only.

**System action:**

The process failed.

**User response:**

Contact your service representative.

**5010-019**

Cannot save directory entry in \_\_\_\_.

**Explanation:**

An error occurred while trying to save a directory entry. This message goes to the error log only.

**System action:**

The process failed.

**User response:**

Contact your service representative.

**5010-020**

Cannot create Java Virtual Machine. Use your local problem-reporting procedure to report this message.

**Explanation:**

The Java Virtual Machine could not be created.

**System action:**

The process failed.

**User response:**

Contact your service representative.

### 5010-021

Cannot find Java class or jar: \_\_\_\_\_. Use your local problem-reporting procedure to report this message.

**Explanation:**

A Java class required for the notified could not be found.

**System action:**

The process failed.

**User response:**

Contact your service representative.

### 5010-022

The output of the rip at host \_\_\_\_\_ and port \_\_\_\_\_ is incompatible with the printstreamer type for this actual destination.

**Explanation:**

The rip produced output that is incompatible with the control unit type specified for this printer.

**System action:**

The process failed.

**User response:**

Ensure that the rip is configured correctly.

### 5010-023

The filter request is not valid. Use your local problem-reporting procedure to report this message.

**Explanation:**

The filter selection criteria specified in the filter text is not valid.

**System action:**

InfoPrint Manager could not process the request.

**User response:**

Refer to the InfoPrint Manager documentation or use the **man** command to verify the filter text and enter the command again.

### 5010-024

Cannot set the filename for the object.

**Explanation:**

An error occurred while trying to set the filename for the object. This message goes to the error log only.

**System action:**

The process failed.



**User response:**

Check the error log for messages related to this failure. Contact your service representative.

**5010-025**

Cannot save object \_\_\_\_ in the print database. Try your request again.

**Explanation:**

An error occurred while trying to save the object in the print database. The print database, which is often in the /var/pd filesystem on AIX, may be full.

**System action:**

The object was not saved.

**User response:**

Try your request again. If the request is not successful, contact your support personnel and ask them to check the error log for messages related to this failure.

**5010-026**

Cannot obtain a usage lock in \_\_\_\_ at line \_\_\_\_\_. Use your local problem-reporting procedure to report this message.

**Explanation:**

An error occurred while trying to use an object.

**System action:**

The process failed.

**User response:**

Contact your support personnel and ask them to contact your service representative.

**5010-027**

Cannot release a usage lock in \_\_\_\_ at line \_\_\_\_\_. Use your local problem-reporting procedure to report this message.

**Explanation:**

An error occurred while trying to make an object available for use.

**System action:**

The process failed.

**User response:**

Contact your support personnel and ask them to contact your service representative.

**5010-028**

Cannot delete file \_\_\_\_\_.

**Explanation:**

An error occurred while trying to delete an object, which exists as a file in the print database. This message goes to the error log only.

**System action:**

The object is not deleted.

**User response:**

No response is required to this informational message.

2

**5010-029**

The object check out usage value is not valid in file \_\_\_\_ at line \_\_\_\_.

**Explanation:**

The object is not checked out from the print database because the usage value is not valid. This message goes to the error log only.

**System action:**

InfoPrint Manager could not process the request.

**User response:**

Contact your service representative.

**5010-030**

Not enough memory to create a new object. Performing memory clean-up.

**Explanation:**

The print database has insufficient memory to create a new object. This message goes to the error log only.

**System action:**

InfoPrint Manager attempts to remove obsolete objects from memory and tries this request again. If sufficient space is not available, InfoPrint Manager cannot complete the request.

**User response:**

No response is required to this informational message. Check the error log for messages related to this failure.

**5010-032**

The value \_\_\_\_ is not valid for the attribute \_\_\_\_.

**Explanation:**

This value is not valid for this attribute.

**System action:**

InfoPrint Manager could not process the request.

**User response:**

Refer to the InfoPrint Manager documentation or use the **man** command to verify the attribute and its value and enter the command again.

### 5010-033

The attribute \_\_\_\_ is not supported.

#### Explanation:

This command does not support this attribute.

#### System action:

InfoPrint Manager could not process the request.

#### User response:

Refer to the InfoPrint Manager documentation or use the **man** command to verify the attribute and that this operation supports the attribute and enter the command again.

### 5010-034

The destination \_\_\_\_:\_\_\_\_ encountered an error: \_\_\_\_.

#### Explanation:

The destination encountered an error. This message goes to the error log only.

#### System action:

The server continues running, but some functions might not be available.

#### User response:

Use your local problem-reporting procedure to report this message. Contact your service representative.

### 5010-035

The \_\_\_\_ attribute requires the following attributes to have values: \_\_\_\_.

#### Explanation:

The value for this attribute requires other attributes for this object to be set. For example, Pull Print actual destinations require the logical-destinations-assigned and printer-tcpip-internet-address attributes to have values.

#### System action:

InfoPrint Manager could not process the request.

#### User response:

Enter the command again and specify a value for all the required attributes. For information on the attribute, see *InfoPrint Manager: Reference*, S550-1052.

### 5010-036

The destination \_\_\_\_:\_\_\_\_ cannot register with the queue \_\_\_\_\_. The queue does not allow this type of actual destination.

**Explanation:**

The server does not support registering actual destinations with Anyplace queues or registering a combination of Anyplace actual destinations and other types of actual destinations. A notification-profile value requested that you be notified of the event unable-to-register.

**System action:**

Jobs cannot be scheduled to this destination.

**User response:**

Change the value of the associated-queue actual destination attribute to a queue that supports this actual destination.

**5010-037**

\_\_\_\_\_ must be later than \_\_\_\_\_.

**Explanation:**

The first attribute value entered on the command is earlier than the second attribute value.

**System action:**

InfoPrint Manager could not process the request.

**User response:**

Enter the command again and specify a value for the first attribute that is later than the value for the second attribute.

**5010-038**

Cannot process\_\_\_\_\_ in colon file\_\_\_\_\_.

**Explanation:**

A problem has occurred while processing the colon file.

**System action:**

Actual Destination creation continues.

**User response:**

No response is required to this informational message.

**5010-039**

Notification message received from \_\_\_\_\_.

**Explanation:**

A notification message was received from this server.

**System action:**

The server continues processing.

**User response:**

No response is required to this informational message.

**5010-040**

Unable to deliver \_\_\_\_ events due to shutdown.

**Explanation:**

The server had events it could not write to the TSpace. The server has been shutdown and can no longer attempt to write these events.

**System action:**

The events were discarded.

**User response:**

No response is required to this informational message.

**5010-041**

Memory failure. Return code = \_\_\_\_.

**Explanation:**

The server has run out of memory. This message goes to the error log only.

**System action:**

The server attempts to acquire system memory by swapping out objects managed by the print database.

**User response:**

Start the server again.

**5010-042**

Cannot remove obsolete objects from directory \_\_\_\_.

**Explanation:**

An error occurred while trying to remove obsolete objects from this directory. This message goes to the error log only.

**System action:**

The process failed.

**User response:**

No response is required to this informational message.

**5010-043**

Cannot deliver notification for \_\_\_\_.

**Explanation:**

A notification event occurred, but the notification could not be delivered because the notification service is not available. This message goes to the error log only.

**System action:**

The notification message is not delivered.

**User response:**

Shut down the notification server and start the server again. If the problem persists, contact your service representative.

**5010-044**

Cannot properly handle active threads during shutdown.

**Explanation:**

An error occurred while trying to handle an active thread during shutdown processing.

**System action:**

The server is shutting down; active threads will be shut down when the main process ends.

**User response:**

No response is required to this informational message.

**5010-045**

Unable to deliver \_\_\_\_ notifications. Ensure that the \_\_\_\_ daemon is running.

**Explanation:**

The server has notifications that cannot be delivered because the notification daemon is not running.

**System action:**

The server will discard the notifications until the notification daemon is started. Processing continues.

**User response:**

No response is required to this informational message.

**5010-046**

The print database received an object of class \_\_\_\_\_. The object class is not valid.

**Explanation:**

An error occurred during print database processing. This message goes to the error log only.

**System action:**

The process failed.

**User response:**

Contact your service representative.

**5010-047**

Cannot delete an object.

**Explanation:**

An error occurred while trying to delete an object file. This message goes to the error log only.

**System action:**

The object may not have been deleted.

**User response:**

No response is required to this informational message.

**5010-048**

Job \_\_\_\_ is close to its deadline.

**Explanation:**

The date and time specified by the job-deadline-time attribute is approaching. The job will be deleted if it has not printed by this time. A notification-profile value requested that you be notified of the event close-to-deadline.

**System action:**

The job will be deleted at the deadline time.

**User response:**

No response is required to this informational message.

**5010-049**

Specify a destination name.

**Explanation:**

The destination name is required for this operation.

**System action:**

InfoPrint Manager could not process the request.

**User response:**

Enter the command again and specify the name of a destination.

**5010-050**

Cannot find job \_\_\_\_ for user \_\_\_\_.

**Explanation:**

InfoPrint Manager could not find a job with this local job ID that was submitted by this user.

**System action:**

InfoPrint Manager could not process the command.

**User response:**

Check the job ID and the user ID you submitted and enter the request again, if necessary.

**5010-051**

The object name \_\_\_\_ is not valid.

**Explanation:**

The object name may contain characters that are not valid or may not be in the correct format. The valid characters are A-Z, a-z, 0-9, underscore ( \_ ), hyphen ( - ), and period ( . ). If the object is a job, the local job ID cannot be specified with ServerName:. The names of other classes of objects should be in the format ServerName:ObjectName.

**System action:**

InfoPrint Manager could not process the request.

**User response:**

Enter this command again and specify a valid object name. Use characters A-Z, a-z, 0-9, underscore ( \_ ), hyphen ( - ), and period ( . ). Do not precede a local job ID with ServerName:. Specify the name of objects that are not jobs in the format ServerName:ObjectName.

**5010-052**

The += operator is not valid. Use the pdset or pdmod command to add attribute values.

**Explanation:**

The += operator adds values to the specified attribute. This command does not allow values to be added to an attribute.

**System action:**

InfoPrint Manager could not process the request.

**User response:**

To add values to an attribute that allows multiple values, use the **pdset** or **pdmod** command. Refer to the InfoPrint Manager documentation or use the **man** command for information about using the **pdset** or **pdmod** command.

**5010-053**

The -= operator is not valid. Use the pdset or pdmod command to remove attribute values.

**Explanation:**

The -= operator removes values from the specified attribute. This command does not allow values to be removed from an attribute.

**System action:**

InfoPrint Manager could not process the request.

**User response:**

To remove a value from an attribute, use the **pdset** or **pdmod** command. Refer to the InfoPrint Manager documentation or use the **man** command for information about using the **pdset** or **pdmod** command.

**5010-054**

The value \_\_\_\_ of attribute \_\_\_\_ is not valid for object \_\_\_\_.

**Explanation:**

The attribute for this object has restrictions on the possible values. This value is not valid.



**System action:**

InfoPrint Manager could not process the request.

**User response:**

Enter the command again and specify a valid value for the attribute. Refer to the InfoPrint Manager documentation or use the **man** command for a description of the possible values for this attribute.

**5010-055**

Job name \_\_\_\_ with ID \_\_\_\_ (\_\_\_\_:\_\_\_\_) completed on \_\_\_\_.

**Explanation:**

This job completed processing. It may or may not have completed successfully. If more than one destination processed this job, the last destination is identified in the message. A notification-profile value requested that you be notified of the event job-completed.

**System action:**

The destination indicated that it has completed processing the job successfully or with errors.

**User response:**

If the job did not complete successfully, check the output and submit the job again if necessary.

**5010-056**

Cannot deliver a notification message to \_\_\_\_\_. The delivery method \_\_\_\_\_ is not valid.

**Explanation:**

A notification message was not delivered to this user. The delivery method requested in a notification-profile value is either not available or not supported by this server. This message goes to the error log only.

**System action:**

The notification message is not delivered.

**User response:**

To verify that this delivery method is supported by this server, list the **notification-delivery-methods-supported** attribute values. If the delivery method is supported, but is temporarily not available, no response is required. If the delivery method is not supported or is not going to be available, change the notification-profile delivery-method value to a valid value.

**5010-057**

Attribute \_\_\_\_ cannot be set to a value.

**Explanation:**

The value of this attribute is set by InfoPrint Manager when the object is created and cannot be changed or set to a new value.

**System action:**

InfoPrint Manager could not process the request.

**User response:**

Refer to the InfoPrint Manager documentation or use the **man** command for information about this attribute.

**5010-058**

Cannot rename the file or directory \_\_\_\_ to \_\_\_\_.

**Explanation:**

The file or directory could not be renamed.

**System action:**

The process failed.

**User response:**

Check the pathname and permissions of this file or directory. Verify that the filesystem is not full. If the file is on a mounted filesystem, verify that the filesystem is properly mounted and operational.

**5010-059**

\_\_\_\_ in file \_\_\_\_ is a duplicate. Verify that the NLSPATH variable does not list any duplicate paths.

**Explanation:**

A duplicate object identifier was found.

**System action:**

InfoPrint Manager uses the first instance of the object identifier and ignores duplicates.

**User response:**

Verify that the NLSPATH variable does not list any duplicate paths.

**5010-060**

Cannot open directory \_\_\_\_.

**Explanation:**

This directory could not be opened.

**System action:**

The process failed.

**User response:**

Check the pathname specified in the NLSPATH variable and the permissions for files in that path and try your request again.

**5010-061**

\_\_\_\_ is ambiguous. Enter the command again. Some of the following may not be supported. Possibilities include: \_\_\_\_

**Explanation:**

This abbreviation is not unique. Some possibilities are listed, but some may not be supported by the server.

**System action:**

InfoPrint Manager could not process the request.

**User response:**

Enter the command again using the full name or a more specific abbreviation.

**5010-062**

Cannot log to the active error log. Use your local problem-reporting procedure to report this message.

**Explanation:**

An error occurred while trying to log an entry in the active error log.

**System action:**

A message was not logged.

**User response:**

Contact your support personnel and ask them to contact your service representative.

**5010-063**

The trace and error logs are disabled. Log messages are sent to the display.

**Explanation:**

There are no active error logs.

**System action:**

Log messages are sent to the display.

**User response:**

To activate the log, use the **pdenable** command.

**5010-064**

Cannot remove the file \_\_\_\_\_ from the filesystem.

**Explanation:**

An error occurred while trying to delete this file.

**System action:**

The process failed.

**User response:**

Use your local problem-reporting procedure to report this message.

**5010-065**

Cannot find the object \_\_\_\_\_.

**Explanation:**

The Directory Service was unable to bind to this object. The object may not exist in the namespace.

**System action:**

InfoPrint Manager could not process the request.

**User response:**

Verify the spelling of the object. If it is correct, contact your support personnel and ask them to check the error log for related messages and other messages related to this failure.

**5010-066**

The = operator is not valid. Use the `pdset` or `pdmod` command to replace attribute values.

**Explanation:**

The = operator replaces values for the specified attribute. This command does not allow values to be replaced on an attribute.

**System action:**

InfoPrint Manager could not process the request.

**User response:**

To replace values for an attribute, use the `pdset` or `pdmod` command. Refer to the InfoPrint Manager documentation or use the `man` command for information about using the `pdset` or `pdmod` command.

**5010-067**

The == operator is not valid. Use the `pdset` or `pdmod` command to reset attribute values to their defaults.

**Explanation:**

The == operator sets an attribute to its default value.

**System action:**

InfoPrint Manager could not process the request.

**User response:**

To reset an attribute to its default value, use the `pdset` or `pdmod` command. Refer to the InfoPrint Manager documentation or use the `man` command for information about using the `pdset` or `pdmod` command.

**5010-068**

The attribute \_\_\_\_\_ is not valid for object class \_\_\_\_\_.

**Explanation:**

This attribute is not a valid attribute for this object class.

**System action:**

InfoPrint Manager could not process the request.

**User response:**

Enter the command again without this attribute. Refer to the InfoPrint Manager documentation or use the `man` command for a list of the valid attributes for this object class.

**5010-069**

An internal error occurred in module \_\_\_\_ at line \_\_\_\_.

**Explanation:**

A severe error has occurred.

**System action:**

The process failed.

**User response:**

Start the server again. Check the error log for messages related to this failure. Contact your service representative.

**5010-070**

An out-of-memory error occurred in module \_\_\_\_ at line \_\_\_\_.

**Explanation:**

A severe error has occurred.

**System action:**

The process failed.

**User response:**

Start the server again. Check the error log for messages related to this failure. Contact your service representative.

**5010-071**

Job name \_\_\_\_ with ID \_\_\_\_ (\_\_\_\_:\_\_\_\_) completed successfully on \_\_\_\_.

**Explanation:**

This job completed processing successfully. If more than one destination processed this job, the last destination is identified in the message. A notification-profile value requested that you be notified of the event job-completed.

**System action:**

The destination indicated that it has completed processing the job successfully.

**User response:**

The server continues processing.

**5010-072**

Job name \_\_\_\_ with ID \_\_\_\_ (\_\_\_\_:\_\_\_\_) completed with errors on \_\_\_\_.

**Explanation:**

This job completed processing with errors. If more than one destination processed this job, the last destination is identified in the message. A notification-profile value requested that you be notified of the event job-completed.

**System action:**

The destination indicated that it has completed processing the job with errors.

**User response:**

Check the output and submit the job again if necessary.

**5010-073**

Communication buffer exception: \_\_\_\_.

**Explanation:**

The notification server encountered an error trying to write the notification message to the TSpace.

**System action:**

The notification message is discarded. The server continues processing.

**User response:**

Check the condition indicated in the message or contact your service representative.

**5010-074**

Syntax error. Usage: \_\_\_\_ IPAddress Port.

**Explanation:**

The syntax used for this command is not correct.

**System action:**

The command was not executed.

**User response:**

Enter the command again and specify the ip address and port.

**5010-075**

\_\_\_\_: Error connecting to \_\_\_\_.

**Explanation:**

An error occurred while attempting to connect to the printer at the specified address

**System action:**

The process failed.

**User response:**

Check the address and port specified and make sure the printer is turned on and available on the network.

**5010-076**

\_\_\_\_: Error determining job status support on printer \_\_\_\_.

**Explanation:**

The program timed out while waiting for a response from the printer. The printer might not support job status.

**System action:**

The process failed.

**User response:**

Check the address and port specified and make sure the printer is turned on and available on the network

**5010-077**

\_\_\_\_: The printer at \_\_\_\_ supports correct job completion.

**Explanation:**

The printer supports the functions needed to detect correct job completion.

**System action:**

None.

**User response:**

The printer can be added to the `pj1prtrs.cfg` file.

**5010-078**

\_\_\_\_: The printer at \_\_\_\_ does not support correct job completion.

**Explanation:**

The printer does not support the functions needed to detect correct job completion.

**System action:**

None.

**User response:**

The printer should not be added to the `pj1prtrs.cfg` file.

**5010-080**

Out of filesystem/disk space in "\_\_\_\_".

**Explanation:**

The specified filesystem/disk is full, and no more data can be written to it.

**System action:**

The process failed.

**User response:**

Free up space or increase the size of the filesystem/disk and then retry the operation.

**5010-081**

The license key of \_\_\_\_ is active. \_\_\_\_ stops running on \_\_\_\_.

**Explanation:**

The installed license key enables the use of InfoPrint Manager until the license key expires. You need to purchase and install a new valid license key of InfoPrint Manager software.

**System action:**

Processing continues until the license key expires. If you do not purchase a new valid license before the expiration of the current license, then the functionality stops running on this system.

**User response:**

Order and install a new license before the current license expires.

**5010-082**

The installed license key for \_\_\_\_ has expired.

**Explanation:**

A license key of InfoPrint Manager software is installed or activated on this system, but has expired.

**System action:**

InfoPrint Manager software is no longer running on this system and it cannot be started.

**User response:**

Order and install a new license of InfoPrint Manager software.

**5010-083**

A system error occurred while trying to process this request. Use your local problem-reporting procedure to report this message.

**Explanation:**

A system error prevented the server from successfully processing this request. A common system problem that may cause this error is the lack of free disk space.

**System action:**

The process failed.

**User response:**

Contact your support personnel and ask them to check the error log for messages related to this failure.

**5010-084**

The object class is not valid for the server \_\_\_\_\_.

**Explanation:**

The type of object in this request is not valid for this server.

**System action:**

InfoPrint Manager could not process the request.

**User response:**



List this server's object-classes-supported attribute to see a list of the object classes supported by this server. Enter the command again and specify a supported object class or locate a server that supports this type of object.

### 5010-085

You must be authorized to access object \_\_\_\_\_.

#### Explanation:

You do not have sufficient authorization to access the object or its attribute values.

#### System action:

InfoPrint Manager could not process the request.

#### User response:

If you require access to this object, contact your support personnel and ask them to add you to a group that has access to this object or to the Access Control List for this object.

### 5010-086

Cannot interrupt the job \_\_\_\_\_ that has already interrupted another job.

#### Explanation:

A request was made to interrupt a job that has already interrupted another job.

#### System action:

InfoPrint Manager could not process the request.

#### User response:

No response is required to this informational message

### 5010-087

The object \_\_\_\_\_ is not in an acceptable state for this operation.

#### Explanation:

This object must be in the appropriate state to perform this operation. For example, a destination must be disabled to set its attribute values.

#### System action:

InfoPrint Manager could not process the request.

#### User response:

To complete this operation, change the state of the object. Refer to the InfoPrint Manager documentation or use the **man** command for information about changing states.

### 5010-088

Value \_\_\_\_\_ syntax error for attribute \_\_\_\_\_ of object \_\_\_\_\_.

#### Explanation:

The syntax used to specify this attribute value is not correct.

**System action:**

InfoPrint Manager could not process the request.

**User response:**

Refer to the InfoPrint Manager documentation or use the **man** command to verify the syntax for the attribute and enter the command again.

**5010-089**

The object \_\_\_\_\_ does not accept the attribute \_\_\_\_\_.

**Explanation:**

An attribute was provided that the server does not support.

**System action:**

InfoPrint Manager could not process the request.

**User response:**

Enter the command again without the attribute. Refer to the InfoPrint Manager documentation or use the **man** command for information about the valid attributes for this object.

**5010-090**

The matching in a filter operation is not appropriate for attribute \_\_\_\_\_ in object \_\_\_\_\_.

**Explanation:**

An attempt was made to use a matching rule that is not defined for this attribute.

**System action:**

InfoPrint Manager could not process the request.

**User response:**

Refer to the InfoPrint Manager documentation or use the **man** command to verify the filter operation and enter the command again.

**5010-091**

The value \_\_\_\_\_ is not valid for attribute \_\_\_\_\_ of object \_\_\_\_\_.

**Explanation:**

The attribute for this object has restrictions on the possible values. This value is not an acceptable value.

**System action:**

InfoPrint Manager could not process the request.

**User response:**

Enter the command again and specify a valid value for the attribute. Refer to the InfoPrint Manager documentation or use the **man** command for a description of the possible values for this attribute.

**5010-092**

The attribute \_\_\_\_\_ is not supported by the requested server or destination.

**Explanation:**

The requested server or destination does not support this attribute.

**System action:**

InfoPrint Manager could not process the request.

**User response:**

Request a server or destination that supports this attribute, or do not include this attribute in your request.

**5010-093**

Cannot modify the value of attribute \_\_\_\_\_.

**Explanation:**

The value of this attribute is set when the object is created, or it is determined by the server. This attribute cannot be set or modified by this operation.

**System action:**

The value of the attribute is not changed.

**User response:**

Refer to the InfoPrint Manager documentation or use the **man** command to determine how to affect this value. It may be necessary to use another operation, such as enable or disable.

**5010-094**

Specify a value for attribute \_\_\_\_\_ that is consistent with other attributes for the object.

**Explanation:**

The value for this attribute conflicts with values for other attributes for this object. There are two attributes specified that are mutually exclusive, that is, you can specify only one of them.

**System action:**

InfoPrint Manager could not process the request.

**User response:**

Enter the command again and specify a value for this attribute that is consistent with other attributes for this object. For information on the attribute, see 'InfoPrint Manager: Reference'.

**5010-095**

The value \_\_\_\_\_ is not valid for the attribute \_\_\_\_\_.

**Explanation:**

The value for this attribute is not recognized by the server.

**System action:**

InfoPrint Manager could not process the request.

**User response:**

Refer to the InfoPrint Manager documentation or use the **man** command to verify this attribute and its value and enter the command again.

**5010-096**

The value \_\_\_\_\_ is not supported for attribute \_\_\_\_\_.

**Explanation:**

The server or destination does not support this value.

**System action:**

InfoPrint Manager could not process the request.

**User response:**

Enter the command again and specify a value that is supported by the server and destination, or specify a destination that supports (by association) the value.

**5010-097**

The attribute \_\_\_\_\_ cannot be changed from non-compulsory to compulsory for the job or document \_\_\_\_\_.

**Explanation:**

An attempt was made to change a non-compulsory job or document attribute to compulsory (by removing the attribute from the job's `job-non-compulsory-attributes` attribute or the document's `non-compulsory-attributes` attribute) and the server or the destination does not support that attribute or one or more of its values.

**System action:**

The attribute type was not changed. It is still non-compulsory.

**User response:**

No response is required to this informational message.

**5010-098**

The attribute \_\_\_\_\_ with the value \_\_\_\_\_ is not valid.

**Explanation:**

1) A job attribute was included on a document modification request. Only document attributes are allowed when specifying a document number to be modified. 2) Or, a compulsory job attribute was submitted with a request to add a document after the job was created.

**System action:**

InfoPrint Manager could not process the request.

**User response:**

If the error occurred while attempting to modify a document, enter the command again without specifying the job attribute, or request modification of the whole job, not just one document. If the

error occurred while submitting a job for printing, ensure all the job attributes are listed before the first document is specified.

### 5010-099

Specify a single value for attribute \_\_\_\_\_.

#### **Explanation:**

This attribute can have only one value. Additional values cannot be added to this attribute or defined for this attribute.

#### **System action:**

InfoPrint Manager could not process the request.

#### **User response:**

Enter this command again and specify only one value for this attribute.

### 5010-100

Specify a value for the \_\_\_\_\_ attribute.

#### **Explanation:**

This attribute is required for this operation.

#### **System action:**

InfoPrint Manager could not process the request.

#### **User response:**

Enter the command again and specify a value for this attribute.

### 5010-101

Document \_\_\_\_\_ is temporarily not available. Try your request again.

#### **Explanation:**

The document could not be accessed at this time due to a temporary problem.

#### **System action:**

InfoPrint Manager could not process the request.

#### **User response:**

Try your request again. If your request continues to fail, use your local problem-reporting procedure to report this message.

### 5010-102

The referenced document \_\_\_\_\_ has been modified after the produce-time in the DOR.

#### **Explanation:**

A document identified by means of a DOR (distinguished-object-reference) was specified in the command's argument. However, the referenced document was modified after the produce-time indicated in the QoS-level component of the DOR.

**System action:**

InfoPrint Manager could not process the request.

**User response:**

Use your local problem-reporting procedure to report this message.

**5010-103**

You must have authority to reference document \_\_\_\_\_.

**Explanation:**

You must have authority to read the referenced document.

**System action:**

InfoPrint Manager could not process the request.

**User response:**

Check the pathname and permissions for this document's file and try your request again.

**5010-104**

The document \_\_\_\_\_ has been deleted.

**Explanation:**

A document specified in the command's argument has been deleted.

**System action:**

InfoPrint Manager could not process the request.

**User response:**

No response is required to this informational message.

**5010-105**

Job \_\_\_\_\_ must contain at least one print file document.

**Explanation:**

An attempt was made to print a job that contains no documents or to modify the job so it would no longer contain any print file documents.

**System action:**

InfoPrint Manager could not process the request.

**User response:**

Submit the job again and specify at least one print file document or modify the job without removing all the print file documents.

**5010-106**

Attempt to print to printer \_\_\_\_\_ has failed.

**Explanation:**

The printer has reported an error.

**System action:**

The process failed.

**User response:**

Resolve the problem with the printer configuration.

**5010-107**

Destination \_\_\_\_\_ needs operator attention.

**Explanation:**

The destination needs operator attention.

**System action:**

Jobs may be held until the destination attention condition is resolved.

**User response:**

Resolve the destination attention condition. Jobs will process after the problem is resolved.

**5010-108**

Destination \_\_\_\_\_ needs key operator attention.

**Explanation:**

The destination needs key operator attention.

**System action:**

Jobs may be held until the destination attention condition is resolved.

**User response:**

Contact your support personnel and ask them to resolve the destination attention condition and enable the destination.

**5010-109**

Cannot authenticate or authorize this process. Authentication credentials do not match server requirements. Use your local problem-reporting procedure to report this message.

**Explanation:**

The client or server process making this request is not compatible with this server. The client or server could not be authenticated or authorized by this server.

**System action:**

InfoPrint Manager could not process the request.

**User response:**

Contact your support personnel and ask them to report this message to the supplier of the process that could not be authenticated or authorized.

### 5010-110

Cannot authenticate your credentials. Use your local problem-reporting procedure to report this message.

**Explanation:**

Your credentials could not be authenticated.

**System action:**

InfoPrint Manager could not process the request.

**User response:**

Contact your support personnel and ask them to check the error log for messages related to this failure.

### 5010-111

You must be authorized to perform this operation.

**Explanation:**

You must have authority to carry out this command, regardless of the object involved.

**System action:**

InfoPrint Manager could not process the request.

**User response:**

Contact your support personnel and ask them to add you to a group that has access to this object or to the Access Control List for this object.

### 5010-112

Improper Privilege Attribute Certificate (PAC).

**Explanation:**

An improper PAC was supplied in the command argument list.

**System action:**

InfoPrint Manager could not process the request.

**User response:**

Use your local problem-reporting procedure to report this message.

### 5010-113

The syntax for \_\_\_\_\_ is not correct.

**Explanation:**

A syntax error occurred.

**System action:**

InfoPrint Manager could not process the request.



**User response:**

Refer to the InfoPrint Manager documentation or use the **man** command to verify the syntax, and enter the command again.

**5010-114**

The server cannot find object \_\_\_\_\_.

**Explanation:**

The server could not find this object.

**System action:**

InfoPrint Manager could not process the request.

**User response:**

Verify that the object name is spelled correctly and enter the command again. If the request continues to fail, use your local problem-reporting procedure to report this message.

**5010-115**

The object \_\_\_\_\_ already exists. Use a unique name.

**Explanation:**

The name of the object that you are creating is a duplicate.

**System action:**

The new object was not created.

**User response:**

Enter the command again and specify a unique object name.

**5010-116**

The \_\_\_\_\_ server is too busy to perform the request at this time.

**Explanation:**

The server is presently too busy to perform the requested command, but may be able to do so after a short while.

**System action:**

InfoPrint Manager could not process the request.

**User response:**

Try your request again.

**5010-117**

The server \_\_\_\_\_ required to process your request is not available. Use a different server or try your request again.

**Explanation:**

The server is not available at this time.

**System action:**

InfoPrint Manager could not process the request.

**User response:**

Try your request again. If your request continues to fail, enter the command again and specify a different server, or contact your support personnel and tell them the server is not responding.

2

**5010-118**

The requested operation is too complex.

**Explanation:**

The requested operation is too complex either syntactically or semantically.

**System action:**

InfoPrint Manager could not process the request.

**User response:**

Break the operation down into smaller steps and try again.

**5010-119**

The server \_\_\_\_\_ exceeded its resource allocations. Use your local problem-reporting procedure to report this message.

**Explanation:**

The server has exceeded its resource allocations while attempting to process a request. This can result from creating or copying a very large object.

**System action:**

The process failed.

**User response:**

Contact your support personnel and ask them to start the server again. Check the error log for messages related to this failure.

**5010-120**

A server error occurred.

**Explanation:**

An error occurred during server processing.

**System action:**

The server may continue to process.

**User response:**

Check the error log for messages related to this failure. Contact your service representative.

**5010-121**

A command had more items in a list than server \_\_\_\_\_ can support.

**Explanation:**

A command was specified that provided more items in a list than is supported by the server.

**System action:**

InfoPrint Manager could not process the request.

**User response:**

Reduce the length of the list by dividing it into at least two sections. This method may require that the first command set the list, and the next commands add to it.

**5010-122**

The value \_\_\_\_\_ for attribute \_\_\_\_\_ is not available. Specify a different value.

**Explanation:**

This value is not available. For example, if PSF is specified as the value for the **destination-support-system** attribute of the destination, but the PSF backend is not currently installed where the server containing the destination is running, the PSF value is not accepted. Another destination-support-system value must be specified or the PSF backend must be installed where the server containing the destination is running.

**System action:**

InfoPrint Manager could not process the request.

**User response:**

Enter the command again and specify a different value for this attribute or make the resource required by the value available.

**5010-123**

The server \_\_\_\_\_ cannot cancel an individual document in a multiple-document job.

**Explanation:**

A request was made to cancel an individual document within a multiple-document job, but the server does not support this capability.

**System action:**

InfoPrint Manager could not process the request.

**User response:**

To cancel the entire job, submit the request again and specify the job ID without a sequence number. For example, if you specified the job ID and sequence number as 10.2 when you tried to cancel the second document in job 10, specify the job ID as 10 to cancel the entire job.

**5010-124**

The server \_\_\_\_\_ cannot modify the attributes of an individual document in a job.

**Explanation:**

A request was made to modify the attributes associated with an individual document within a job, but the server does not support this capability.

**System action:**

InfoPrint Manager could not process the request.

**User response:**

To modify all the documents in the job, submit the request again and specify the job ID without a sequence number. For example, if you specified the job ID and sequence number as 10.2 when you tried to modify the second document in job 10, specify the job ID as 10 to modify all the documents in the job.

**5010-125**

The server \_\_\_\_\_ does not support multiple documents within a single job.

**Explanation:**

A request was made to process multiple documents within a single job, but the server does not support this capability.

**System action:**

InfoPrint Manager could not process the request.

**User response:**

Either submit each document in its own job, or submit the multiple-document job to a server that supports it (by specifying one of its destinations).

**5010-126**

The server \_\_\_\_\_ does not support the value \_\_\_\_\_.

**Explanation:**

This value is not supported by this server.

**System action:**

InfoPrint Manager could not process the request.

**User response:**

Enter the command again and specify a different value.

**5010-127**

An improper checkpoint was supplied when trying to resume a job.

**Explanation:**

An improper checkpoint was supplied to the resume operation. A checkpoint value is not valid if altered or corrupted.

**System action:**

The job could not be resumed.

**User response:**

Correct the checkpoint and try again.

**5010-128**

Continuation context is not valid for the ListObjectAttributes operation. This problem might occur after a Daylight Savings Time change. Use your local problem-reporting procedure to report this message.

**Explanation:**

A lengthy list attributes operation required the communication daemon to make multiple requests to the server. The additional requests require a continuation context. The continuation context for the list attributes continuation operation was invalid. Either the wrong continuation context was sent or the time in which the request must be made has expired. The list attributes operation can no longer be continued. This problem might occur after a Daylight Savings Time change.

**System action:**

InfoPrint Manager could not process the request.

**User response:**

Consider modifying the list request so that the server can return the information in the time allotted without the need of a continuation request. Try the list request again. If a Daylight Savings Time change occurred, restart the InfoPrint Manager server.

**5010-129**

The server \_\_\_\_\_ has exceeded the number of jobs that may be paused.

**Explanation:**

A pause job or interrupt job request was made to a server that has exceeded the number of jobs that may be paused. The server may define this limit on a per destination or per server basis.

**System action:**

None or not all of the requested jobs were paused or interrupted.

**User response:**

Not all of the requested jobs can be paused or interrupted until some of the currently paused jobs are resumed.

**5010-130**

The server \_\_\_\_\_ does not support the requested operation.

**Explanation:**

This operation is not supported by the server.

**System action:**

InfoPrint Manager could not process the request.

**User response:**

Enter the command again and specify a different server or use a different command.

### 5010-131

Cannot modify job \_\_\_\_\_.

**Explanation:**

This job is in the processing, printing, terminating, or unknown state and cannot be modified.

**System action:**

The job was not modified.

**User response:**

If this job has a nonzero job-retention-period, wait for it to complete and modify it, then resubmit it. If the job will not be retained, submit a new job with the modifications. If the job is in the unknown state, resubmit it and then modify it.

### 5010-132

You must be authorized to modify \_\_\_\_\_.

**Explanation:**

Your authorization for the object does not allow you to modify it.

**System action:**

The object was not modified.

**User response:**

Contact your support personnel and ask them to add you to a group that has access to this object or to the Access Control List for this object.

### 5010-133

Cannot modify object \_\_\_\_\_ while other operations are being processed.

**Explanation:**

Another operation is being processed for this object. It cannot be modified at this time.

**System action:**

The object was not modified.

**User response:**

Try your request again.

### 5010-134

Cannot delete job \_\_\_\_\_ while it is retained, processing or printing. To delete a retained job, specify a job-retention-period of 0.

**Explanation:**

This job is in the retained, processing or printing state and cannot be deleted.

**System action:**

InfoPrint Manager could not process the request.

**User response:**

To delete a retained job, specify a job-retention-period of 0.

**5010-135**

Cannot log to the active error log. Log messages are sent to the display.

**Explanation:**

An error occurred while trying to log to the active error log.

**System action:**

Log messages are sent to the display.

**User response:**

Use your local problem-reporting procedure to report this message.

**5010-136**

Cannot open log file \_\_\_\_\_. Log messages are sent to the display.

**Explanation:**

This log file could not be created or opened.

**System action:**

Log messages are sent to the display.

**User response:**

Use your local problem-reporting procedure to report this message.

**5010-137**

The queue \_\_\_\_\_ does not support the requested operation.

**Explanation:**

This operation is not supported by this type of queue.

**System action:**

InfoPrint Manager could not process the request.

**User response:**

Enter the command again and specify a different queue or use a different command.

**5010-138**

The flag \_\_\_\_\_ is not valid.

**Explanation:**

This flag is not valid for this command.

**System action:**

InfoPrint Manager could not process the request.

**User response:**

Refer to the InfoPrint Manager documentation or use the **man** command to verify the flags for this command and enter the command again.

**5010-139**

Cannot find file \_\_\_\_\_.

**Explanation:**

This file could not be found.

**System action:**

InfoPrint Manager could not process the request.

**User response:**

Check the pathname for this file and try your request again. If your request continues to fail, use your local problem-reporting procedure to report this message.

**5010-140**

Cannot open file \_\_\_\_\_.

**Explanation:**

This file could not be opened.

**System action:**

InfoPrint Manager could not process the request.

**User response:**

Check the pathname and permissions for this file and try your request again. If your request continues to fail, use your local problem-reporting procedure to report this message.

**5010-141**

Specify an argument for flag \_\_\_\_\_.

**Explanation:**

This flag requires that a value be specified.

**System action:**

InfoPrint Manager could not process the request.

**User response:**

Enter the command again and specify the flag and its argument (value).

**5010-142**

The maintenance period of \_\_\_\_\_ ends on \_\_\_\_\_.

**Explanation:**



The product maintenance is approaching the expiration date. Renew the product maintenance to get access to the full product support after the expiration date passes.

**System action:**

Processing continues, even if the maintenance is not renewed. If you do not renew the product maintenance, you will no longer receive product support.

**User response:**

Renew your product maintenance.

2

**5010-143**

The maintenance period of \_\_\_\_ is over.

**Explanation:**

The product maintenance license period is over. Renew the product maintenance license to get access to the product support.

**System action:**

Processing continues, even if the maintenance license is not renewed. If you do not renew the product maintenance license, you will no longer receive product support.

**User response:**

Renew your product maintenance license.

**5010-144**

The license key of \_\_\_\_ was not found or is not valid.

**Explanation:**

The required key was not found, or there was a problem while collecting data about it.

**System action:**

InfoPrint Manager software cannot process the required action.

**User response:**

Contact your support representative.

**5010-145**

Filesystem/disk &sdq;\_\_\_\_&sdq; is low on space, usage is \_\_\_\_ percent.

**Explanation:**

The specified filesystem/disk is low on available space and may become full.

**System action:**

Processing continues.

**User response:**

You may want to free up space or increase the size of the filesystem/disk.

### 5010-146

Syntax error. \_\_

#### Explanation:

The syntax of this command is not valid.

#### System action:

InfoPrint Manager could not process the request.

#### User response:

Correct the syntax and enter the command again. Refer to the InfoPrint Manager documentation or use the **man** command for additional information about this command.

### 5010-147

Specify a destination name or set the PDPRINTER environment variable and try your request again.

#### Explanation:

When the destination name is not specified, the **PDPRINTER** environment variable value is used to specify the destination. The destination name was not specified and the **PDPRINTER** environment variable does not have a value.

#### System action:

InfoPrint Manager could not process the request.

#### User response:

Enter the command again and specify a destination name with the **-d** or **-p** flag or set the **PDPRINTER** environment variable and try your request again.

### 5010-148

Filter syntax error in \_\_\_\_.

#### Explanation:

The FilterText contains a syntax error.

#### System action:

InfoPrint Manager could not process the request.

#### User response:

Refer to the InfoPrint Manager documentation or use the **man** command to verify the syntax, and enter the command again.

### 5010-149

Cannot create a local job ID. Issue commands using the global job ID.

#### Explanation:

A local job ID could not be assigned to this job.

#### System action:

Job processing continues, but no local job ID is assigned for this job.

**User response:**

Issue commands using the global job ID. Use your local problem-reporting procedure to report this message.

**5010-150**

The operation or attribute is not allowed for DPF jobs.

**Explanation:**

The operation or attribute specified is not allowed on DPF jobs.

**System action:**

InfoPrint Manager could not process the request.

**User response:**

Refer to the InfoPrint Manager documentation or use the **man** command for a list of the valid attributes or operations for DPF jobs.

**5010-151**

The licensing server is not running.

**Explanation:**

The license verification server is not running.

**System action:**

InfoPrint Manager software cannot process the required action.

**User response:**

Contact your support representative.

**5010-152**

The attributes file \_\_\_\_ cannot reference itself recursively.

**Explanation:**

This attributes file contains a reference to a file that has the same name as this file. An attributes file can reference another file, but it cannot reference itself recursively.

**System action:**

InfoPrint Manager could not process the request.

**User response:**

Remove the reference to this filename from the attributes file.

**5010-153**

Cannot create server bindings for \_\_\_\_\_.

**Explanation:**

The Directory Service could not find this object.

**System action:**

The process failed.

**User response:**

Use your local problem-reporting procedure to report this message.

2

**5010-154**

The attribute \_\_\_\_\_ is not valid for the object class of object \_\_\_\_\_.

**Explanation:**

The attribute is not valid for this object class.

**System action:**

InfoPrint Manager could not process the request.

**User response:**

Refer to the InfoPrint Manager documentation or use the **man** command for a list of the attributes that are valid for this object class and enter the command again without specifying this attribute

**5010-155**

Specify ServerName:\_\_\_\_\_.

**Explanation:**

The argument is required for this operation in the format ServerName:ObjectName.

**System action:**

InfoPrint Manager could not process the request.

**User response:**

Enter the command again and specify the argument in the format ServerName:ObjectName.

**5010-156**

Cannot obtain an exclusive lock. Use your local problem-reporting procedure to report this message.

**Explanation:**

A severe system error has occurred.

**System action:**

The process failed.

**User response:**

Use your local problem-reporting procedure to report this message.

**5010-157**

Cannot free an exclusive lock. Use your local problem-reporting procedure to report this message.

**Explanation:**

A severe system error has occurred.

**System action:**

The process failed.

**User response:**

Contact your support personnel and ask them to shut down the server or kill the server's process and start the server again.

**5010-158**

Cannot retrieve user data from the system. Use your local problem-reporting procedure to report this message.

**Explanation:**

An error occurred while trying to retrieve user data, such as hostname, network address, and user ID, from the system.

**System action:**

InfoPrint Manager could not process the request.

**User response:**

Use your local problem-reporting procedure to report this message

**5010-159**

Cannot read or set the environment variable \_\_\_\_\_. Use your local problem-reporting procedure to report this message.

**Explanation:**

An error occurred while trying to read or set this environment variable.

**System action:**

The process failed.

**User response:**

Contact your support personnel and ask them to increase your environment space.

**5010-160**

DPF resource database not initialized or application not connected.

**Explanation:**

An attempt was made to perform an operation on the DPF resource database but the database has not been initialized or the application was not connected to the database.

**System action:**

The process failed.

**User response:**

Initialize the database by selecting **Debug->Re-create DPF Resource Database** in the Management Console and retry the operation. If the problem persists, contact your service representative.

### 5010-161

DPF resource database has too many active connections.

#### Explanation:

An attempt was made to connect to the DPF resource database but the database already had the maximum number of active connections.

#### System action:

The process failed.

#### User response:

Retry the operation. If the problem persists, the server may have too many DPF receivers and associated destinations on it. Consider moving some of the DPF receivers and associated destinations to another InfoPrint Manager server.

### 5010-162

Cannot create directory \_\_\_\_ because a file with the same name already exists. Specify a unique directory name or delete the file.

#### Explanation:

The directory name is not a unique name.

#### System action:

InfoPrint Manager could not process the request.

#### User response:

Verify that the filesystem is not full. If the file is on a mounted filesystem, verify that the filesystem is properly mounted and operational. If the file is not required, delete the file and enter the command again.

### 5010-163

DPF resource database found duplicate entries with type \_\_\_\_ and name \_\_\_\_.

#### Explanation:

The DPF resource database found duplicate entries with the same resource type and member name.

#### System action:

The process failed.

#### User response:

Contact your service representative.

### 5010-164

DPF resource database cannot find entry with type \_\_\_\_ and name \_\_\_\_.

**Explanation:**

The DPF resource database could not find an entry with the specified resource type and member name.

**System action:**

The process failed.

**User response:**

Contact your service representative.

**5010-165**

Cannot delay a thread.

**Explanation:**

A error occurred while trying to delay a thread. This message goes to the error log only.

**System action:**

The process failed.

**User response:**

Check the error log for messages related to this failure. Shut down the server and start the server again. If the problem persists, contact your service representative.

**5010-166**

Specify \_\_\_\_ObjectName.

**Explanation:**

The object name is required for this operation in the format ServerName:ObjectName.

**System action:**

InfoPrint Manager could not process the request.

**User response:**

Enter the command again and specify the object name in the format ServerName:ObjectName.

**5010-167**

Cannot find file or directory \_\_\_\_.

**Explanation:**

This file or directory could not be found.

**System action:**

The process failed.

**User response:**

Verify that the file or directory exists.

**5010-168**

Cannot communicate with the communication daemon. Use your local problem-reporting procedure to report this message.

**Explanation:**

The communication daemon is down.

**System action:**

InfoPrint Manager could not process the request.

**User response:**

Contact your support personnel and ask them to start the communication daemon.

**5010-169**

Cannot create a new process at this time. Fork return value = \_\_\_\_.

**Explanation:**

An error occurred while trying to create a new process.

**System action:**

The process failed.

**User response:**

Check the return value in the AIX documentation to determine the cause of the error.

**5010-170**

Shell command \_\_\_\_ failed. Shell return code = \_\_\_\_.

**Explanation:**

An error occurred while trying to run a shell command. This message goes to the error log only.

**System action:**

The process failed.

**User response:**

Check the command and the return code in the system documentation to determine the cause of the error.

**5010-187**

Do you want to delete these objects? Enter y or Y to confirm, n or N to cancel the request.

**Explanation:**

You have requested to delete objects. This prompt requires a response from you.

**System action:**

If **y** or **Y** is entered, the objects are deleted. If **n** or **N** (or anything other than **y** or **Y**) is entered, the request is cancelled and no further processing occurs.



**User response:**

Enter **y** or **Y** to delete these objects, **n** or **N** to cancel the request.

**5010-188**

Cannot open file \_\_\_\_.

**Explanation:**

This file could not be opened.

**System action:**

InfoPrint Manager could not process the request.

**User response:**

Check the permissions for this file and try your request again. If your request continues to fail, contact your support personnel and ask them to verify that the filesystem is not full. If the file is on a mounted filesystem, ask them to verify that the filesystem is properly mounted and operational.

**5010-189**

Cannot read file \_\_\_\_\_. The file is corrupt.

**Explanation:**

This file could not be read.

**System action:**

The process could not be started.

**User response:**

Restore this file from the install tape. If the problem persists, contact your service representative.

**5010-190**

Cannot send notification. Server notification message file \_\_\_\_ cannot be opened.

**Explanation:**

The file used for sending notification messages could not be created or opened. This message goes to the error log only.

**System action:**

The notification message is not delivered.

**User response:**

Check the permissions for this file. Verify that the filesystem is not full. If the file is on a mounted filesystem, verify that the filesystem is properly mounted and operational.

**5010-191**

Cannot send electronic-mail notification message \_\_\_\_ to \_\_\_\_.

**Explanation:**

The server could not send the electronic-mail notification message to this user. This message goes to the error log only.

**System action:**

The notification message is not delivered.

**User response:**

No response is required to this informational message.

2

**5010-192**

Message from InfoPrint Manager server: \_\_\_\_\_

**Explanation:**

This is the text of the subject line sent with notification messages.

**System action:**

The text is sent as part of the notification message.

**User response:**

No response is required to this informational message.

**5010-193**

Cannot send notification message to the notification daemon.

**Explanation:**

The server could not send a notification message to the **notifyd**. This message goes to the error log only.

**System action:**

The notification message is not delivered.

**User response:**

No response is required to this informational message.

**5010-194**

Cannot find object identifier \_\_\_\_\_.

**Explanation:**

This object identifier is not recognized.

**System action:**

InfoPrint Manager could not process the request.

**User response:**

Verify the spelling of the object and try your request again. If your request fails, query a similar object. If this is successful, the first object may have been deleted. If this is not successful, use your local problem-reporting procedure to report this message.

**5010-195**

DPF resource database cannot delete entry with type \_\_\_\_ and name \_\_\_\_.

**Explanation:**

The DPF resource database could not delete the entry with the specified resource type and member name. The entry may still be marked as being used.

**System action:**

The process failed.

**User response:**

If you received this error after you tried to delete a resource in the Management Console, wait and retry the operation again later. Otherwise, contact your service representative.

**5010-196**

Job \_\_\_\_ (\_\_\_\_:\_\_\_\_) was cancelled by the operator or administrator.

**Explanation:**

The operator or administrator deleted this job. A notification-profile value requested that you be notified of the event job-cancelled-by-operator.

**System action:**

The job has been deleted or retained.

**User response:**

No response is required to this informational message.

**5010-197**

Job \_\_\_\_ (\_\_\_\_:\_\_\_\_) was cancelled by the user.

**Explanation:**

The user deleted this job. A notification-profile value requested that you be notified of the event job-cancelled-by-user.

**System action:**

The job has been deleted or retained.

**User response:**

No response is required to this informational message.

**5010-198**

Job \_\_\_\_ (\_\_\_\_:\_\_\_\_) was promoted.

**Explanation:**

This job was promoted to highest position in the queue. A notification-profile value requested that you be notified of the event job-promoted.

**System action:**

This job was promoted to highest position in the queue.

**User response:**

No response is required to this informational message.

**5010-199**

Job \_\_\_\_ (\_\_\_\_:\_\_\_\_) was resumed.

**Explanation:**

This job was resumed. A notification-profile value requested that you be notified of the event job-resumed.

**System action:**

The job has been resumed. If the job state is pending, the job can be scheduled to a destination.

**User response:**

No response is required to this informational message.

**5010-200**

Job \_\_\_\_ (\_\_\_\_:\_\_\_\_) is processing.

**Explanation:**

The server has begun to process this job. A notification-profile value requested that you be notified of the event processing-started.

**System action:**

The job has been scheduled to a destination.

**User response:**

No response is required to this informational message.

**5010-201**

The state of job \_\_\_\_ (\_\_\_\_:\_\_\_\_) changed to \_\_\_\_idn.

**Explanation:**

The state of the job has changed. A notification-profile value requested that you be notified of the event job-state-changed.

**System action:**

Processing continues.

**User response:**

No response is required to this informational message.

**5010-202**

Job \_\_\_\_ (\_\_\_\_:\_\_\_\_) was modified.

**Explanation:**

This job was modified. A notification-profile value requested that you be notified of the event job-modified.

**System action:**

Processing continues.

**User response:**

No response is required to this informational message.

**5010-203**

Job \_\_\_\_ (\_\_\_\_:\_\_\_\_) was paused.

**Explanation:**

This job was paused. A notification-profile value requested that you be notified of the event job-paused.

**System action:**

The job has been paused. If it was processing or printing, it stopped. The job will not be available to be scheduled until it is resumed.

**User response:**

No response is required to this informational message.

**5010-204**

Job \_\_\_\_ (\_\_\_\_:\_\_\_\_) stopped processing due to job or destination errors.

**Explanation:**

The server aborted this job because job or destination errors occurred during processing. A notification-profile value requested that you be notified of the event job-aborted-by-server.

**System action:**

The server aborted this job.

**User response:**

Check the error log for messages related to this failure.

**5010-205**

Document \_\_\_\_ was cancelled by the operator.

**Explanation:**

The operator cancelled the document. A notification-profile value requested that you be notified of the event document-cancelled-by-operator.

**System action:**

The document has been cancelled.

**User response:**

No response is required to this informational message.

**5010-206**

Document \_\_\_\_ (\_\_\_\_) in job \_\_\_\_ (\_\_\_\_:\_\_\_\_) was aborted by the server.

**Explanation:**

The server aborted this document. A notification-profile value requested that you be notified of the event document-aborted-by-server.

**System action:**

This document has been deleted.

**User response:**

Check the error log for messages related to this failure.

**5010-207**

Document \_\_\_\_ was cancelled by the user.

**Explanation:**

The user cancelled the document. A notification-profile value requested that you be notified of the event document-cancelled-by-user.

**System action:**

The document has been cancelled.

**User response:**

No response is required to this informational message.

**5010-208**

An error was detected in document \_\_\_\_ (\_\_\_\_) of job \_\_\_\_ (\_\_\_\_:\_\_\_\_) during processing.

**Explanation:**

The server detected an error in the content of this file during processing. An example of this type of error is a syntax error in the file's page description language. A notification-profile value requested that you be notified of the event document-content.

**System action:**

Processing continues.

**User response:**

Verify that the job output was not affected by the error. Correct your file if necessary.

**5010-209**

The final document indication for job \_\_\_\_ (\_\_\_\_:\_\_\_\_) was not received by the server within the server's job-submission-timer interval. Job processing will continue.

**Explanation:**

The server did not receive an indication that all the documents had been sent within the amount of time specified in its **job-submission-time** attribute. A notification-profile value requested that you be notified of the event **job-submission-not-complete**.

**System action:**

The server will process the documents it has received as a complete job.

**User response:**

No response is required to this informational message.

**5010-210**

Document \_\_\_\_ (\_\_\_\_) in job \_\_\_\_ (\_\_\_\_:\_\_\_\_) could not be accessed by the server.

**Explanation:**

This document could not be accessed by the server. A notification-profile value requested that you be notified of the event no-document.

**System action:**

The document and possibly the entire job have been aborted.

**User response:**

Check the error log for messages related to this failure. Look for messages indicating a server shutdown or a communication problem.

**5010-211**

The resource \_\_\_\_ needed by job \_\_\_\_ (\_\_\_\_:\_\_\_\_) was not available.

**Explanation:**

A resource needed by this job was not available. A notification-profile value requested that you be notified of the event no-resource.

**System action:**

The job was aborted.

**User response:**

Check the error log for messages related to this failure.

**5010-212**

Page \_\_\_\_ in document \_\_\_\_ could not be found.

**Explanation:**

A page specified in the page-select attribute value could not be found in the document. A notification-profile value requested that you be notified of the event page-select.

**System action:**

No pages of this document are processed.

**User response:**

Verify that the document file has not been corrupted and verify that the page requested is in the range of pages in the document.

### 5010-213

Job \_\_\_\_ (\_\_\_\_:\_\_\_\_) was discarded before it was delivered to its destination.

**Explanation:**

The date and time specified by the job-discard-time or the interval specified by the pull-print-job-timeout server attribute passed before the job processed and the job was discarded. A notification-profile value requested that you be notified of the event past-discard-time.

**System action:**

The job has been deleted.

**User response:**

No response is required to this informational message.

### 5010-214

Resource \_\_\_\_ that is required for job \_\_\_\_ (\_\_\_\_:\_\_\_\_) is not known to the server.

**Explanation:**

A resource required for this job is not known to the server. A notification-profile value requested that you be notified of the event unrecognized-resource.

**System action:**

The job was aborted.

**User response:**

Check the error log for messages related to this failure.

### 5010-215

An internal error was detected in server \_\_\_\_.

**Explanation:**

A server error occurred. A notification-profile value requested that you be notified of the event internal-server-error.

**System action:**

The process failed.

**User response:**

Check the error log for messages related to this failure. Contact your service representative.

### 5010-216

The date and time specified by the job-deadline-time for job \_\_\_\_ (\_\_\_\_:\_\_\_\_) has passed.

**Explanation:**

The date and time specified by the job-deadline-time for this job has passed. A notification-profile value requested that you be notified of the event past-deadline.

**System action:**



The job has been deleted.

**User response:**

No response is required to this informational message.

**5010-217**

\_\_\_\_\_ encountered an error.

**Explanation:**

An error occurred for this object that cannot be described by any other message. A notification-profile value requested that you be notified of the event other-error.

**System action:**

Processing continues.

**User response:**

Check the error log for messages related to this failure.

**5010-218**

The server saved checkpoint information for job \_\_\_\_\_ (\_\_\_\_\_:\_\_\_\_\_).

**Explanation:**

The server reached a checkpoint and collected information that could be used to resume the job if it were paused. A notification-profile value requested that you be notified of the event checkpoint-taken.

**System action:**

The server saved checkpoint information for this job.

**User response:**

No response is required to this informational message.

**5010-219**

Server \_\_\_\_\_ completed the transfer of document \_\_\_\_\_ (\_\_\_\_\_) in job \_\_\_\_\_ (\_\_\_\_\_:\_\_\_\_\_).

**Explanation:**

A file transfer completed successfully. The file may now be modified without affecting the output. A notification-profile value requested that you be notified of the event file-transferred.

**System action:**

The document is being processed by InfoPrint.

**User response:**

No response is required to this informational message.

**5010-220**

Job \_\_\_\_\_ (\_\_\_\_\_:\_\_\_\_\_ ) was discarded by the server after it processed or the retention time expired.

**Explanation:**

The job-discard-time value, or the job-retain-until value, or the job-retention-period value has passed, and the job was deleted. If the job was discarded due to the job-discard-time value, the job processed before it was discarded. If the job was discarded due to the job-retention-period or the job-retain-until value, it may or may not have processed. A notification-profile value requested that you be notified of the event job-discarded.

**System action:**

The job has been deleted.

**User response:**

No response is required to this informational message.

**5010-221**

Read the message attribute value of a resource used by job \_\_\_\_.

**Explanation:**

A message has been supplied for a resource used by this job. A notification-profile value requested that you be notified of the event resource-message.

**System action:**

Processing continues.

**User response:**

Identify the resource and list its message attribute.

**5010-222**

Job \_\_\_\_ (\_\_\_\_:\_\_\_\_) was resubmitted to destination \_\_\_\_:\_\_\_\_ from queue \_\_\_\_:\_\_\_\_.

**Explanation:**

This job was successfully resubmitted to a destination. A notification-profile value requested that you be notified of the event job-resubmitted.

**System action:**

The job has been resubmitted and processing continues.

**User response:**

No response is required to this informational message.

**5010-223**

Destination \_\_\_\_:\_\_\_\_ has registered with queue \_\_\_\_:\_\_\_\_.

**Explanation:**

This destination has registered with this queue. The queue can now schedule jobs to this destination. A notification-profile value requested that you be notified of the event destination-registered.

**System action:**

Processing continues.

**User response:**

No response is required to this informational message.

**5010-224**

Successfully created object \_\_\_\_\_:\_\_\_\_\_.

**Explanation:**

The object was created. A notification-profile value requested that you be notified of the event object-created

**System action:**

Processing continues.

**User response:**

No response is required to this informational message.

**5010-225**

Successfully deleted object \_\_\_\_\_:\_\_\_\_\_.

**Explanation:**

The object was deleted. A notification-profile value requested that you be notified of the event object-deleted.

**System action:**

Processing continues.

**User response:**

No response is required to this informational message.

**5010-226**

Successfully enabled destination \_\_\_\_\_:\_\_\_\_\_.

**Explanation:**

This destination was enabled and can now accept jobs. A notification-profile value requested that you be notified of the event destination-enabled.

**System action:**

Processing continues.

**User response:**

No response is required to this informational message.

**5010-227**

Successfully resumed \_\_\_\_\_:\_\_\_\_\_.

**Explanation:**

A destination or queue was resumed. A notification-profile value requested that you be notified of the event object-resumed.

**System action:**

Processing continues.

**User response:**

No response is required to this informational message.

2

**5010-228**

The state of destination \_\_\_\_:\_\_\_\_ changed to \_\_\_\_\_.

**Explanation:**

The destination state changed. A notification-profile value requested that you be notified of the event destination-state-changed.

**System action:**

Processing continues.

**User response:**

No response is required to this informational message.

**5010-229**

The state of server \_\_\_\_ changed to \_\_\_\_\_.

**Explanation:**

The server state changed. A notification-profile value requested that you be notified of the event server-state-changed.

**System action:**

Processing continues.

**User response:**

No response is required to this informational message.

**5010-230**

The state of queue \_\_\_\_:\_\_\_\_ changed to \_\_\_\_\_.

**Explanation:**

The queue state changed. A notification-profile value requested that you be notified of the event queue-state-changed.

**System action:**

Processing continues.

**User response:**

No response is required to this informational message.

**5010-231**

The non-compulsory attribute \_\_\_\_\_ is ignored by server \_\_\_\_\_.

**Explanation:**

A non-compulsory attribute or value has been ignored by the server. A notification-profile value requested that you be notified of the event attribute-ignored.

**System action:**

The request was carried out as if the ignored attribute had not been listed.

**User response:**

No response is required to this informational message.

**5010-232**

The attribute \_\_\_\_\_ has been duplicated in the command.

**Explanation:**

The same attribute has occurred more than once in the argument of a command. A notification-profile value requested that you be notified of the event duplicate-attribute-ignored.

**System action:**

The last occurrence was used and the previous occurrences were ignored.

**User response:**

Verify that the last occurrence of the attribute in the command is correct.

**5010-233**

The job-abort-criteria for job \_\_\_\_\_ (\_\_\_\_\_:\_\_\_\_\_) has been exceeded.

**Explanation:**

The number of errors the destination has encountered while processing the job has exceeded the limit set by the job-abort-criteria attribute. A notification-profile value requested that you be notified of the event criteria-exceeded.

**System action:**

The job has been aborted by the destination.

**User response:**

Correct the errors and resubmit the job.

**5010-234**

Job \_\_\_\_\_ (\_\_\_\_\_:\_\_\_\_\_) is close to being discarded.

**Explanation:**

The date and time specified by the job-discard-time attribute or the job-retention-period attribute or the job-retain-until attribute is approaching. The job will be deleted at this time. A notification-profile value requested that you be notified of the event close-to-discard-time.

**System action:**

The job will be deleted at the discard time or when the retention time expires.

**User response:**

No response is required to this informational message.

**5010-235**

The job \_\_\_\_ has been interrupted by the user or operator.

**Explanation:**

The job has been interrupted by a user or operator by means of a **pdinterrupt** command. A **notification-profile** value requested that you be notified of the event job-interrupted.

**System action:**

The job has been interrupted.

**User response:**

No response is required to this informational message.

**5010-236**

\_\_\_\_ \_\_\_\_ has encountered a warning condition.

**Explanation:**

This object encountered a warning condition that could not be described by any other event. This warning condition may precede an error. A notification-profile value requested that you be notified of the event other-warning.

**System action:**

Processing continues.

**User response:**

No response is required to this informational message.

**5010-237**

Destination \_\_\_\_: \_\_\_\_ was shut down after job \_\_\_\_ (\_\_\_\_:\_\_\_\_) started processing.

**Explanation:**

The destination shut down after this job started processing. A notification-profile value requested that you be notified of the event destination-shutdown-job-queued.

**System action:**

The job was queued and will be scheduled again.

**User response:**

No response is required to this informational message.

**5010-238**

Resource \_\_\_\_ on destination \_\_\_\_: \_\_\_\_ needs attention.

**Explanation:**

This resource needs attention by a person, not necessarily the operator. A notification-profile value requested that you be notified of the event resource-needs-attention.

**System action:**

Jobs requiring that resource cannot be processed until the problem is corrected.

**User response:**

Respond to the problem.

**5010-239**

Resource \_\_\_\_ on destination \_\_\_\_: \_\_\_\_ needs operator attention.

**Explanation:**

This resource needs attention from an operator. A notification-profile value requested that you be notified of the event resource-needs-operator.

**System action:**

Jobs requiring this resource cannot be processed until the problem is corrected.

**User response:**

Respond to the problem.

**5010-240**

Successfully disabled destination \_\_\_\_: \_\_\_\_.

**Explanation:**

This destination was disabled and will not accept new jobs. A notification-profile value requested that you be notified of the event destination-disabled.

**System action:**

The destination will not accept new jobs.

**User response:**

No response is required to this informational message.

**5010-241**

Successfully modified object \_\_\_\_\_ \_\_\_\_: \_\_\_\_.

**Explanation:**

This object has been modified. A notification-profile value requested that you be notified of the event object-modified.

**System action:**

Processing continues.

**User response:**

No response is required to this informational message.

**5010-242**

Successfully paused \_\_\_\_\_:\_\_\_\_\_.

**Explanation:**

This destination or queue is paused and cannot process jobs. A notification-profile value requested that you be notified of the event object-paused.

**System action:**

This destination or queue cannot process jobs.

**User response:**

No response is required to this informational message.

**5010-243**

Destination \_\_\_\_\_:\_\_\_\_\_ is no longer registered with queue \_\_\_\_\_:\_\_\_\_\_.

**Explanation:**

This destination is no longer registered with this queue. A notification-profile value requested that you be notified of the event destination-unregistered.

**System action:**

The queue no longer sends jobs to this destination.

**User response:**

No response is necessary if this is the desired action.

**5010-244**

Successfully cleaned object \_\_\_\_\_:\_\_\_\_\_.

**Explanation:**

Jobs have been deleted from this object. A notification-profile value requested that you be notified of the event object-cleaned.

**System action:**

Processing continues.

**User response:**

No response is required to this informational message.

**5010-245**

Destination \_\_\_\_\_:\_\_\_\_\_ needs attention.

**Explanation:**



This destination needs attention from a person, not necessarily the operator. A notification-profile value requested that you be notified of the event destination-needs-attention.

**System action:**

The destination cannot process jobs until it receives attention.

**User response:**

Respond to the destination.

**5010-246**

Destination \_\_\_\_:\_\_\_\_ needs operator attention.

**Explanation:**

This destination needs attention from the operator. A notification-profile value requested that you be notified of the event destination-needs-operator.

**System action:**

The destination cannot process jobs until it receives attention.

**User response:**

Respond to the destination.

**5010-247**

Physical printer \_\_\_\_:\_\_\_\_ has timed out.

**Explanation:**

This physical printer did not connect or get a response from the printer device in the time specified by the printer-timeout-period attribute. The printer device is being used by another application or job progress at the printer has stopped. The physical printer continues its attempts to connect or print to the printer device. A notification-profile value requested that you be notified of the event printer-timed-out.

**System action:**

Jobs are not processed until the physical printer connects to the printer device.

**User response:**

Check that the printer is powered-on, ready, and able to print jobs. If it is, the device may be in use by another application. If you cannot wait for the printer device to become available, delete the job specifying a nonzero retention period and resubmit it to another logical printer. Contact your support personnel and ask them to dedicate the printer device to InfoPrint Manager to eliminate the contention for the device.

**5010-248**

\_\_\_\_\_ is not a valid name. The names of PSF destinations must be 8 characters or fewer.

**Explanation:**

InfoPrint Manager requires psf destination-support-system destination names to be 8 characters or fewer.

**System action:**

The new destination was not created.

**User response:**

Enter the command again and specify a name that is 8 characters or fewer.

**5010-249**

There is no currently printing job to be paused on the printer.

**Explanation:**

A request was made to pause the currently printing job on a printer, but the printer had no currently printing jobs. The job may have completed before the pause request was received by the server.

**System action:**

InfoPrint Manager could not process the request.

**User response:**

Verify that the correct printer name was specified. Check if the job completed printing.

**5010-250**

Syntax error in \_\_\_\_.

**Explanation:**

This string contains syntax errors and may contain characters that are not valid. The valid characters are A-Z, a-z, 0-9, underscore ( \_ ), hyphen ( - ), and period ( . ).

**System action:**

InfoPrint Manager could not process the request.

**User response:**

Refer to the InfoPrint Manager documentation or use the **man** command to verify the syntax, and enter the command again.

**5010-251**

Attribute \_\_\_\_ requires the = operator.

**Explanation:**

The = operator is required to set the value of this attribute.

**System action:**

InfoPrint Manager could not process the request.

**User response:**

Enter the command again and specify the attribute and its value in the format attribute=value.

**5010-252**

An attribute value cannot be specified with the == operator. The request is ignored. Use the = operator to replace the attribute value.

**Explanation:**

The == operator resets an attribute value to its default value. A value cannot be specified with this operator.

**System action:**

The request is ignored and the attribute value is not changed.

**User response:**

To set an attribute value, enter the command again and specify the attribute and its value in the format attribute=value.

**5010-253**

Syntax error. \_\_\_\_ is in the wrong position.

**Explanation:**

This string is in the wrong position.

**System action:**

InfoPrint Manager could not process the request.

**User response:**

Refer to the InfoPrint Manager documentation or use the **man** command to verify the position of this string, and enter the command again.

**5010-254**

Specify a value after the \_\_\_\_ operator

**Explanation:**

A value is required for this operation. The replace (=), add (+=), and remove (-=) operators must be followed by a value.

**System action:**

The attribute value is not changed.

**User response:**

Enter the command again and specify a value after the operator.

**5010-255**

Specify the closing brace (}).

**Explanation:**

An opening brace ({) was specified without a corresponding closing brace (}).

**System action:**

InfoPrint Manager could not process the request.

**User response:**

Enter the command again and specify a closing brace for each opening brace.

**5010-256**

Specify the opening brace ({}).

**Explanation:**

A closing brace (}) was specified without a corresponding opening brace ({}).

**System action:**

InfoPrint Manager could not process the request.

**User response:**

Enter the command again and specify an opening brace for each closing brace.

**5010-257**

DPF resource database cannot find entry with GRN name \_\_\_.

**Explanation:**

The DPF resource database could not find an entry with the specified GRN member name.

**System action:**

The process failed.

**User response:**

Contact your service representative.

**5010-258**

Job \_\_\_\_ (\_\_\_\_:\_\_\_\_) was held for pull print. If there are no other reasons that the job cannot be scheduled, go to the printer, LDAP log in, and request the job.

**Explanation:**

The job cannot be scheduled to process at a destination until requested by the user at the printer. A notification-profile value requested that you be notified of the event job-cannot-be-scheduled.

**System action:**

The job stays in the queue.

**User response:**

If there are no other reasons that the job cannot be scheduled, go to the printer, LDAP log in, and request the job.

**5010-259**

DPF Host Receiver \_\_\_\_ is out of Host Assigned IDs (HAIDs). Print or delete DPF jobs to free up HAIDs.

**Explanation:**

There are too many DPF jobs in the InfoPrint Manager server so the DPF Host Receiver has run out of Host Assigned IDs (HAIDs).

**System action:**

DPF Host Receiver stops processing and waits for HAIDs to be freed up. The InfoPrint Manager server continues processing.

**User response:**

Print or delete some DPF jobs to free up HAIDs.

2

**5010-260**

Cannot create the value type \_\_\_\_ from multiple strings: \_\_\_\_.

**Explanation:**

This attribute cannot be set to multiple values.

**System action:**

InfoPrint Manager could not process the request.

**User response:**

Enter the command again and specify a single value for this attribute.

**5010-261**

Unexpected ASN.1 choice encountered. Use your local problem-reporting procedure to report this message.

**Explanation:**

An internal process error has occurred. An unexpected ASN.1 choice field value was encountered during DPA protocol operations data unmarshalling.

**System action:**

The process failed.

**User response:**

Contact your support personnel and ask them to verify that the communication daemon sending requests uses the correct protocol.

**5010-262**

DPF Host Receiver \_\_\_\_ is out of RPM Assigned IDs (RAIDs). Print or delete DPF jobs to free up RAIDs.

**Explanation:**

There are too many DPF jobs in the InfoPrint Manager server so the DPF Host Receiver has run out of RPM Assigned IDs (RAIDs).

**System action:**

DPF Host Receiver stops processing and waits for RAIDs to be freed up. The InfoPrint Manager server continues processing.

**User response:**

Print or delete some DPF jobs to free up RAIDs.

### 5010-263

No job identifier was found in the ASN.1 structure. Use your local problem-reporting procedure to report this message.

#### Explanation:

An internal process error has occurred. An ASN.1 structure containing the results from a DPA protocol operation did not contain a job identifier data element.

#### System action:

The process failed.

#### User response:

Contact your support personnel and ask them to verify that the communication daemon sending requests uses the correct protocol.

### 5010-264

Command results were not received from the server.

#### Explanation:

A communication daemon failed to receive any results from the server.

#### System action:

The status of the operation is not known.

#### User response:

Use your local problem-reporting procedure to report this message.

### 5010-265

Cannot process a list request. Use your local problem-reporting procedure to report this message.

#### Explanation:

A list request could not be processed. The continuation context in a listObjectAttributesContinuation request is missing.

#### System action:

The process failed.

#### User response:

Contact your support personnel and ask them to verify that the communication daemon sending requests uses the correct protocol.

### 5010-266

The object class is not valid for a DPA protocol operation. Use your local problem-reporting procedure to report this message.

#### Explanation:

The object class is not valid for a DPA protocol operation.

**System action:**

The process failed.

**User response:**

Contact your support personnel and ask them to verify that the communication daemon sending requests uses the correct protocol.

**5010-267**

DPF Host Receiver \_\_\_\_ is out of DPF job numbers. Print or delete DPF jobs to free up DPF job numbers.

**Explanation:**

There are too many DPF jobs in the InfoPrint Manager server so the DPF Host Receiver has run out of DPF job numbers.

**System action:**

DPF Host Receiver stops processing and waits for DPF job numbers to be freed up. The InfoPrint Manager server continues processing.

**User response:**

Print or delete DPF jobs to free up DPF job numbers.

**5010-268**

Specify a value up to \_\_\_\_ characters long.

**Explanation:**

This value has a limitation on the character length of the string.

**System action:**

InfoPrint Manager could not process the request.

**User response:**

Enter the command and specify a value that is shorter.

**5010-269**

\_\_\_\_ is not a valid hexadecimal number.

**Explanation:**

This value string is not a hexadecimal number. A hexadecimal number uses the characters 0-9 and A-F (or a-f).

**System action:**

InfoPrint Manager could not process the request.

**User response:**

Enter the command again and specify a hexadecimal number.

### 5010-270

\_\_\_\_\_ is not a valid integer.

**Explanation:**

This string cannot be converted to an integer. An integer uses the characters 0-9.

**System action:**

InfoPrint Manager could not process the request.

**User response:**

Enter the command again and specify an integer.

### 5010-271

Value \_\_\_\_\_ is not valid. Specify an integer within the range \_\_\_\_\_ - \_\_\_\_\_.

**Explanation:**

This value is required to be an integer within a range of acceptable values.

**System action:**

InfoPrint Manager could not process the request.

**User response:**

Enter the command again and specify an integer that is within the range.

### 5010-272

\_\_\_\_\_ is not a valid time. Specify a time in the format: YYYYMMDDHHMMSS.S[Z]

**Explanation:**

The time value is required to be specified in the format YYYYMMDDHHMMSS.S[Z]. Where YYYY is the year, MM is the month, DD is the day, HH is the hour, MM is the minute, SS is the second, S is the tenth of second. The character Z can be specified to denote Greenwich mean time. If Z is not specified, the local time is used.

**System action:**

InfoPrint Manager could not process the request.

**User response:**

Enter the command again and specify the date and time in the format YYYYMMDDHHMMSS.S[Z].

### 5010-273

\_\_\_\_\_ is not a valid floating point number.

**Explanation:**

The input string cannot be converted to a floating point number.

**System action:**

InfoPrint Manager could not process the request.



**User response:**

Enter the command again and specify a valid floating point number.

**5010-274**

\_\_\_\_\_ is not a valid integer range. Specify a range in the format: MinimumValue:MaximumValue.

**Explanation:**

The range value is required to be in the format MinimumValue:MaximumValue. The MinimumValue and MaximumValue must be integers.

**System action:**

InfoPrint Manager could not process the request.

**User response:**

Enter the command again and specify the range in the format MinimumValue:MaximumValue.

**5010-275**

The lower bound \_\_\_\_\_ of the range is greater than the upper bound \_\_\_\_\_.

**Explanation:**

The range value is required to be in the format MinimumValue:MaximumValue where the MinimumValue is less than the MaximumValue.

**System action:**

InfoPrint Manager could not process the request.

**User response:**

Enter the command again and specify a range value with the MinimumValue less than the MaximumValue.

**5010-276**

Specify a logical destination name.

**Explanation:**

The logical destination name is required for this operation.

**System action:**

InfoPrint Manager could not process the request.

**User response:**

Enter the command again and specify the name of a logical destination.

**5010-277**

Cannot create value type \_\_\_\_\_ from \_\_\_\_\_.

**Explanation:**

This value is not valid for the attribute.

**System action:**

InfoPrint Manager could not process the request.

**User response:**

Refer to the InfoPrint Manager documentation or use the **man** command to verify the valid values for this attribute and enter the command again.

2

**5010-278**

Attribute syntax error for \_\_\_\_.

**Explanation:**

The syntax for this attribute is not correct.

**System action:**

InfoPrint Manager could not process the request.

**User response:**

Refer to the InfoPrint Manager documentation or use the **man** command to verify the attribute syntax and enter the command again.

**5010-279**

Started processing job \_\_\_\_ (\_\_\_\_).

**Explanation:**

The destination started processing this job. This message goes to the error log only.

**System action:**

Processing continues.

**User response:**

No response is required to this informational message.

**5010-280**

Finished processing job \_\_\_\_ (\_\_\_\_).

**Explanation:**

The destination completed processing this job. This message goes to the error log only.

**System action:**

Processing continues.

**User response:**

No response is required to this informational message.

**5010-281**

Do you want to delete all the jobs from these objects? Enter y or Y to confirm, n or N to cancel request.

**Explanation:**

You have requested to clean these objects. This prompt requires a response from you

**System action:**

If **y** or **Y** is entered, the jobs will be deleted. If **n** or **N** (or anything other than **y** or **Y**) is entered, the request is cancelled and no further processing occurs.

**User response:**

Enter **y** or **Y** to delete all the jobs from these objects, **n** or **N** to cancel request.

**5010-282**

The \_\_\_\_ attribute(s) override the document-formats-ripped-at-destination setting that required the document to be ripped at the actual destination.

**Explanation:**

InfoPrint is overriding the document-formats-ripped-at-destination actual destination setting because of the job, document or PSF header sheet attributes or attributes values which are forcing the job to be transformed.

**System action:**

InfoPrint is transforming the job.

**User response:**

No response is required to this informational message.

**5010-283**

The server \_\_\_\_\_ is already operational.

**Explanation:**

The server is already active, so it cannot be started.

**System action:**

The server continues processing.

**User response:**

No response is required to this informational message.

**5010-284**

\_\_\_\_ is not a valid time and date. Specify a time and date in the format of \_\_\_\_.

**Explanation:**

This string could not be converted to a valid date and time value because it did not match the expected format.

**System action:**

InfoPrint Manager could not process the request.

**User response:**

Enter the command again and specify the date and time in this format.

### 5010-285

An attribute specified in the filter operation is not valid.

**Explanation:**

An attribute included in the filter criteria is not recognized by the server.

**System action:**

InfoPrint Manager could not process the request.

**User response:**

Refer to the InfoPrint Manager documentation or use the **man** command to verify the valid attributes and enter the command again.

### 5010-286

Filter syntax error.

**Explanation:**

The filter syntax is not valid.

**System action:**

InfoPrint Manager could not process the request

**User response:**

Refer to the InfoPrint Manager documentation or use the **man** command to verify the syntax, and enter the command again.

### 5010-287

The filter expression does not match ASN syntax.

**Explanation:**

The filter expression does not match POSIX ASN syntax.

**System action:**

InfoPrint Manager could not process the request.

**User response:**

Refer to the InfoPrint Manager documentation or use the **man** command to verify the syntax, and enter the command again.

### 5010-288

Hot folder '\_\_\_\_' is already assigned to logical destination \_\_\_\_.

**Explanation:**

A hot folder can only be assigned to one logical destination, and the specified hot folder is already assigned.

**System action:**

InfoPrint Manager could not process the request.

**User response:**

Select a different hot folder for this logical destination and try the operation again.

**5010-289**

The server timed out waiting to receive document \_\_\_\_ of job \_\_\_\_\_. The job is added to the queue to be scheduled again.

**Explanation:**

This document was not received within the period of time specified in the job-submission-timer server attribute.

**System action:**

The job is added to the queue to be scheduled to a destination again.

**User response:**

Check the log for communication or network related problems.

**5010-290**

LDAP authentication is required by the requested destination. Request a destination that does not require LDAP authenticated jobs or submit the job with an LDAP authenticating client.

**Explanation:**

Pull Print actual destinations only accept jobs from LDAP authenticated users.

**System action:**

InfoPrint Manager could not process the request.

**User response:**

Request a destination that does not require LDAP authenticated jobs or submit the job with an LDAP authenticating client.

**5010-291**

The message facility found an improper insert in a message acquired from the message catalog.

**Explanation:**

The inserts specified in the message text do not match the inserts that InfoPrint Manager is using. This message goes to the error log only.

**System action:**

The message is not processed and the server may shut down.

**User response:**

Contact your service representative.

**5010-292**

Document \_\_\_\_ (\_\_\_\_) in job \_\_\_\_ (\_\_\_\_:\_\_\_\_) was aborted by the destination.

**Explanation:**

The destination deleted the document. A notification-profile value requested that you be notified of the event document-aborted-by-destination. SYSTEM\_ACTION: The document did not process.

**User response:**

Check the document attributes and fonts to verify that they are supported by the destination.

**5010-293**

Document \_\_\_\_ (\_\_\_\_) in job \_\_\_\_ (\_\_\_\_:\_\_\_\_) was cancelled at the destination.

**Explanation:**

The document was cancelled at the destination. A notification-profile value requested that you be notified of the event document-cancelled-at-destination.

**System action:**

The document did not process.

**User response:**

No response is required to this informational message.

**5010-294**

Successfully started \_\_\_\_\_ \_\_\_\_.

**Explanation:**

This server has started. A notification-profile value requested that you be notified of the event server-startup-complete.

**System action:**

Processing continues.

**User response:**

No response is required to this informational message.

**5010-295**

Successfully shut down \_\_\_\_\_ \_\_\_\_.

**Explanation:**

This server has shut down. A notification-profile value requested that you be notified of the event server-shutdown-complete.

**System action:**

The server is no longer available.

**User response:**

No response is required to this informational message.

**5010-296**

The \_\_\_\_\_ \_\_\_\_:\_\_\_\_ is ready.

**Explanation:**

This object is ready. A notification-profile value requested that you be notified of the event object-ready.

**System action:**

Processing continues.

**User response:**

No response is required to this informational message.

**5010-297**

The \_\_\_\_\_:\_\_\_\_\_ is not ready.

**Explanation:**

This object is not ready. A notification-profile value requested that you be notified of the event object-not-ready.

**System action:**

Processing continues.

**User response:**

No response is required to this informational message.

**5010-298**

The \_\_\_\_\_ destination \_\_\_\_\_:\_\_\_\_\_ has been assigned from queue \_\_\_\_\_ to queue \_\_\_\_\_.

**Explanation:**

The value of the associated-queue attribute of the destination was modified. A notification-profile value requested that you be notified of the event destination-associated-queue-modified.

**System action:**

The **pdset** command successfully changed the value of the associated-queue attribute of the destination.

**User response:**

No response is required to this informational message.

**5010-299**

The queue \_\_\_\_\_:\_\_\_\_\_ is no longer backlogged.

**Explanation:**

The queue is no longer backlogged. InfoPrint Manager calculates that the jobs currently in the queue will process within the amount of time specified by the queue-backlog-lower-bound attribute. A notification-profile value requested that you be notified of the event queue-no-longer-backlogged.

**System action:**

Processing continues.

**User response:**

No response is required to this informational message.

**5010-300**

The job \_\_\_\_ (\_\_\_\_:\_\_\_\_) is retained.

**Explanation:**

The job is retained. A notification-profile value requested that you be notified of the event job-retained.

**System action:**

Processing continues.

**User response:**

No response is required to this informational message.

**5010-301**

The job \_\_\_\_ (\_\_\_\_:\_\_\_\_) is assigned to queue \_\_\_\_:\_\_\_\_ and is in the \_\_\_\_\_ state.

**Explanation:**

This job was assigned to this queue and is in this state. A notification-profile value requested that you be notified of the event job-assigned-to-queue.

**System action:**

Processing continues.

**User response:**

No response is required to this informational message.

**5010-302**

Message from the transform or the print backend program: \_\_\_\_.

**Explanation:**

The transform or the destination backend has sent a message. A notification-profile value requested that you be notified of the event detailed-messages.

**System action:**

Processing continues, unless the transform or the destination backend message indicates otherwise.

**User response:**

No response is required to this informational message unless a response is required by the transform or the destination backend message.

**5010-303**

The job \_\_\_\_ (\_\_\_\_:\_\_\_\_) cannot be scheduled to a destination.

**Explanation:**



There are no longer any actual destinations available that can support this job's attributes. The actual destination that supported this job's attributes when the job was submitted is no longer available. The job cannot be scheduled to process at a destination. A notification-profile value requested that you be notified of the event job-cannot-be-scheduled.

**System action:**

The job stays in the queue.

**User response:**

Resubmit the job to a different destination. If there are no destinations that accept this job, contact your support personnel and ask them to restore the actual destination that supported this job's attributes or to add a actual destination to this queue that also supports this job's attributes.

**5010-304**

The queue \_\_\_\_:\_\_\_\_ is backlogged.

**Explanation:**

InfoPrint Manager calculates that there are too many jobs in this queue for all the jobs to process within the time specified by the queue-backlog-upper-bound value. A notification-profile value requested that you be notified of the event queue-backlogged.

**System action:**

The queue continues to accept jobs, but there will be a delay before they process.

**User response:**

Alleviate the backlog by moving some of the jobs to a different queue or by adding destinations to this queue.

**5010-305**

The \_\_\_\_\_ \_\_\_\_ is shutting down.

**Explanation:**

This server has begun to shut down. A notification-profile value requested that you be notified of the event server-shutdown-started.

**System action:**

Jobs are not accepted by this server.

**User response:**

No response is required to this informational message.

**5010-306**

The destination \_\_\_\_:\_\_\_\_ needs administrator attention.

**Explanation:**

This destination needs attention from the administrator. A notification-profile value requested that you be notified of the event destination-needs-administrator.

**System action:**

The destination state is changed to needs-key-operator and the destination is disabled.

**User response:**

Check the error log for messages related to this failure.

**5010-307**

The destination \_\_\_\_:\_\_\_\_ requires a function that is not available.

**Explanation:**

The destination requires a function, such as duplex or offset stacking, that is not available. The function is disabled, but processing continues. A notification-profile value requested that you be notified of the event destination-function-unavailable.

**System action:**

Processing continues without the function.

**User response:**

If the function is required, contact your service representative.

**5010-308**

The license key of \_\_\_\_ was not found or is not valid. The product stops running on \_\_\_\_ . Contact your local representative immediately.

**Explanation:**

There is a problem with the locking criteria and the system fingerprint does not match the fingerprint of the license key.

**System action:**

The InfoPrint Manager software continues running in grace mode until the grace period ends.

**User response:**

Contact your local representative to receive a new license key before the grace period expires, otherwise the InfoPrint Manager software stops running on this system when the grace period ends.

**5010-309**

A server thread cannot register with the logging service.

**Explanation:**

A server thread could not register with the logging service. This message goes to the error log onl.

**System action:**

Processing continues, but some messages in the log may not contain complete information.

**User response:**

Contact your service representative.

**5010-310**

A server thread cannot cancel logging service registration

**Explanation:**

A server thread could not cancel its registration with the logging service.

**System action:**

Processing continues.

**User response:**

Contact your service representative.

**5010-311**

Cannot save local job IDs.

**Explanation:**

Local job IDs created by the communication daemon could not be saved in a file.

**System action:**

The local job IDs will be deleted when the server shuts down.

**User response:**

Use your local problem-reporting procedure to report this message.

**5010-312**

Cannot restore local job IDs.

**Explanation:**

The communication daemon could not find or open the file pdjobs that contains previously saved local job IDs. If this is the first time the communication daemon is started, this is an expected message.

**System action:**

InfoPrint Manager will not recognize local job IDs for jobs submitted before this communication daemon was started. Local job IDs will be created for new jobs.

**User response:**

If local job IDs should have been restored for existing jobs, check that the file pdjobs exists in the server directory and that its permissions are correct.

**5010-313**

The job \_\_\_\_ (\_\_\_\_) has timed out.

**Explanation:**

The job did not process in the time specified by the Pull Print Feature job processing timeout setting.

**System action:**

The server attempts to move the job back in the originating Anyplace queue.

**User response:**

Ensure that the Pull Print Feature job processing timeout setting is configured according to your print environment.

### **5010-314**

Cannot establish communications for the InfoPrint Manager GUI application windows.

#### **Explanation:**

The communications service could not be initialized.

#### **System action:**

The communication daemon continues to process commands, but cannot process the GUI application.

#### **User response:**

Exit from all the InfoPrint Manager GUI windows then start the communication daemon again.

### **5010-315**

The communication daemon is already running.

#### **Explanation:**

The communication daemon has already been started.

#### **System action:**

This communication daemon was not started.

#### **User response:**

No response is required to this informational message.

### **5010-316**

A communications error has occurred.

#### **Explanation:**

An error occurred while trying to process a request from a user interface.

#### **System action:**

The process failed.

#### **User response:**

Use your local problem-reporting procedure to report this message.

### **5010-317**

Cannot initialize device support system registration table.

#### **Explanation:**

An error occurred while trying to initialize the table that contains the registrations of the server device support systems.

#### **System action:**

The server attempts to continue running.

Contact your service representative.

### 5010-318

Too many device support systems are attempting to register with the server.

#### **Explanation:**

There are too many device support systems attempting to register with the server.

#### **System action:**

The server continues running, but some device support systems will not be available.

#### **User response:**

Use your local problem-reporting procedure to report this message. Contact your service representative.

### 5010-319

Starting the create request for \_\_\_\_ \_\_\_\_:\_\_\_\_\_.

#### **Explanation:**

The server is processing the request. This message goes to the error log only.

#### **System action:**

The request is processing.

#### **User response:**

No response is required to this informational message.

### 5010-320

The create request for \_\_\_\_ \_\_\_\_:\_\_\_\_\_ is complete.

#### **Explanation:**

The server has completed processing the request. This message goes to the error log only.

#### **System action:**

The server is available to process requests.

#### **User response:**

No response is required to this informational message.

### 5010-322

Job \_\_\_\_ (\_\_\_\_:\_\_\_\_) is added to the queue to be scheduled again.

#### **Explanation:**

The job has been added to the queue to be scheduled again because the destination that accepted the job can no longer process the job. A notification-profile value requested that you be notified of the event job-requeued.

**System action:**

InfoPrint Manager resubmitted this job to the same queue and will schedule it again.

**User response:**

No response is required to this informational message.

**5010-323**

Starting the delete request for \_\_\_\_ \_\_\_\_:\_\_\_\_.

**Explanation:**

The server is processing the request. This message goes to the error log only.

**System action:**

The request is processing.

**User response:**

No response is required to this informational message.

**5010-324**

The delete request for \_\_\_\_ \_\_\_\_:\_\_\_\_ is complete.

**Explanation:**

The server has completed processing the request. This message goes to the error log only.

**System action:**

The server is available to process requests.

**User response:**

No response is required to this informational message.

**5010-325**

Starting the set request for \_\_\_\_ \_\_\_\_:\_\_\_\_.

**Explanation:**

The server is processing the request. This message goes to the error log only.

**System action:**

The request is processing.

**User response:**

No response is required to this informational message.

**5010-326**

The set request for \_\_\_\_ \_\_\_\_:\_\_\_\_ is complete.

**Explanation:**

The server has completed processing the request. This message goes to the error log only.

**System action:**

The server is available to process requests.

**User response:**

No response is required to this informational message.

**5010-327**

Starting the pause request for \_\_\_\_ \_\_\_\_:\_\_\_\_.

**Explanation:**

The server is processing the request. This message goes to the error log only.

**System action:**

The request is processing.

**User response:**

No response is required to this informational message.

**5010-328**

The pause request for \_\_\_\_ \_\_\_\_:\_\_\_\_ is complete.

**Explanation:**

The server has completed processing the request. This message goes to the error log only.

**System action:**

The server is available to process requests.

**User response:**

No response is required to this informational message.

**5010-329**

Starting the resume request for \_\_\_\_ \_\_\_\_:\_\_\_\_.

**Explanation:**

The server is processing the request. This message goes to the error log only.

**System action:**

The request is processing.

**User response:**

No response is required to this informational message.

**5010-330**

The resume request for \_\_\_\_ \_\_\_\_:\_\_\_\_ is complete.

**Explanation:**

The server has completed processing the request. This message goes to the error log only.

**System action:**

The server is available to process requests.

**User response:**

No response is required to this informational message.

**5010-331**

Starting the disable request for \_\_\_\_ \_\_\_\_:\_\_\_\_.

**Explanation:**

The server is processing the request. This message goes to the error log only.

**System action:**

The request is processing.

**User response:**

No response is required to this informational message.

**5010-332**

The disable request for \_\_\_\_ \_\_\_\_:\_\_\_\_ is complete.

**Explanation:**

The server has completed processing the request. This message goes to the error log only.

**System action:**

The server is available to process requests.

**User response:**

No response is required to this informational message.

**5010-333**

Starting the enable request for \_\_\_\_ \_\_\_\_:\_\_\_\_.

**Explanation:**

The server is processing the request. This message goes to the error log only.

**System action:**

The request is processing.

**User response:**

No response is required to this informational message.

**5010-334**

The enable request for \_\_\_\_ \_\_\_\_:\_\_\_\_ is complete.

**Explanation:**

The server has completed processing the request. This message goes to the error log only.



**System action:**

The server is available to process requests.

**User response:**

No response is required to this informational message.

**5010-335**

Starting the clean request for \_\_\_\_ \_\_\_\_:\_\_\_\_.

**Explanation:**

The server is processing the request. This message goes to the error log only.

**System action:**

The request is processing.

**User response:**

No response is required to this informational message.

**5010-336**

The clean request for \_\_\_\_ \_\_\_\_:\_\_\_\_ is complete.

**Explanation:**

The server has completed processing the request. This message goes to the error log only.

**System action:**

The server is available to process requests.

**User response:**

No response is required to this informational message.

**5010-338**

The shutdown request for \_\_\_\_ \_\_\_\_ is complete.

**Explanation:**

The server has completed processing the request. This message goes to the error log only.

**System action:**

The shutdown request for this object has been processed. If the request was for a server and it completed without errors, the server no longer processes other requests.

**User response:**

No response is required to this informational message.

**5010-339**

Starting the create request for job \_\_\_\_ in server \_\_\_\_.

**Explanation:**

The server is processing the request. This message goes to the error log only.

**System action:**

The request is processing.

**User response:**

No response is required to this informational message.

2

**5010-342**

Starting the add document request.

**Explanation:**

The server is processing the request. This message goes to the error log only.

**System action:**

The request is processing.

**User response:**

No response is required to this informational message.

**5010-343**

Add document request for job \_\_\_\_ (\_\_\_\_) is complete.

**Explanation:**

The server has completed processing the request. This message goes to the error log only.

**System action:**

The server is available to process requests.

**User response:**

No response is required to this informational message.

**5010-344**

Starting the close job request.

**Explanation:**

The server is processing the request. This message goes to the error log only.

**System action:**

The request is processing.

**User response:**

No response is required to this informational message.

**5010-345**

The close request for job \_\_\_\_ (\_\_\_\_) is complete.

**Explanation:**

The server has completed processing the request. This message goes to the error log only.

**System action:**

The server is available to process requests.

**User response:**

No response is required to this informational message.

**5010-346**

Starting the modify job request.

**Explanation:**

The server is processing the request. This message goes to the error log only.

**System action:**

The request is processing.

**User response:**

No response is required to this informational message.

**5010-347**

The modify request for job \_\_\_\_ is complete.

**Explanation:**

The server has completed processing the request. This message goes to the error log only.

**System action:**

The server is available to process requests.

**User response:**

No response is required to this informational message.

**5010-348**

Starting the cancel job request.

**Explanation:**

The server is processing the request. This message goes to the error log only.

**System action:**

The request is processing.

**User response:**

No response is required to this informational message.

**5010-349**

The cancel request for the job \_\_\_\_ is complete.

**Explanation:**

The server has completed processing the request. This message goes to the error log only.

**System action:**

The server is available to process requests.

**User response:**

No response is required to this informational message.

2

**5010-350**

Starting the promote job request.

**Explanation:**

The server is processing the request. This message goes to the error log only.

**System action:**

The request is processing.

**User response:**

No response is required to this informational message.

**5010-351**

The promote request for the job \_\_\_\_ has been completed.

**Explanation:**

The server has completed processing the request. This message goes to the error log only.

**System action:**

The server is available to process requests.

**User response:**

No response is required to this informational message.

**5010-352**

Starting the pause job request.

**Explanation:**

The server is processing the request. This message goes to the error log only.

**System action:**

The request is processing.

**User response:**

No response is required to this informational message.

**5010-353**

The pause request for the job \_\_\_\_ (\_\_\_\_) in \_\_\_\_ \_\_\_\_:\_\_\_\_ has been completed.

**Explanation:**

The server has completed processing the request. This message goes to the error log only.

**System action:**

The server is available to process requests.

**User response:**

No response is required to this informational message.

**5010-354**

Starting the pause request for the current job on destination.

**Explanation:**

The server is processing the request. This message goes to the error log only.

**System action:**

The request is processing.

**User response:**

No response is required to this informational message.

**5010-355**

Starting the resume job request.

**Explanation:**

The server is processing the request. This message goes to the error log only.

**System action:**

The request is processing.

**User response:**

No response is required to this informational message.

**5010-356**

The resume request for the job \_\_\_\_ has been completed.

**Explanation:**

The server has completed processing the request. This message goes to the error log only.

**System action:**

The server is available to process requests.

**User response:**

No response is required to this informational message.

**5010-357**

Starting the resubmit request for job to destination \_\_\_\_.

**Explanation:**

The server is processing the request. This message goes to the error log only.

**System action:**

The request is processing.

**User response:**

No response is required to this informational message.

2

**5010-358**

Starting the resubmit request for all jobs in \_\_\_\_\_ to destination \_\_\_\_\_.

**Explanation:**

The server is processing the request. This message goes to the error log only.

**System action:**

The request is processing.

**User response:**

No response is required to this informational message.

**5010-359**

The resubmit request to destination \_\_\_\_\_ is complete.

**Explanation:**

The server has completed processing the request. This message goes to the error log only.

**System action:**

The server is available to process requests.

**User response:**

No response is required to this informational message.

**5010-360**

A version of an object in the print database directory \_\_\_\_\_ is not valid.

**Explanation:**

An object could not be restored.

**System action:**

The process failed.

**User response:**

Use your local problem-reporting procedure to report this message.

**5010-361**

Cannot deliver notification for event \_\_\_\_\_.

**Explanation:**

A notification event occurred, but the notification could not be delivered because notification service is not available. This message goes to the error log only.

**System action:**

The notification message is not delivered.

**User response:**

Shut down the server and start the server again. If the problem persists, contact your service representative.

**5010-362**

Starting the list request for \_\_\_\_ objects.

**Explanation:**

The server is processing the request. This message goes to the error log only.

**System action:**

The request is processing.

**User response:**

No response is required to this informational message.

**5010-363**

The list request for \_\_\_\_ objects is complete.

**Explanation:**

The server has completed processing the request. This message goes to the error log only.

**System action:**

The server is available to process requests.

**User response:**

No response is required to this informational message.

**5010-364**

Specify only one value for attribute \_\_\_\_.

**Explanation:**

This attribute cannot be set to more than one value.

**System action:**

InfoPrint Manager could not process the request.

**User response:**

Enter the command again and specify a single value for this attribute. To replace the existing value, use the = operator.

### 5010-365

Starting the list continuation request.

**Explanation:**

The server is processing the request. This message goes to the error log only.

**System action:**

The request is processing.

**User response:**

No response is required to this informational message.

### 5010-366

The list continuation request is complete.

**Explanation:**

The server has completed processing the request. This message goes to the error log only.

**System action:**

The server is available to process requests.

**User response:**

No response is required to this informational message.

### 5010-367

Starting the query job request.

**Explanation:**

The server is processing the request. This message goes to the error log only.

**System action:**

The request is processing.

**User response:**

No response is required to this informational message.

### 5010-368

The query job request is complete.

**Explanation:**

The server has completed processing the request. This message goes to the error log only.

**System action:**

The server is available to process requests.

**User response:**

No response is required to this informational message.



**5010-369**

Starting the query job continuation request.

**Explanation:**

The server is processing the request. This message goes to the error log only.

**System action:**

The request is processing.

**User response:**

No response is required to this informational message.

**5010-370**

The query job continuation request is complete.

**Explanation:**

The server has completed processing the request. This message goes to the error log only.

**System action:**

The server is available to process requests.

**User response:**

No response is required to this informational message.

**5010-371**

The server \_\_\_\_ received a \_\_\_\_ signal request from the destination \_\_\_\_:\_\_\_\_. The new destination state is \_\_\_\_.

**Explanation:**

The server is processing the request. This message goes to the error log only.

**System action:**

The request is processing.

**User response:**

No response is required to this informational message.

**5010-372**

The server \_\_\_\_ completed processing a \_\_\_\_ signal request from the destination \_\_\_\_:\_\_\_\_.

**Explanation:**

The server has completed processing the request. This message goes to the error log only.

**System action:**

The server is available to process requests.

**User response:**

No response is required to this informational message.

### 5010-373

The server \_\_\_\_ received a \_\_\_\_ signal request from the destination \_\_\_\_:\_\_\_\_.

**Explanation:**

The server is processing the request. This message goes to the error log only.

**System action:**

The request is processing.

**User response:**

No response is required to this informational message.

### 5010-374

Cannot rip a dpf job.

**Explanation:**

DPF jobs are not ripped, but instead are sent directly to the printer.

**System action:**

The process failed.

**User response:**

Change rip options or output-format attribute for the job so that dpf documents are not ripped.

### 5010-375

The last page value is ignored in page-select attribute.

**Explanation:**

The last page value in page-select attribute is not supported for DPF jobs. The value is ignored.

**System action:**

Processing continues.

**User response:**

No response is required to this informational message.

### 5010-376

SAP RFC call \_\_\_\_ failed.

**Explanation:**

The RFC call failed.

**System action:**

Processing may continue.

**User response:**

Check the error log for messages related to this failure.

**5010-377**

SAP RFC call \_\_\_\_ was successful.

**Explanation:**

The RFC call was successfully made.

**System action:**

Processing continues.

**User response:**

No response is required to this informational message.

**5010-379**

The server \_\_\_\_ received a \_\_\_\_ signal request from the destination \_\_\_\_:\_\_\_\_ for the job \_\_\_\_:\_\_\_\_. The job state reason was \_\_\_\_.

**Explanation:**

The server is processing the request. This message goes to the error log only.

**System action:**

The request is processing.

**User response:**

No response is required to this informational message.

**5010-383**

The server \_\_\_\_ received a \_\_\_\_ signal request from the destination \_\_\_\_:\_\_\_\_ for the job \_\_\_\_:\_\_\_\_.

**Explanation:**

The server is processing the request. This message goes to the error log only.

**System action:**

The request is processing.

**User response:**

No response is required to this informational message.

**5010-384**

The job \_\_\_\_ (\_\_\_\_: \_\_\_\_) was automatically rerouted to backup destination \_\_\_\_:\_\_\_\_ from queue \_\_\_\_:\_\_\_\_. The initially requested actual destination \_\_\_\_:\_\_\_\_ cannot process the job.

**Explanation:**

The job was automatically rerouted to a destination indicated by the **backup-destination** attribute. A notification-profile value requested that you be notified of the event job-rerouted.

**System action:**

The job has been rerouted and processing continues.

**User response:**

No response is required to this informational message

**5010-385**

InfoPrint Manager's attempt to automatically reroute the job \_\_\_\_ (\_\_\_\_:\_\_\_\_) to a backup destination failed. Actual destination \_\_\_\_:\_\_\_\_ that was requested to process the job is in \_\_\_\_ state.

**Explanation:**

InfoPrint Manager attempted to automatically reroute the job to a backup destination indicated by the **backup-destination** attribute. A notification-profile value requested that you be notified of the event **job-rerouted**.

**System action:**

InfoPrint Manager could not reroute the job to a backup destination.

**User response:**

No response is required to this informational message.

**5010-395**

The process \_\_\_\_ has been interrupted by the signal \_\_\_\_ (\_\_\_\_).

**Explanation:**

This process received a signal, such as one generated by a kill command. This message goes to the error log only.

**System action:**

The process handles the signal or terminates.

**User response:**

No response is required to this informational message. If the signal continues to interrupt this process, identify what person or process is sending the signal.

**5010-397**

The server \_\_\_\_ has received a signal request of UNKNOWN.

**Explanation:**

This server received an UNKNOWN signal from another server.

**System action:**

The server ignores the signal.

**User response:**

Contact your service representative.

**5010-398**

The destination \_\_\_\_:\_\_\_\_ received a \_\_\_\_ signal request from the server \_\_\_\_

**Explanation:**

The server is processing the request. This message goes to the error log only.

**System action:**

The request is processing.

**User response:**

No response is required to this informational message.

**5010-399**

The destination \_\_\_\_:\_\_\_\_ completed processing a \_\_\_\_ signal request from the server \_\_\_\_.

**Explanation:**

The server has completed processing the request. This message goes to the error log only.

**System action:**

The server is available to process requests.

**User response:**

No response is required to this informational message.

**5010-400**

Specify LocalJobID[.DocNumber] or GlobalJobID[.DocNumber].

**Explanation:**

When a document is referenced, the local or global job ID is required.

**System action:**

InfoPrint Manager could not process the request.

**User response:**

Enter the command again and specify the local or global job ID in the format ServerName:JobID or JobID.DocNumber.

**5010-401**

Cannot create directory \_\_\_\_.

**Explanation:**

An error occurred while trying to create this directory.

**System action:**

The process failed.

**User response:**

Contact your support personnel and ask them to check the permissions of the parent directory and to verify that the filesystem is not full. If the file is on a mounted filesystem, ask them to verify that the filesystem is properly mounted and operational.

### 5010-402

The length of time \_\_\_\_:\_\_\_\_ is not valid. Specify a length of time within the range \_\_\_\_:\_\_\_\_ - \_\_\_\_:\_\_\_\_.

#### **Explanation:**

The length of time is required to be within a time range.

#### **System action:**

InfoPrint Manager could not process the request.

#### **User response:**

Enter the command again and specify a time value that is within the range. If the time range is not acceptable, change the attribute values that are used to define the range.

### 5010-403

Cannot start the server \_\_\_\_ daemon. Return Code=\_\_\_\_. Check the error log for messages related to this failure.

#### **Explanation:**

An error occurred while trying to start the server daemon

#### **System action:**

The server is not started.

#### **User response:**

Check the error log for messages related to this failure.

### 5010-404

Cannot start server \_\_\_\_\_. Check the error log for messages related to this failure.

#### **Explanation:**

The server could not be started.

#### **System action:**

The server is not started.

#### **User response:**

Check the error log for messages related to this failure.

### 5010-405

Successfully started server \_\_\_\_\_.

#### **Explanation:**

The server started successfully.

#### **System action:**

The server is available for processing requests.

**User response:**

No response is required to this informational message.

**5010-406**

Creating default objects. Please wait.

**Explanation:**

Default objects are being created in the server.

**System action:**

Processing continues.

**User response:**

Wait for the default objects to be created.

**5010-408**

The server requires the PSF backend to be installed.

**Explanation:**

The PSF backend is required to be installed on the same machine as the server containing the actual destinations.

**System action:**

The process failed.

**User response:**

Install the PSF backend on the same machine as the server, move the server to a machine that already has the PSF backend installed, or create the PSF actual destination in a server on a machine that has the PSF backend installed.

**5010-409**

Cannot verify that the server is operational.

**Explanation:**

A server is required to be running for this request to be completed.

**System action:**

InfoPrint Manager could not process the request.

**User response:**

Enter the command again on a machine where a server is running.

**5010-410**

PSFAPI command \_\_\_\_\_ failed. Return code = \_\_\_\_\_.

**Explanation:**

An error occurred while trying to run a PSF command. This message goes to the error log only.

**System action:**

The process failed.

**User response:**

Verify localhost resolves correctly and **psfapd** is running or contact your service representative.

**5010-411**

Version number \_\_\_\_ of object \_\_\_\_ in print database is greater than the current version number \_\_\_\_.

**Explanation:**

While restoring the specified object from the print database, the server discovered that the version number of the object stored in the database is greater than the current version number for that object class. The most likely cause is that you applied service to your InfoPrint Manager server and then backed it off.

**System action:**

The server continues restoring the object.

**User response:**

If there are no further errors regarding the restore of this object, no action is needed.

**5010-412**

Current ulimit for data is set too low. The \_\_\_\_ process requires a minimum data ulimit of \_\_\_\_\_. System administrator must use ulimit -d.

**Explanation:**

You are not authorized to raise the current **ulimit** to the minimum level required. Before re-running this process, have the system administrator raise the data **ulimit** in your user profile with the **ulimit -d** command.

**System action:**

The process failed.

**User response:**

Have the system administrator raise the **ulimit**.

**5010-413**

Specify the value \_\_\_\_ in the format delivery-method:delivery-address.

**Explanation:**

The value is required to be in the format delivery-method:delivery-address

**System action:**

InfoPrint Manager could not process the request.

**User response:**

Enter the command again and specify the value in the format delivery-method:delivery-address.



**5010-415**

Specify an object name with 255 characters or fewer.

**Explanation:**

An object name cannot be longer than 255 characters.

**System action:**

InfoPrint Manager could not process the request.

**User response:**

Enter the command again and specify an object name with 255 characters or fewer.

**5010-416**

Document \_\_\_\_ is processed.

**Explanation:**

Successfully completed processing for this document. This message goes to the error log only.

**System action:**

Processing continues.

**User response:**

No response is required to this informational message.

**5010-417**

The result-set of job \_\_\_\_ (\_\_\_\_) is submitted to the PSF backend.

**Explanation:**

This job's result-set is being submitted to the PSF backend. This message goes to the error log only.

**System action:**

Processing continues.

**User response:**

No response is required to this informational message

**5010-418**

The request for job \_\_\_\_ (\_\_\_\_) returned from the PSF backend with the return code \_\_\_\_.

**Explanation:**

If the return code is 0, the request is accepted. If the return code is not zero, the PSF destination is disabled and in the needs-key-operator state. This message goes to the error log only.

**System action:**

If the return code is 0, processing continues. If it is not zero, the destination is in the needs-key-operator state and is disabled.

**User response:**

If the return code is a not zero, check the error log for messages related to this failure. Fix the problem and enable the destination.

**5010-419**

Unable to start SAPCBD \_\_\_\_.

**Explanation:**

The **sapcbd** does not start.

**System action:**

None.

**User response:**

Check the error log for messages related to this failure. Contact your service representative.

**5010-420**

Cannot open a status file for the PSF backend.

**Explanation:**

An error occurred while trying to open the status file that InfoPrint Manager uses to communicate with the PSF backend program. This message goes to the error log only.

**System action:**

The process failed.

**User response:**

Check for filesystem problems. For example, check if the /tmp filesystem is full. If this problem persists, contact your service representative.

**5010-421**

Cannot write to a status file for the PSF backend.

**Explanation:**

An error occurred while writing to the status file that InfoPrint Manager uses to communicate with the PSF backend program. This message goes to the error log only.

**System action:**

The process failed.

**User response:**

Check for filesystem problems. For example, check if the /tmp filesystem is full. If this problem persists, contact your service representative.

**5010-422**

Cannot duplicate the status file descriptor for the PSF backend.

**Explanation:**

An error occurred while trying to duplicate the file descriptor for the status file that InfoPrint Manager uses to communicate with the the PSF backend program. This message goes to the error log only.

**System action:**

The process failed.

**User response:**

Contact your service representative.

**5010-423**

Cannot initialize the status file for the PSF backend.

**Explanation:**

An error occurred while trying to initialize the status file that InfoPrint Manager uses to communicate with the the PSF backend program. This message goes to the error log only.

**System action:**

The process failed.

**User response:**

Contact your service representative.

**5010-424**

Cannot duplicate the device file descriptor.

**Explanation:**

An error occurred while trying to duplicate the file descriptor for the device file. This message goes to the error log only.

**System action:**

The process failed.

**User response:**

Contact your service representative.

**5010-425**

The notification service cannot communicate with the communication daemon \_\_\_\_.

**Explanation:**

A notification event occurred, but the notification cannot be delivered because the notification service to this communication daemon is not available. This message goes to the error log only.

**System action:**

The notification message is not delivered.

**User response:**

If the communication daemon is not running on the system identified by the IP address in the message, start the communication daemon. If the communication daemon is already running, contact your service representative.

### 5010-426

The server \_\_\_\_ received a \_\_\_\_ signal request from the communication daemon \_\_\_\_.

#### Explanation:

The server is processing the request. This message goes to the error log only.

#### System action:

The request is processing.

#### User response:

No response is required to this informational message.

### 5010-427

The server \_\_\_\_ completed processing a \_\_\_\_ signal request from the communication daemon \_\_\_\_.

#### Explanation:

The server has completed processing the request. This message goes to the error log only.

#### System action:

The server is available to process requests.

#### User response:

No response is required to this informational message.

### 5010-428

Successfully started SAPCBD \_\_\_\_.

#### Explanation:

The **SAPCBD** started.

#### System action:

None.

#### User response:

No response is required to this informational message.

### 5010-429

Server dynamically increased its named pipes allocation in /var/psm to \_\_\_\_.

#### Explanation:

The server increased the number of named pipes.

#### System action:

None.

**User response:**

Consider setting PD\_MAX\_PIPES so the server will start with this allocation.

**5010-430**

Syntax error. Usage: \_\_\_\_ ServerName

**Explanation:**

The syntax used for this command is not correct.

**System action:**

InfoPrint Manager could not process the request.

**User response:**

Enter the command again and specify the ServerName.

**5010-431**

The user attempting to run this program has no permission. Check the RESPONSE field of the message for further debug information.

**Explanation:**

The program requires privileges to perform certain operations, but the user attempting to run the program does not have an adequate authority level.

**System action:**

The program is not started.

**User response:**

Verify that the user running this program is the user specified in the IPM\_USER environment variable from the /etc/environment file.

**5010-432**

The server is listening for requests.

**Explanation:**

The server can now process commands.

**System action:**

Processing continues.

**User response:**

No response is required to this informational message.

**5010-433**

The server has been interrupted by the signal \_\_\_\_ (\_\_\_\_).

**Explanation:**

The server received a signal, such as one generated by the kill command.

**System action:**

The server terminates.

**User response:**

Identify the person or program sending the signal. Fix the problem and start the server again.

**5010-434**

The file \_\_\_\_ could not be transferred using the pipe-pull method. Return code = \_\_\_\_.

**Explanation:**

A failure occurred while trying to transfer a document using the pipe-pull transfer method. This message goes to the error log only.

**System action:**

The document will not process with the job.

**User response:**

No response is required to this informational message.

**5010-435**

SNMP is not active on the destination. SNMP must be active to perform the operation.

**Explanation:**

SNMP must be active on the destination to perform the operation.

**System action:**

InfoPrint Manager could not process the request.

**User response:**

Activate SNMP on the destination and try the request again.

**5010-436**

The \_\_\_\_\_ attribute must be set correctly on the destination to perform the operation.

**Explanation:**

The attribute must be set properly on the destination to perform the operation.

**System action:**

InfoPrint Manager could not process the request.

**User response:**

Set the attribute on the destination to the proper value and try the request again.

**5010-437**

The destination \_\_\_\_:\_\_\_\_ cannot register with the queue \_\_\_\_.

**Explanation:**

This destination could not register with the queue in the time indicated by the server's PD\_ENABLE\_TIMEOUT environment variable. A notification-profile value requested that you be notified of the event unable-to-register.

**System action:**

Jobs cannot be scheduled to this destination.

**User response:**

Verify that the server containing the queue named in the associated-queue attribute of the destination is running. If it is not running, start the server again. Check the error log for messages related to network problems that could keep the server containing the destination from communicating with the server containing the queue.

2

**5010-439**

The SNMP device operation failed with a \_\_\_\_\_ exception.

**Explanation:**

The request failed for the reason indicated.

**System action:**

InfoPrint Manager could not process the request.

**User response:**

Contact your service representative.

**5010-440**

A resource requested by the job is not supported by the destination assigned to this job.

**Explanation:**

The destination does not support the job's resource requirements. This message goes to the error log only.

**System action:**

The server tries to schedule the job on another destination.

**User response:**

No response is required to this informational message.

**5010-441**

A resource requested by the job is not ready on the destination assigned to this job.

**Explanation:**

The destination is not ready to support the job's resource requirements. This message goes to the error log only.

**System action:**

The server tries to schedule the job on another destination.

**User response:**

No response is required to this informational message.

#### **5010-444**

Printer \_\_\_\_ has an over temperature fuser.

#### **Explanation:**

The specified printer reported that it has an over temperature fuser.

#### **System action:**

Printing on this printer is stopped until the problem is corrected.

#### **User response:**

Fix the over temperature fuser problem.

#### **5010-445**

Printer \_\_\_\_ has an under temperature fuser.

#### **Explanation:**

The specified printer reported that it has an under temperature fuser.

#### **System action:**

Printing on this printer is stopped until the problem is corrected.

#### **User response:**

Fix the under temperature fuser problem.

#### **5010-446**

Printer \_\_\_\_ is running but has a missing input tray.

#### **Explanation:**

The specified printer reported that one of its input trays is missing, but that it is continuing to run using another tray.

#### **System action:**

The server continues processing.

#### **User response:**

No response is required to this informational message.

#### **5010-447**

Printer \_\_\_\_ has a missing input tray.

#### **Explanation:**

The specified printer reported that one of its input trays is missing.

#### **System action:**

Printing on this printer is stopped until the problem is corrected.



**User response:**

Attach the missing input tray to the printer.

**5010-448**

The SNMPv3 connection to printer \_\_\_\_\_ has been lost, using SNMPv1.

**Explanation:**

Due to parameters mismatch or network problems, the SNMPv3 connection to the selected printer was lost, but the SNMPv1 connection is working.

**System action:**

The SNMP connection will continue to work, but without data protection.

**User response:**

Check the SNMPv3 parameters or the network connectivity.

**5010-449**

Cannot determine the local hostname. Use your local problem-reporting procedure to report this message.

**Explanation:**

The local hostname could not be determined.

**System action:**

The process failed.

**User response:**

Use your local problem-reporting procedure to report this message.

**5010-450**

Cannot determine the local IP address.

**Explanation:**

The local host IP address could not be determined.

**System action:**

The process failed.

**User response:**

Use your local problem-reporting procedure to report this message.

**5010-451**

InfoPrint Manager is not properly installed.

**Explanation:**

The server was not able to start.

**System action:**

The process failed.

**User response:**

Use your local problem-reporting procedure to report this message.

**5010-452**

Cannot communicate with the communication daemon on port \_\_\_\_\_. Use your local problem-reporting procedure to report this message.

**Explanation:**

The communication daemon may not be running.

**System action:**

InfoPrint Manager could not process the request.

**User response:**

Use your local problem-reporting procedure to report this message. If the communication daemon is not running, start it again.

**5010-453**

Printer \_\_\_\_\_ has one or more missing printer supplies. To find which supply, see the printer console or the Printer Details Dialog in the InfoPrint Manager GUI.

**Explanation:**

The specified printer reported that one or more of its printer supplies is missing.

**System action:**

Printing on this printer is stopped until the problem is corrected.

**User response:**

To find which supply, see the printer console or the Printer Details Dialog in the InfoPrint Manager GUI. Attach the missing printer supply to the printer.

**5010-454**

The \_\_\_\_\_ to receive notification events from server \_\_\_\_\_ was successful.

**Explanation:**

The communication daemon successfully registered or unregistered with the server to receive event notification.

**System action:**

Processing continues.

**User response:**

No response is required to this informational message.

**5010-455**

Successfully cancelled event notification registration with server \_\_\_\_\_.

**Explanation:**

The communication daemon successfully cancelled its event notification registration with the server.

**System action:**

The communication daemon will no longer receive InfoPrint Manager Administrator GUI event notification from this server.

**User response:**

No response is required to this informational message.

**5010-456**

Starting a shutdown request of type \_\_\_\_ for \_\_\_\_ \_\_\_\_.

**Explanation:**

The server is processing the request. This message goes to the error log only.

**System action:**

The request is processing.

**User response:**

No response is required to this informational message.

**5010-457**

A waste printer supply collector for printer \_\_\_\_ is full.

**Explanation:**

The specified printer reported that it has a full printer supply collector.

**System action:**

Printing on this printer is stopped until the problem is corrected.

**User response:**

Empty the full printer supply collector.

**5010-458**

A waste printer supply collector for printer \_\_\_\_ is almost full.

**Explanation:**

The specified printer reported that it has an almost full printer supply collector.

**System action:**

The server continues processing.

**User response:**

No response is required to this informational message.

### 5010-459

Specify only one job to promote.

**Explanation:**

Only one job can be promoted at a time.

**System action:**

InfoPrint Manager could not process the request.

**User response:**

Enter the command again and specify only one job ID.

### 5010-460

Printer \_\_\_\_ is missing media.

**Explanation:**

The specified printer reported that it is missing media.

**System action:**

Printing on this printer may be stopped until the problem is corrected.

**User response:**

Load the missing media in to the printer.

### 5010-461

Printer \_\_\_\_ is moving offline.

**Explanation:**

The specified printer reported that it is moving offline.

**System action:**

Printing on this printer is stopped until the problem is corrected.

**User response:**

Bring the printer back online.

### 5010-462

Your minimum configuration is now active: Logical Destination: \_\_\_\_ | V Queue: \_\_\_\_ | V Actual Destination: \_\_\_\_ You may now issue InfoPrint Manager commands against these objects. To do a test print, enter: pdpr -p \_\_\_\_ /etc/motd A record of the InfoPrint Manager commands issued while this ran is in \_\_\_\_.

5010 : 463 Press Enter to continue or press Ctrl-C to cancel the request:

**Explanation:**

The **pdmincfg** utility successfully completed.

**System action:**

Processing continues.

**User response:**

No response is required to this informational message.

**5010-463**

Press Enter to continue or press Ctrl-C to cancel the request:

**Explanation:**

This prompt requires a response from you.

**System action:**

If you press the Enter key, the utility continues processing. If you press the Ctrl-C keys, your request is cancelled and no further processing occurs.

**User response:**

Press Enter to continue or press Ctrl-C to cancel the requeue.

**5010-464**

Printer \_\_\_\_ has an output bin that is almost full.

**Explanation:**

The specified printer reported that it has an almost full output bin.

**System action:**

The server continues processing.

**User response:**

Empty the output bin on the printer.

**5010-465**

Printer \_\_\_\_ has been powered off.

**Explanation:**

The specified printer reported that it has been powered off.

**System action:**

The server continues processing.

**User response:**

Power on the printer if you need to use it.

**5010-466**

Printer \_\_\_\_ is warming up.

**Explanation:**

The specified printer reported that it is warming up.

**System action:**

The server continues processing.

**User response:**

No response is required to this informational message.

**5010-467**

Incorrect number of PLACE commands.

**Explanation:**

The number of PLACE commands found on the **explicit-page-placement** attribute does not equal the total number of available enhanced n-up page partitions. If printing simplex, the number of PLACE commands should equal the number-up value. If printing duplex, the number of PLACE commands should equal the number-up value times 2.

**System action:**

InfoPrint Manager could not process the request.

**User response:**

Refer to the InfoPrint Manager documentation or use the **man** command to verify the attribute and its value and enter the command again.

**5010-468**

PLACE command values do not match output-format.

**Explanation:**

The partition numbers and/or sheet sides in the PLACE commands specified on the explicit-page-placement attribute do not match the partition order and sheet side values of the specified output-format. The values from the PLACE commands are used instead of the output-format values.

**System action:**

The server continues processing.

**User response:**

No response is required to this informational message.

**5010-469**

The SNMP function has encountered a serious error and shutdown. Server must be restarted to restore SNMP function.

**Explanation:**

The SNMP function encountered a serious problem and has been shutdown. SNMP can no longer be used to obtain printer status.

**System action:**

The server will continue to run but actual destinations will no longer detect printer status automatically.

**User response:**

Shutdown and restart the server to restore SNMP function.

**5010-470**

Creating logical printer \_\_\_\_.

**Explanation:**

This logical printer is being created.

**System action:**

Processing continues.

**User response:**

No response is required to this informational message.

**5010-471**

Creating queue \_\_\_\_.

**Explanation:**

This queue is being created.

**System action:**

Processing continues.

**User response:**

No response is required to this informational message.

**5010-472**

Enabling logical printer \_\_\_\_.

**Explanation:**

This logical printer is being enabled.

**System action:**

Processing continues.

**User response:**

No response is required to this informational message.

**5010-473**

Enter 1 or 2 for the type of physical printer to be created: 1 = Test physical printer that does not print to a printer device 2 = Physical printer that uses your attributes file

**Explanation:**

This prompt requires a response from you.

**System action:**

InfoPrint Manager is waiting for a response.

**User response:**

Enter 1 or 2.

### 5010-474

Enter the name of your printer attributes file:

**Explanation:**

This prompt requires a response from you.

**System action:**

InfoPrint Manager is waiting for a response.

**User response:**

Enter your printer attributes file name.

### 5010-475

The selected choice is not valid. Default selection 1 is used.

**Explanation:**

Your selection from the previous prompt was not valid. InfoPrint Manager defaulted to create a test physical printer that does not print to a printer device.

**System action:**

A test physical printer will be created.

**User response:**

No response is required to this informational message.

### 5010-476

Creating physical printer \_\_\_\_.

**Explanation:**

This physical printer is being created.

**System action:**

Processing continues.

**User response:**

No response is required to this informational message.

### 5010-477

Enabling physical printer \_\_\_\_.

**Explanation:**

This physical printer is being enabled.

**System action:**

Processing continues.

**User response:**

No response is required to this informational message.



**5010-478**

Cannot initialize objects from the InfoPrint Manager base directory. Check your PDBASE environment variable.

**Explanation:**

A sub-directory of the directory specified by the **PDBASE** environment variable could not be used to initialize objects.

**System action:**

The process failed.

**User response:**

Verify the pathname and permissions of the directory specified by the **PDBASE** environment variable and its sub-directories.

**5010-479**

Object identifier support memory allocation error. Return code = \_\_\_\_.

**Explanation:**

The object identifier support encountered a memory allocation error during initialization.

**System action:**

The process failed.

**User response:**

Contact your service representative.

**5010-480**

Starting to filter object class \_\_\_\_.

**Explanation:**

The server is searching for objects whose attributes may be returned in response to a filtered list request. This message goes to the error log only.

**System action:**

Processing continues.

**User response:**

No response is required to this informational message.

**5010-481**

Successfully completed filtering for object class \_\_\_\_.

**Explanation:**

The server finished searching for objects whose attributes are returned in response to a list request. This message goes to the error log only.

**System action:**

Processing continues.

**User response:**

No response is required to this informational message.

**5010-482**

The filter request requires an attribute, an operator and a value.

**Explanation:**

The filter criteria specified in the FilterText of the command is required to be in the format `<attribute><operator><value>`.

**System action:**

InfoPrint Manager could not process the request.

**User response:**

Refer to the InfoPrint Manager documentation or use the **man** command to verify the syntax for the filter criteria and enter the command again.

**5010-483**

The filter request requires a value.

**Explanation:**

A value is missing from the filter. The filter criteria specified in the FilterText of the command is required to be in the format `<attribute><operator><value>`.

**System action:**

InfoPrint Manager could not process the request.

**User response:**

Refer to the InfoPrint Manager documentation or use the **man** command to verify the syntax for the filter criteria and enter the command again.

**5010-484**

The filter request requires an operator before \_\_\_\_.

**Explanation:**

An operator is missing after the attribute. The filter criteria specified in the FilterText of the command is required to be in the format `<attribute><operator><value>`.

**System action:**

InfoPrint Manager could not process the request.

**User response:**

Refer to the InfoPrint Manager documentation or use the **man** command to verify the syntax for the filter criteria and enter the command again.

**5010-485**

Specify the == or =\* filter operator for attribute \_\_\_\_\_.

**Explanation:**

This attribute only supports the == (exact match) and =\* (match first part of value) operators.

**System action:**

InfoPrint Manager could not process the request.

**User response:**

Enter the command again and specify the == or =\* operator for this attribute.

**5010-486**

The operator \_\_\_\_\_ is not valid for attribute \_\_\_\_\_.

**Explanation:**

This operator is not valid for this attribute.

**System action:**

InfoPrint Manager could not process the request.

**User response:**

Refer to the InfoPrint Manager documentation or use the **man** command to verify the syntax for the filter criteria and enter the command again.

**5010-487**

The number of operands and operators is not valid for a filter request.

**Explanation:**

The number of operands and operators were not consistent with the syntax for the filter text:  
<attribute><operator><value>.

**System action:**

InfoPrint Manager could not process the request.

**User response:**

Refer to the InfoPrint Manager documentation or use the **man** command to verify the syntax for the filter criteria and enter the command again.

**5010-488**

Each open parenthesis in the filter request must have a close parenthesis.

**Explanation:**

An opening or closing parenthesis is missing from the filter request.

**System action:**

InfoPrint Manager could not process the request.

**User response:**

Enter the command again and specify a closing parenthesis for each opening parenthesis.

**5010-505**

Server \_\_\_\_ cannot find \_\_\_\_\_ \_\_\_\_.

**Explanation:**

This server could not find the object.

**System action:**

InfoPrint Manager could not process the request.

**User response:**

Verify that the object name is spelled correctly and enter the command again. If your request fails again, use your local problem-reporting procedure to report this message.

**5010-506**

Cannot shut down \_\_ within the allotted time.

**Explanation:**

InfoPrint Manager restricts the amount of time allotted to shutting down a server when 'now' is specified. The server did not shut down in this period of time.

**System action:**

The server is immediately terminated.

**User response:**

No response is required to this informational message.

**5010-507**

Job completed due to terminating transform.

**Explanation:**

This job completed because a terminating transform was run against it.

**System action:**

The job is completed without being sent to the associated destination.

**User response:**

No response is required to this informational message.

**5010-508**

Running transform \_\_\_\_\_.

**Explanation:**

The specified transform object is being run on this job.

**System action:**

The transform runs.

**User response:**

No response is required to this informational message.

**5010-509**

Current server memory usage at \_\_\_\_ percent of process limit.

**Explanation:**

This informational message is periodically logged so that server memory usage may be tracked during normal operations.

**System action:**

Processing continues.

**User response:**

No response is required to this informational message.

**5010-510**

Server memory usage dropped below lower threshold (\_\_\_\_.\_\_\_\_percent). Running exit: "\_\_\_\_".

**Explanation:**

The server memory usage dropped below the threshold specified in the server **lower-memory-usage-threshold** attribute.

**System action:**

The server runs the specified exit program.

**User response:**

No response is required to this informational message.

**5010-511**

Memory error \_\_ occurred while processing a previous memory error.

**Explanation:**

While trying to recover from a memory error, another memory error occurred. This message goes to the error log only.

**System action:**

Memory error recovery may not complete.

**User response:**

Contact your service representative.

**5010-512**

Server memory usage grew above upper threshold (\_\_\_\_.\_\_\_\_percent). Running exit: "\_\_\_\_";.

**Explanation:**

The server memory usage grew above the threshold specified in the server **upper-memory-usage-threshold** attribute.

**System action:**

The server runs the specified exit program.

**User response:**

Check the error log for subsequent messages indicating whether or not the exit program caused the server to properly recover from the memory usage constraint.

2

**5010-513**

Deadlock error. \_\_\_\_ is trying to wait on \_\_\_\_ which is waiting on \_\_\_\_\_. The server stopped processing.

**Explanation:**

A deadlock condition was detected. This message goes to the error log only.

**System action:**

The server stops processing.

**User response:**

Contact your service representative.

**5010-514**

Deadlock error. \_\_\_\_ is trying to wait on \_\_\_\_ which is waiting on \_\_\_\_ which is waiting on \_\_\_\_\_. The server stopped processing.

**Explanation:**

A deadlock condition was detected. This message goes to the error log only.

**System action:**

The server stops processing.

**User response:**

Contact your service representative.

**5010-515**

Catalog file \_\_\_\_ does not have expected version \_\_\_\_\_.

**Explanation:**

This catalog file does not have the expected version identifier. The catalog version and the version of InfoPrint Manager on this machine should match.

**System action:**

Processing continues.

**User response:**

Check the directories specified by the **NLSPATH** environment variable. If a catalog file does not have the expected version identifier, move the file to another directory.

**5010-516**

Day \_\_\_\_, month \_\_\_\_, year \_\_\_\_ is not a valid date.

**Explanation:**

These values could not be converted to a valid date. This message goes to the error log only.

**System action:**

InfoPrint Manager could not process the request.

**User response:**

No response is required to this informational message.

**5010-517**

InfoPrint Manager detected a memory problem. Returned report code \_\_\_\_.

**Explanation:**

InfoPrint Manager detected a memory problem.

**System action:**

InfoPrint Manager tries to recover from the error. If InfoPrint Manager cannot recover, the process terminates.

**User response:**

Contact your support personnel and ask them to shut down and restart the server.

**5010-518**

Memory error. InfoPrint Manager attempted to delete storage with invalid memory mark.

**Explanation:**

InfoPrint Manager detected an internal memory error.

**System action:**

The process terminates.

**User response:**

Contact your support personnel and ask them to shut down the server.

**5010-519**

Memory error. InfoPrint Manager attempted to delete storage with a size less than 0.

**Explanation:**

InfoPrint Manager detected an internal memory error.

**System action:**

The process terminates.

**User response:**

Contact your support personnel and ask them to shut down the server.

**5010-520**

Memory error. InfoPrint Manager attempted to delete memory more times than it was allocated.

**Explanation:**

InfoPrint Manager detected an internal memory error.

**System action:**

The process terminates.

**User response:**

Contact your support personnel and ask them to shut down the server.

**5010-521**

The server must have authority to access file \_\_\_.

**Explanation:**

The server requires authority to access this file to complete the request.

**System action:**

InfoPrint Manager could not process the request.

**User response:**

Check the access permissions of this file against the user and group authorities of the server.

**5010-522**

Cannot write to file \_\_\_\_.

**Explanation:**

An error occurred while trying to write to this file.

**System action:**

The process failed.

**User response:**

Verify that the specified file exists and has the correct permissions. Verify that the filesystem is not full. If the file is on a mounted filesystem, verify that the filesystem is properly mounted and operational.

**5010-523**

The \_\_\_\_\_:\_\_\_\_\_ has a problem child.

**Explanation:**

A child object of this object is in a problem state. A notification-profile value requested that you be notified of the event object-has-problem-child.

**System action:**



Processing continues.

**User response:**

No response is required to this informational message.

**5010-524**

The \_\_\_\_\_:\_\_\_\_\_ has no problem children.

**Explanation:**

No child objects of this object are in the problem state. A notification-profile value requested that you be notified of the event object-has-no-problem-children.

**System action:**

Processing continues.

**User response:**

No response is required to this informational message.

**5010-525**

Destination \_\_ successfully registered.

**Explanation:**

This destination successfully registered with the server that contains the queue with which it is associated. This message goes to the error log only.

**System action:**

Processing continues.

**User response:**

No response is required to this informational message.

**5010-526**

Destination \_\_ cannot register.

**Explanation:**

This destination could not register with the server that contains the queue with which it is associated. This message goes to the error log only.

**System action:**

The destination continues to try to register.

**User response:**

No response is required to this informational message.

**5010-527**

Cannot find destination \_\_.

**Explanation:**

The lpd gateway could not find this destination, and it is not the name of an InfoPrint Manager destination.

**System action:**

InfoPrint Manager could not process the request.

**User response:**

Verify the spelling of the destination name and enter the command again.

2

**5010-528**

Cannot create job \_\_\_\_ (\_\_\_\_:\_\_\_\_, \_\_\_\_).

**Explanation:**

The server could not create this job. This message goes to the error log only.

**System action:**

The job is not created or processed by the server.

**User response:**

Check the error log for messages related to this failure.

**5010-529**

Set the environment variable PDBASE.

**Explanation:**

The **PDBASE** environment variable is used to find InfoPrint Manager objects. The **PDBASE** environment variable is required to be set before the servers start.

**System action:**

The servers did not start.

**User response:**

Export **PDBASE** before starting the servers.

**5010-530**

The lpr gateway cannot process your request.

**Explanation:**

The AIX **enq** interface to the InfoPrint Manager gateway is not operational.

**System action:**

InfoPrint Manager could not process the request.

**User response:**

Use your local problem-reporting procedure to report this message.

**5010-531**

Specify a destination name.

**Explanation:**

A destination name is required for this command.

**System action:**

InfoPrint Manager could not process the request.

**User response:**

Use the **-P** flag or set the **LPDEST**, **PRINTER**, or **PDPRINTER** environment variable to the name of a destination.

**5010-532**

Cannot remove a job on a remote system.

**Explanation:**

The ability to remove jobs is not available to users on remote systems.

**System action:**

InfoPrint Manager could not process the request.

**User response:**

Allow this job to complete or use your local problem-reporting procedure and ask them to delete this job.

**5010-533**

Server \_\_\_\_ is not accepting list requests for objects of class \_\_\_\_.

**Explanation:**

The server attribute **disallow-list-object-classes** includes the requested object class, so the server will not accept the list request.

**System action:**

InfoPrint Manager could not process the request.

**User response:**

Retry the request again later. If the request continues to fail, contact your system administrator.

**5010-535**

InfoPrint Manager cannot process this request. The communication daemon is shutting down.

**Explanation:**

The communication daemon is shutting down and cannot accept new commands.

**System action:**

InfoPrint Manager could not process the request.

**User response:**

Use your local problem-reporting procedure to report this message. Enter the command after the communication daemon has been started again.

### 5010-536

Specify the local job ID.

**Explanation:**

A job number is required to delete a job.

**System action:**

InfoPrint Manager could not process the request.

**User response:**

Enter the command again and specify a job ID.

### 5010-537

A Windows printer definition already exists. Go to the Windows Printers panel and delete the printer named \_\_\_\_\_. You may need to cancel jobs on this Windows printer.

**Explanation:**

InfoPrint Manager needs to create a Windows printer for the actual destination to use. A Windows printer with this name already exists.

**System action:**

InfoPrint Manager could not process the request.

**User response:**

Remove the Windows printer and enter the command again.

### 5010-538

Unable to SNMP default attribute \_\_\_\_\_ on actual destination \_\_\_\_\_.

**Explanation:**

InfoPrint Manager was unable to default this attribute using SNMP provided information.

**System action:**

InfoPrint Manager could not set the attribute based on SNMP information.

**User response:**

Ensure the attribute is set correctly.

### 5010-539

The timeout period for the command has expired.

**Explanation:**

The timeout period defined by the **PD\_TIMEOUT** environment variable has expired. Results of this request may not be displayed.

**System action:**

If the command has been accepted by the communication daemon, processing continues, but the results are not communicated to the user.

**User response:**

Change the **PD\_TIMEOUT** environment variable and submit your request again, if necessary.

**5010-540**

The attribute `__` is ignored.

**Explanation:**

This attribute will be ignored during command processing.

**System action:**

The command is accepted and processing continues.

**User response:**

No response is required to this informational message.

**5010-541**

Specify a positive number for the attribute value.

**Explanation:**

This value is required to be set to a positive integer, cardinal, medium dimension, or another value type that does not include negative numbers.

**System action:**

InfoPrint Manager could not process the request.

**User response:**

Refer to the InfoPrint Manager documentation or use the **man** command to verify the syntax for this attribute value and enter the command again.

**5010-542**

Specify the results-profile attribute value `_____` in the format: `delivery-address:delivery-method:job-copies:event-comment`.

**Explanation:**

This value is required to be specified in the format `delivery-address:delivery-method:job-copies:event-comment`.

**System action:**

InfoPrint Manager could not process the request.

**User response:**

Enter the command again and specify the results-profile attribute value `_____` in the format: `delivery-address:delivery-method:job-copies:event-comment`

**5010-543**

Specify an associated-queue value that does not contain a pathname.

**Explanation:**

The value of the associated-queue attribute cannot contain a pathname.

**System action:**

InfoPrint Manager could not process the request.

**User response:**

Refer to the InfoPrint Manager documentation or use the **man** command to verify the syntax for the associated-queue attribute and enter the command again.

2

**5010-544**

No values match the filter value \_\_\_\_.

**Explanation:**

The search did not locate any matches for this filter value.

**System action:**

InfoPrint Manager could not process the request.

**User response:**

Refer to the InfoPrint Manager documentation or use the **man** command to verify the possible filter values and enter the command again.

**5010-545**

Cannot process the filter. An object identifier context cannot be determined.

**Explanation:**

The search located too many possible matches.

**System action:**

InfoPrint Manager could not process the request.

**User response:**

Refer to the InfoPrint Manager documentation or use the **man** command to verify the possible filter values and enter the command again.

**5010-546**

Some of the following values may not be supported. Possible values include: \_\_\_\_.

**Explanation:**

These possible values are listed to help you select a valid value for the attribute, but some of these values may not be supported.

**System action:**

Processing continues.

**User response:**

Enter this command again and specify a valid value.

**5010-547**

A client GUI has requested to \_\_\_\_ for events from server: \_\_\_\_.

**Explanation:**

A GUI wants to monitor or stop monitoring objects in the listed servers.

**System action:**

Processing continues.

**User response:**

No response is required to this informational message.

**5010-548**

Successfully created medium \_\_\_\_.

**Explanation:**

This medium object has been successfully created.

**System action:**

Processing continues.

**User response:**

No response is required to this informational message.

**5010-551**

Destination \_\_\_\_ does not support the combination of values specified in the \_\_\_\_\_ and \_\_\_\_\_ attributes of job \_\_\_\_ (\_\_\_\_:\_\_\_\_).

**Explanation:**

This destination does not support this combination of job attribute values. This message goes to the error log only.

**System action:**

The server tries to schedule the job to another destination.

**User response:**

If the job is successfully scheduled to another destination, no response is required. If the job is not scheduled, resubmit the job to another destination or modify the job attributes values so that the new combination is supported by a destination associated with this queue.

**5010-552**

The \_\_\_\_\_ \_\_\_\_\_ \_\_\_\_\_ is not supported by server \_\_\_\_.

**Explanation:**

The server does not support the value specified for a sub-component of an attribute. The server has a corresponding supported attribute that lists the acceptable values.

**System action:**

InfoPrint Manager could not process the request.

**User response:**

List the server's corresponding supported attributes and choose one of the values. Enter the command again and specify a supported value.

**5010-553**

All documents in the job must have the same value for \_\_\_\_\_.

**Explanation:**

The destination does not support different values for this attribute.

**System action:**

InfoPrint Manager could not process the request.

**User response:**

Submit the job again with the same attribute value for all the documents or submit different jobs for each document.

**5010-554**

The job \_\_\_\_\_ is in a terminating state and cannot be cancelled.

**Explanation:**

The job just finished processing and is being deleted or moved into a retained state.

**System action:**

If the job does not have a retention period set, it will be deleted. If the job has a nonzero retention-period value, it will be retained.

**User response:**

If the job does not have a retention period set, no response is required. If the job has a nonzero retention-period value, enter the command again and specify a job-retention-period of 0.

**5010-555**

The job \_\_\_\_\_ is considered complete and no more documents may be added.

**Explanation:**

The job has been marked complete because the server was told the last document had been sent, or the time allowed between requests was exceeded. The job will process as is and no more documents can be added to it.

**System action:**

InfoPrint Manager could not process the request.

**User response:**

If more documents are required in the job, delete this job and submit a new job that includes the additional documents.



**5010-556**

Unknown object identifier (OID) " \_\_\_\_\_ " encountered.

**Explanation:**

While processing this operation, the server encountered an object identifier that it did not recognize.

**System action:**

For some operations, the server can ignore the unknown OID and continue processing. If it cannot ignore the OID, the operation fails.

**User response:**

The most likely cause is a mismatch in the service levels between a client or pdserver running on a remote machine and the pdserver that is posting this error message. The remote system may be running one of the InfoPrint Manager Administration or Operation GUIs, Job Submission clients (such as InfoPrint Manager Submit Express, InfoPrint Manager Select, or any of the pdcommand clients for other version of UNIX), or another InfoPrint Manager pdserver instance that is sharing the namespace with this system. It is critically important to ensure that client and server levels are always synchronized. Verify the service levels of your interoperating clients and servers and update them all to the same level.

Another possible cause is that you applied service to your InfoPrint Manager server and then backed it off. If the error occurred after you backed off server, reapply the service that was backed off or restore your InfoPrint Manager system from a backup that was taken before the service was applied.

**5010-557**

The \_\_\_\_\_ value is not supported by server \_\_\_\_\_.

**Explanation:**

This server does not support the requested attribute value. The server has a corresponding supported attribute that lists the acceptable values.

**System action:**

InfoPrint Manager could not process the request.

**User response:**

List the server's corresponding supported attribute and choose one of the values. Enter the command again and specify a supported value.

**5010-558**

Job \_\_\_\_\_:\_\_\_\_\_ cannot be paused because it is past the last pausable point.

**Explanation:**

The destination is processing this job and it can no longer be paused.

**System action:**

The job completes.

**User response:**

No response is required to this informational message.

### 5010-559

Job \_\_\_\_: \_\_\_\_ cannot be paused because it is past the last pausable point.

#### **Explanation:**

The destination is processing this job and it can no longer be paused.

#### **System action:**

The job completes.

#### **User response:**

No response is required to this informational message.

### 5010-560

A \_\_\_\_\_ value for the \_\_\_\_\_ attribute is not listed as supported in the \_\_\_\_\_ attribute.

#### **Explanation:**

A requested value is not supported.

#### **System action:**

InfoPrint Manager could not process the request.

#### **User response:**

Enter the command again and use a supported value or modify the supported attribute to include the value you want to use. To identify the supported values, list the values of the supported attribute.

### 5010-561

Cannot create default objects for this server. Run pdcrdflt on a system where the communication daemon is operational.

#### **Explanation:**

The new server was started but default objects could not be created for it due to a problem with the communication daemon.

#### **System action:**

The server continues running.

#### **User response:**

On a system where the a communication daemon is operational, enter "pdcrdflt ServerName" where ServerName is the name of your server.

### 5010-562

Destination \_\_\_\_ in server \_\_\_\_ is disabled and cannot accept submission requests.

#### **Explanation:**

Disabled destinations cannot accept submission requests.

**System action:**

InfoPrint Manager could not process the request.

**User response:**

List the message attribute of the destination to see if there is a message from the administrator or operator indicating when the destination will be available. If there is no message, contact your support personnel and ask them when the destination will be enabled, or submit the job to another destination.

**5010-563**

Disable \_\_\_\_\_ in server \_\_\_\_\_ and try your request again.

**Explanation:**

This object must be disabled before it can be modified.

**System action:**

InfoPrint Manager could not process the request.

**User response:**

Disable the object and submit the modification request again.

**5010-564**

The initial-value-object \_\_\_\_\_ in server \_\_\_\_\_ cannot be modified while it is referenced by enabled destinations. Disable all destinations that use the initial-value-object and try your request again.

**Explanation:**

The initial-value-object lists enabled destinations in its logical-destinations-ready attribute. This initial-value-object cannot be modified when these destinations are enabled.

**System action:**

InfoPrint Manager could not process the request.

**User response:**

List the initial-value-object's logical-destinations-ready attribute and disable the destinations that are listed. Once these destinations are disabled, try your request again.

**5010-565**

Clean and disable destinations associated with object \_\_\_\_\_ in server \_\_\_\_\_ and try your request again.

**Explanation:**

Objects cannot be deleted if they contain jobs or are referenced by active destinations. For example, queues or servers cannot be deleted if they contain jobs, and queues and initial-value-jobs cannot be deleted if they are referenced by active destinations.

**System action:**

InfoPrint Manager could not process the request.

**User response:**

Clean and disable destinations referencing the object and try your request again.

### 5010-566

Cannot promote job \_\_\_\_ in server \_\_\_\_\_. The job is not pending.

#### Explanation:

The job must be in the pending state to be promoted.

#### System action:

InfoPrint Manager could not process the request.

#### User response:

Query the job to find its state. Perform the appropriate action to change the state to pending and try your request again.

### 5010-567

Cannot pause job \_\_\_\_ in server \_\_\_\_\_. The job is not pending, held, printing or processing.

#### Explanation:

The job must be in the pending, held, printing or processing state to be paused.

#### System action:

InfoPrint Manager could not process the request.

#### User response:

Query the job to find its state. If necessary, perform the appropriate action to change the state to pending or held and try your request again.

### 5010-568

Cannot resume job \_\_\_\_ in server \_\_\_\_\_. The job is not paused.

#### Explanation:

Only paused jobs can be resumed. Because the job was not paused, there is no need to resume it.

#### System action:

InfoPrint Manager could not process the request.

#### User response:

No response is required to this informational message.

### 5010-569

Cannot resubmit job \_\_\_\_ in server \_\_\_\_\_. The job is not in a pending, held, retained or unknown state.

#### Explanation:

The job must be in the pending, held, retained or unknown state to be resubmitted.

#### System action:

InfoPrint Manager could not process the request.

**User response:**

Query the job to find its state. If necessary, perform the appropriate action to change the state to pending, held, or retained and try your request again.

**5010-570**

The job submitted to destination \_\_\_\_\_ in server \_\_\_\_\_ contains no print file documents. Submit a job with at least one print file document.

**Explanation:**

The job is required to contain at least one print file document. This job did not contain any documents or only contained resource documents.

**System action:**

InfoPrint Manager could not process the request.

**User response:**

Submit the job again and specify a print file to be printed.

**5010-571**

Cannot remove the last print file document from job \_\_\_\_\_ in server \_\_\_\_\_.

**Explanation:**

The job is required to contain at least one print file document. The job cannot be modified to delete the last print file document.

**System action:**

InfoPrint Manager could not process the request.

**User response:**

Submit a modify request that does not delete the last print file document.

**5010-572**

Cannot change the current directory to \_\_\_\_\_.

**Explanation:**

A failure occurred while trying to change the current directory.

**System action:**

The process failed.

**User response:**

Check the pathname and permissions for the file and verify that it exists.

**5010-573**

Cannot delete file \_\_\_\_\_.

**Explanation:**

A failure occurred while trying to delete this file.

**System action:**

The process failed.

**User response:**

Check the permissions for this file and its containing directory.

2

**5010-574**

Cannot delete directory \_\_\_\_\_ and the files contained in it.

**Explanation:**

A failure occurred while trying to delete the specified directory and contained files.

**System action:**

The process failed.

**User response:**

Check the permissions for this file and its containing directory.

**5010-575**

Cannot read file \_\_\_\_\_.

**Explanation:**

This process does not have read permission to the specified file or the file does not exist.

**System action:**

The process failed.

**User response:**

Check the pathname and permissions for the file and verify that it exists.

**5010-576**

Cannot write to file \_\_\_\_\_.

**Explanation:**

This process does not have write permission to the specified file or the file does not exist.

**System action:**

The process failed.

**User response:**

Check the pathname and permissions for the file and verify that it exists. Verify that the filesystem is not full. If the file is on a mounted filesystem, verify that the filesystem is properly mounted and operational.

**5010-577**

Cannot execute file \_\_\_\_\_.

**Explanation:**

This process does not have execute permission to the specified file, or the file does not exist.

**System action:**

The process failed.

**User response:**

Check the pathname and permissions for the file and verify that it exists. Verify that the filesystem is not full. If the file is on a mounted filesystem, verify that the filesystem is properly mounted and operational.

**5010-578**

An error occurred in \_\_\_\_\_.

**Explanation:**

This system function returned an error.

**System action:**

The process failed.

**User response:**

Use your local problem-reporting procedure to report this message.

**5010-579**

\_\_\_\_\_ is not a valid date and time. Specify a time in the format: YYYYMMDDHHMMSS.S[Z]

**Explanation:**

The time value is required to be specified in the format YYYYMMDDHHMMSS.S[Z], where YYYY is the year, MM is the month, DD is the day, HH is the hour, MM is the minute, SS is the second, S is the tenth of second. The character Z can be specified to denote Greenwich mean time. If Z is not specified, the local time is used.

**System action:**

InfoPrint Manager could not process the request.

**User response:**

The time value is required to be specified in the format YYYYMMDDHHMMSS.S[Z], where YYYY is the year, MM is the month, DD is the day, HH is the hour, MM is the minute, SS is the second, S is the tenth of second, of the requested date and time value. Use the character Z to denote Greenwich mean time.

**5010-580**

Job \_\_\_\_\_ (\_\_\_\_\_:\_\_\_\_\_) is scheduled to destination \_\_\_\_\_.

**Explanation:**

This job is being sent to the destination to be processed. This message goes to the error log only.

**System action:**

Processing continues.

**User response:**

No response is required to this informational message.

**5010-581**

Successfully resubmitted the following jobs to destination \_\_\_\_.

**Explanation:**

The jobs following this message were successfully resubmitted to the requested destination.

**System action:**

These jobs were resubmitted.

**User response:**

No response is required to this informational message.

**5010-582**

Specify unique values for the key components of attribute \_\_\_\_\_.

**Explanation:**

The key components of this complex attribute are required to be unique among all the values for the attribute.

**System action:**

InfoPrint Manager could not process the request.

**User response:**

Enter the request again and specify unique values for the key attribute components.

**5010-583**

Do you want to create a new server named \_\_\_\_? Enter y or Y to continue and create the server, enter n or N to cancel the request.

**Explanation:**

You have requested to create a new server. This prompt requires a response from you.

**System action:**

If you enter **y** or **Y**, a new server of this name will be created. If you enter **n** or **N** (or anything other than **y** or **Y**), the request is cancelled and no further processing occurs.

**User response:**

Enter **y** or **Y** to continue and create the server, or enter **n** or **N** to cancel the request.

**5010-584**

Unknown locale string "\_\_\_\_" encountered.

**Explanation:**



While processing this operation, the server encountered a locale string that it did not recognize. The most likely cause is that two or more InfoPrint Manager servers are sharing the namespace, and they are at different service levels. Another possible cause is that you applied service to your InfoPrint Manager server and then backed it off.

**System action:**

The server ignores the unknown locale and defaults to using the server locale.

**User response:**

Verify the service levels of your interoperating servers and update them to the same level. If the error occurred after you backed off service, no action is needed.

2

**5010-585**

Destination \_\_\_\_ cannot be enabled. The server \_\_\_\_ cannot find \_\_\_\_ referenced by attribute \_\_\_\_.

**Explanation:**

The destination cannot be enabled. The server cannot find this object, which is referenced by an attribute of the destination.

**System action:**

InfoPrint Manager could not process the request.

**User response:**

Verify that the attribute value is correct and that the referenced object is created, and try your request again.

**5010-586**

Cannot enable destination \_\_\_\_ on server \_\_\_\_\_. A value for the associated-queue destination attribute is required.

**Explanation:**

The name of a queue with which to associate the destination is required to enable a destination.

**System action:**

InfoPrint Manager could not process the request.

**User response:**

Set the associated-queue attribute of the destination and try your request again.

**5010-587**

The file \_\_\_\_ containing the contents of one of the documents of job \_\_\_\_ cannot be accessed by server \_\_\_\_.

**Explanation:**

InfoPrint Manager is attempting to transfer the job to another server for processing or respooling. The server cannot access the file containing the document contents that was originally sent to it.

**System action:**

InfoPrint Manager could not process the request.

**User response:**

Contact your support personnel and ask them to verify that the server still has access to the filesystem.

**5010-588**

Cannot authenticate principal "\_\_\_\_". A DCE error occurred during \_\_\_\_

**Explanation:**

The server could not authenticate itself due to a DCE error. This message is normally followed by message **5010-589**, which contains the DCE-supplied description of the error.

**System action:**

The process failed.

**User response:**

Respond to the DCE message. If the error is "requested key is unavailable", verify that this server's name has been added to the key table on the machine where the server is running.

**5010-589**

The DCE message text is: \_\_\_\_

**Explanation:**

This is the message text from DCE describing the DCE error.

**System action:**

This depends on the error from DCE.

**User response:**

This message is normally preceded by an error message describing the action attempted when the error occurred. Refer to the explanation of that message for specific error-handling procedures and refer to the DCE message explanation.

**5010-590**

The server cannot delete directory \_\_\_\_ from the DCE namespace.

**Explanation:**

The server attempted to delete this directory from the DCE namespace and failed.

**System action:**

The server continues processing.

**User response:**

Use the DCE utility **dcecp** to verify that DCE is operating correctly. Verify that the account under which the server is running has the necessary DCE directory permissions. Use the DCE utility **dcecp** to manually delete the directory if necessary.

**5010-591**

Cannot authorize an operation for object \_\_\_\_\_. A DCE error occurred during \_\_\_\_\_.

**Explanation:**

The server could not authorize an operation due to a DCE error.

**System action:**

The process failed.

**User response:**

Examine the DCE message and take corrective action as suggested by that message. If the error is "ACL object not found", use the DCE utility **dcecp** to ensure that the object exists. Use the **dcecp** create utility to manually create a directory or object if necessary.

**5010-592**

Cannot delete server \_\_\_\_\_ while it contains jobs. To delete the jobs, clean the server.

**Explanation:**

Servers cannot be deleted if they contain jobs.

**System action:**

InfoPrint Manager could not process the request.

**User response:**

Clean the server and try your request again.

**5010-593**

Cannot read file \_\_\_\_\_.

**Explanation:**

This file could not be read.

**System action:**

The process failed.

**User response:**

Check the pathname and permissions for the file and verify that it exists.

**5010-594**

Syntax error. Usage: \_\_\_\_\_ AIXQueueName InfoPrintQueueName

**Explanation:**

The syntax for this command is not correct.

**System action:**

InfoPrint Manager could not process the request.

**User response:**

Enter the command as shown above.

### 5010-595

Cannot find AIX print queue \_\_\_\_\_ in file \_\_\_\_\_.

#### **Explanation:**

The AIX print queue could not be found in this file.

#### **System action:**

InfoPrint Manager could not process the request.

#### **User response:**

Verify that the print queue name was spelled correctly and that the print queue exists on this system. Submit the request again and specify a different print queue name, or submit the request on a system where this print queue exists.

### 5010-596

The AIX queue backend \_\_\_\_\_ in file \_\_\_\_\_ is not recognized.

#### **Explanation:**

The requested AIX print queue has this backend program associated with it. This backend program is not recognized as one that allows the print queue to be converted to an InfoPrint Manager destination.

#### **System action:**

InfoPrint Manager could not process the request.

#### **User response:**

Verify the spelling of the print queue name. Submit the request again and specify a different print queue name.

### 5010-597

Syntax error. Usage: \_\_\_\_\_ AIXQueueName ServerName PhysicalPrinterName InfoPrintQueueName

#### **Explanation:**

The syntax of the command is not correct.

#### **System action:**

InfoPrint Manager could not process the request.

#### **User response:**

Enter the command as shown.

### 5010-598

Log in to DCE and try your request again.

#### **Explanation:**

When a server is started for the first time, the initial set of objects is created by executing the utility **pdcrdflt**. This utility issues **pdcreate** commands, which require administrative authority. You are not currently logged in to DCE, which means you do not have administrative authority, and commands generated by **pdcrdflt** will fail. This message is normally followed by message prompt **5010-599**.

**System action:**

InfoPrint Manager could not process the request.

**User response:**

Reply to the message prompt **5010-599**.

**5010-599**

Do you wish to continue? Enter y or Y to continue, enter n or N to cancel this request.

**Explanation:**

You have requested to create default objects, but you are not logged into DCE. This prompt requires a response from you. This is a prompt to verify whether or not you wish to continue with this utility. If you continue, any of the commands requiring authorization will fail.

**System action:**

If you enter **y** or **Y**, the request continues but default objects will not be created because you do not have the authority to create default objects. If you enter **n** or **N** (or anything other than **y** or **Y**), the request is cancelled and no further processing occurs.

**User response:**

Enter **y** or **Y** to continue the **pdcrdflt** utility, or enter **n** or **N** to cancel this request so you can log in to DCE and try the **pdcrdflt** utility again.

**5010-600**

The attribute \_\_\_\_\_ is not valid for object class \_\_\_\_\_.

**Explanation:**

The attribute is not allowed for this object class.

**System action:**

InfoPrint Manager could not process the request.

**User response:**

Refer to the InfoPrint Manager documentation or use the **man** command for a list of the attributes that are valid for this object class and enter the command again without specifying this attribute.

**5010-601**

Message from destination \_\_\_\_\_:

**Explanation:**

The following notification message is from this destination.

**System action:**

InfoPrint Manager sends the remainder of the notification message.

**User response:**

See the following message.

**5010-602**

The s370-channel-slot-number value \_\_\_\_ is not valid. Specify a number in the range 1-8 or 11-18.

**Explanation:**

The **s370-channel-slot-number** contains a value that is not valid. The value must be between 1 and 8 or between 11 and 18.

**System action:**

InfoPrint Manager could not process the request.

**User response:**

Check the slot number of the System/370 channel card installed in this machine. Enter the command again and set the **s370-channel-slot-number** attribute to this number.

**5010-603**

The s370-channel-device-address value \_\_\_\_ is not valid. Specify a two-digit hexadecimal number.

**Explanation:**

The **s370-channel-device-address** contains a value that is not valid. The value must consist of two hexadecimal digits.

**System action:**

InfoPrint Manager could not process the request.

**User response:**

Check the address of the printer on the System/370 channel. Enter the command again and set the **s370-channel-device-address** to these two hexadecimal digits.

**5010-604**

The DCE message text is not available. The DCE status = \_\_\_\_ and the message inquiry status = \_\_\_\_.

**Explanation:**

The DCE message text could not be retrieved. The DCE status code for the message text is listed along with the status code from the dce\_error\_inq\_text call.

**System action:**

This depends on the DCE error.

**User response:**

This message is normally preceded by an error message describing the operation being attempted when the error occurred. Refer to the explanation of that message for specific error handling procedures.

**5010-605**

To delete retained job \_\_\_\_ (\_\_\_\_:\_\_\_\_), specify a retention-period of 0.

**Explanation:**

A retained job cannot be deleted unless a retention-period of 0 is set.

**System action:**

InfoPrint Manager could not process the request.

**User response:**

Enter the command again and specify a job-retention-period of 0.

**5010-606**

The value \_\_\_\_\_ that was specified or defaulted for attribute \_\_\_\_\_ is not supported by the destination or by any of its associated actual destinations.

**Explanation:**

This value was specified or defaulted when the job was submitted. Neither the destination nor any of its associated actual destinations support this value.

**System action:**

InfoPrint Manager could not process the request.

**User response:**

If submitting or resubmitting a job, modify the request or select a destination that supports the values. If modifying a previously submitted job, resubmit the job to a destination that can support the values and then modify the job.

**5010-607**

Attribute destination-data-stream value \_\_\_\_\_ is not supported for attachment-type of \_\_\_\_\_.

**Explanation:**

This data stream is not supported for the attachment type.

**System action:**

InfoPrint Manager could not process the request.

**User response:**

Change either the **destinaton-data-stream** value or the attachment-type value and retry the command.

**5010-608**

Cannot write to AIX device file \_\_\_\_\_.

**Explanation:**

The device name must specify an existing AIX device or file. A user must have write permission to the device or file.

**System action:**

InfoPrint Manager could not process the request.

**User response:**

Specify an existing device or check with your AIX system administrator to correct the device permissions, and then retry the command.

**5010-610**

The error log file is full. New log information will be written to a new file.

**Explanation:**

The log file size has exceeded the size specified in the log's log-size attribute.

**System action:**

While this server continues to run, log information will be written to a new file.

**User response:**

If logging information to a new error log file is not important to you, no response is necessary. To prevent the error log from creating a new log file, increase the log-size, set log-wrap to "true" or stop and restart the server.

**5010-611**

Server \_\_\_\_ is not yet operational. Still attempting to communicate with the server...

**Explanation:**

InfoPrint Manager is attempting to verify that the specified server is operational by sending it an InfoPrint Manager command. The command has not been able to complete successfully yet.

**System action:**

InfoPrint Manager continues to try to contact the server.

**User response:**

To cancel this request, press Ctrl-C. No response is necessary to continue processing. If this message is repeated several times, check the error log for messages related to this failure.

**5010-612**

You must be authorized to perform this operation on object \_\_\_\_.

**Explanation:**

You are not authorized to perform this operation on this object.

**System action:**

InfoPrint Manager could not process the request. If multiple objects or operations were requested, the server may continue processing the other requests.

**User response:**

Verify that you are logged into DCE. If you are logged in and you require access, contact your support personnel and ask them to submit the request or give you access to the object.



**5010-613**

Too many documents were requested. The number of documents requested, \_\_\_\_\_, is calculated from the specified or defaulted values of \_\_\_\_\_ and \_\_\_\_\_. The number of documents requested exceeds the \_\_\_\_\_ value of the destination or all of its associated actual destinations.

**Explanation:**

The number of documents requested in a job must be less than the value of the **maximum-copies-supported** attribute of the destination and at least one of its associated actual destinations.

**System action:**

InfoPrint Manager could not process the request.

**User response:**

If submitting or resubmitting a job, modify the request or select a destination that supports the values. If modifying a previously submitted job, resubmit the job to a destination that can support the values and then modify the job. If necessary, submit several jobs with fewer documents in each job.

**5010-614**

The component \_\_\_\_\_ of attribute \_\_\_\_\_ is not supported by the server \_\_\_\_\_

**Explanation:**

This attribute component is not supported by the server.

**System action:**

InfoPrint Manager could not process the request.

**User response:**

Enter the command again and do not specify a value for the unsupported component of the attribute.

**5010-615**

The server has successfully logged in to DCE as \_\_\_\_\_.

**Explanation:**

The server has logged in to DCE as this principal name.

**System action:**

Processing continues.

**User response:**

No response is required to this informational message.

**5010-616**

You must be authorized to object \_\_\_\_\_ to perform this operation on jobs associated with it.

**Explanation:**

This object controls the authorization for this request. You do not have the authorization to complete this request.

**System action:**

InfoPrint Manager could not process the request. If multiple objects or operations were requested, the server may continue processing the requests.

**User response:**

If this request is necessary, contact your support personnel and ask them to submit the request or give you access to the object.

2

**5010-617**

Cannot copy file \_\_\_\_.

**Explanation:**

A file copy operation could not be completed. One possible reason is that the filesystem where **PDBASE** is located does not have enough space to hold a copy of the file.

**System action:**

The process failed.

**User response:**

Submit the job again and specify a transfer-method of with-request. If this error occurs again, use your local problem-reporting procedure to report this message.

**5010-618**

The server \_\_\_\_ is already operational.

**Explanation:**

The server is already active and cannot be started again.

**System action:**

InfoPrint Manager could not process the request.

**User response:**

No response is required to this informational message.

**5010-619**

Cannot set or modify the following attributes after the object is created.

**Explanation:**

Values for the attributes listed may only be set at the time the object is created. These attributes cannot be modified after the object is created.

**System action:**

This is the **pdl**s command response.

**User response:**

No response is required to this informational message.

## 5010-620

The following attributes can be set with either the `pdcreate` command or the `pdset` command.

### Explanation:

Values for the attributes listed may be set at the time the object is created using the **pdcreate** command or after the object is created using the **pdset** command.

### System action:

This is the **pdl**s command response.

### User response:

No response is required to this informational message.

## 5010-621

Global characters (\*) cannot be used in object names.

### Explanation:

Global characters (\*) cannot be used in an object name. Global characters (\*) can be used as part of a server name when the server name qualifies an object name. For example, **server\*:object** is a valid use of the global character.

### System action:

InfoPrint Manager could not process the request.

### User response:

Enter the command again without specifying a global character in the object name.

## 5010-622

The communication daemon does not support this command.

### Explanation:

The communication daemon has received a command request that it does not support.

### System action:

InfoPrint Manager could not process the request.

### User response:

Verify that the command is spelled correctly. If it is, contact your support personnel and ask them to install the client again.

## 5010-623

The process is listening on port \_\_\_\_.

### Explanation:

This message displays the number of the TCP port that the process is using to listen for requests. This message goes to the error log only.

### System action:

Processing continues.

**User response:**

No response is required to this informational message.

**5010-624**

Each opening quote (' or ") must have a closing quote. \_\_

**Explanation:**

A single or double quote character does not have a matching quote. The append text shows where the error was detected.

**System action:**

InfoPrint Manager could not process the request.

**User response:**

Enter the command again using matching quotes.

**5010-625**

Cannot recognize \_\_\_\_\_ \_\_\_\_.

**Explanation:**

InfoPrint Manager does not recognize the attribute or attribute value.

**System action:**

InfoPrint Manager could not process the request.

**User response:**

Refer to the InfoPrint Manager documentation or use the **man** command for a description of the possible attributes or values and enter the command again.

**5010-626**

Value \_\_\_\_ is not valid. Specify a value within the range \_\_\_\_ to \_\_\_\_.

**Explanation:**

This value is required to be between the upper and lower bounds of this range.

**System action:**

InfoPrint Manager could not process the request.

**User response:**

Enter the command again and specify a value within the range.

**5010-628**

Cannot DCE login principal \_\_\_\_\_. A DCE error occurred during \_\_\_\_\_.

**Explanation:**

The server could not perform a dce\_login due to a DCE error. The name of the principal under which the server was attempting to log in is displayed along with the DCE API that returned the error. This message is normally followed by message **5010-589**, which contains the DCE-supplied description of the error.

**System action:**

The process failed.

**User response:**

Respond to the DCE message. If DCE reports that the requested key is not available, verify that this server's name has been added to the key table on the local machine.

**5010-629**

Cannot determine DCE identity. Use your local problem-reporting procedure to report this message. Cannot acquire network identity due to error \_\_\_\_ from sec\_login\_inquire\_net\_info.

**Explanation:**

The DCE network identity for this user could not be acquired by the client due to error in sec\_login\_inquire\_net\_info.

**System action:**

The process failed.

**User response:**

Contact your support personnel and ask them to check the error log for DCE-related errors.

**5010-630**

Cannot create \_\_\_\_\_ from \_\_\_\_ for attribute \_\_\_\_\_.

**Explanation:**

An attribute value was specified that is not valid for this multiple-component attribute.

**System action:**

InfoPrint Manager could not process the request.

**User response:**

Enter the command again and specify a valid value for the multiple-component attribute. Refer to the InfoPrint Manager documentation or use the **man** command for a description of the possible values for this attribute.

**5010-631**

System function \_\_\_\_ returned error number \_\_\_\_.

**Explanation:**

A call was made to a system function or command that returned an error code.

**System action:**

The server attempts to continue processing.

**User response:**

Refer to your system documentation to look up the error value. If you cannot determine the cause of the failure, contact your service representative.

**5010-632**

System function \_\_\_\_ returned error number \_\_\_\_: \_\_\_\_

**Explanation:**

A call was made to a system function or command that returned an error code.

**System action:**

The server attempts to continue processing.

**User response:**

If you cannot determine the cause of the failure, contact your service representative.

**5010-635**

Destination \_\_\_\_ has shut down and job \_\_\_\_ was aborted.

**Explanation:**

The destination has shut down and the job was deleted. A notification-profile value requested that you be notified of the **eventdestination-shutdown-job-aborted**.

**System action:**

The process failed.

**User response:**

No response is required to this informational message.

**5010-636**

The return code \_\_\_\_ from a system command is not valid.

**Explanation:**

The server could not read the return code from a system command.

**System action:**

The process failed.

**User response:**

Shut down the server and start the server again.

**5010-637**

Cannot communicate with the communication daemon at \_\_\_\_ to remove the temporary document file \_\_\_\_.

**Explanation:**

The server could not communicate with the communication daemon. The temporary document file could not be deleted.

**System action:**

The process failed.

**User response:**

Use your local problem-reporting procedure to report this message. Contact your support personnel and ask them to delete the file and restart the communication daemon.

**5010-640**

Cannot create a DCE login context. A DCE error occurred during \_\_\_\_.

**Explanation:**

The process could not create a DCE login context due to a DCE error.

**System action:**

The process failed.

**User response:**

Contact your support personnel and ask them to examine the DCE message and take corrective action as suggested by that message. If the error is "connection request rejected", try stopping the server being used as the communication daemon and start the server again.

**5010-641**

Successfully shut down the communication daemon.

**Explanation:**

The communication daemon (**psmd**) has shut down.

**System action:**

The communication daemon is no longer available.

**User response:**

No response is required to this informational message.

**5010-642**

InfoPrint Manager server \_\_\_\_ detected a memory shortage and is attempting to recover memory.

**Explanation:**

InfoPrint Manager detected a memory shortage and is attempting to recover memory.

**System action:**

InfoPrint Manager attempts to recover memory.

**User response:**

No response is required to this informational message.

**5010-643**

Archive file created from \_\_\_\_ \_\_\_\_.

**Explanation:**

An archive file was created from this object.

**System action:**

Processing continues.

**User response:**

No response is required to this informational message.

2

**5010-644**

The default class is job. \_\_\_\_ is not a valid job ID. Specify a valid job ID or use the -c flag to specify a different class.

**Explanation:**

The default class is job and a valid job ID was expected.

**System action:**

The process failed.

**User response:**

Specify a valid job ID or use the -c flag to specify a different class.

**5010-645**

Cannot verify that the server is operational because your DCE login has expired.

**Explanation:**

Cannot verify that the server is operational because your DCE login has expired.

**System action:**

InfoPrint Manager could not process the request.

**User response:**

Log into DCE and issue the command `pdls -c server ServerName` to verify your server is operational. If the **pdls** command fails start the server again.

**5010-646**

Job \_\_\_\_:\_\_\_\_ \_\_\_\_: \_\_\_\_.

**Explanation:**

The start-message, end-message, start-wait-message or message-from-operator for this job.

**System action:**

Processing continues.

**User response:**

No response is required to this informational message.



**5010-647**

No memory is available for the InfoPrint Manager server \_\_\_\_\_. Attempting shut down.

**Explanation:**

The server has no memory to process commands.

**System action:**

The server is automatically shut down.

**User response:**

Start the server again. If the server does not restart successfully, take the following action:

1. Enter the command `ulimit -d` from the AIX command line. This returns the maximum amount of data a process can use.
2. Edit the file in `/usr/lpp/pd/bin` you are using to start the server.
3. If the line containing "`ulimit -d <value>`" is remarked out, delete the **#** remark, set the value to the value returned from the **ulimit** entered at the AIX command line and increase the value by 10%.
4. If the line containing the **ulimit** command is not remarked out, increase the current value by 10%.
5. Start the server again.

**5010-648**

The InfoPrint Manager server \_\_\_\_\_ is using \_\_\_\_\_ percent of its available memory.

**Explanation:**

The server has used the specified amount of its available memory. This message goes to the error log only.

**System action:**

The server will shut down automatically if memory usage reaches 90 percent.

**User response:**

No response is required to this informational message. If the server contains destinations, disable the destinations until several jobs have completed. If the server contains actual destinations, you may have to delete an actual destination so that you use less memory. To allow the server to have access to more memory, shut down the server and take the following action:

1. Enter the command `ulimit -d` from the AIX command line. This returns the maximum amount of data a process can use.
2. Edit the file in `/usr/lpp/pd/bin` you used to start the server.
3. If the line containing "`ulimit -d <value>`" is remarked out, delete the **#** remark, set the value to the value returned from the `ulimit` entered at the AIX command line and increase the value by 10%%.
4. If the line containing the **ulimit** command is not remarked out, increase the current value by 10%%.
5. Start the server again.

**5010-649**

The process is unable to renew its DCE login identity. The InfoPrint Manager process is shutting down.

**Explanation:**

The DCE login identity of the process has a finite lifetime that is about to expire. An error occurred while the process attempted to renew its DCE login identity. This message goes to the error log only.

**System action:**

The process failed.

**User response:**

Use your local problem-reporting procedure to report this message. Start the server again.

**5010-650**

The communication daemon is unable to listen for calls from InfoPrint Manager servers. The communication daemon is shutting down.

**Explanation:**

The communication daemon encountered an error while attempting to listen for calls from InfoPrint Manager servers.

**System action:**

The process failed.

**User response:**

Use your local problem-reporting procedure to report this message. Restart the communication daemon using the startpsmd utility.

**5010-651**

Cannot communicate with the server \_\_\_\_.

**Explanation:**

This request required communication with another server, but communication with that server failed. The server may not be operational, or there may be network problems.

**System action:**

InfoPrint Manager could not process the request.

**User response:**

Use your local problem-reporting procedure to report this message.

**5010-652**

Starting the control request with operation \_\_\_\_ for \_\_\_\_ \_\_\_\_:\_\_\_\_\_.

**Explanation:**

The server is processing the request. This message goes to the error log only.

**System action:**

The request is processing.

**User response:**

No response is required to this informational message.

**5010-653**

The control request with operation \_\_\_\_ for \_\_\_\_ \_\_\_\_:\_\_\_\_ is complete.

**Explanation:**

The server has completed processing the request. This message goes to the error log only.

**System action:**

The server is available to process requests.

**User response:**

No response is required to this informational message.

**5010-654**

Cannot process request. There are no jobs printing on \_\_\_\_.

**Explanation:**

The printer had no currently printing jobs and the operation requested requires at least one printing job.

**System action:**

InfoPrint Manager could not process the request.

**User response:**

Submit the request again when the printer is printing a job.

**5010-655**

The destination \_\_\_\_ does not support the requested operation.

**Explanation:**

This operation is not supported by this type of destination.

**System action:**

InfoPrint Manager could not process the request.

**User response:**

Enter the command again and specify a different destination or use a different command.

**5010-656**

Printer \_\_\_\_ performed a \_\_\_\_ of \_\_\_\_ sides.

**Explanation:**

The printer completed the space request on the job currently printing. This message goes to the error log only.

**System action:**

The current print job continues to print.

**User response:**

No response is required to this informational message.

**5010-659**

The job \_\_\_\_ (\_\_\_\_:\_\_\_\_) is the last job assigned to destination \_\_\_\_.

**Explanation:**

A notification-profile value requested that you be notified of the **job-assigned-to-destination-at-end** event.

**System action:**

Processing continues.

**User response:**

No response is required to this informational message.

**5010-660**

The job \_\_\_\_ (\_\_\_\_:\_\_\_\_) is assigned to destination \_\_\_\_.

**Explanation:**

A notification-profile value requested that you be notified of the **job-assigned-to-destination** event.

**System action:**

Processing continues.

**User response:**

No response is required to this informational message.

**5010-661**

The job \_\_\_\_ (\_\_\_\_:\_\_\_\_) is not assigned to any destination.

**Explanation:**

A notification-profile value requested that you be notified of the **job-unassigned** event.

**System action:**

Processing continues.

**User response:**

No response is required to this informational message.

**5010-662**

The job \_\_\_\_ (\_\_\_\_:\_\_\_\_) has been removed from object \_\_\_\_\_ (\_\_\_\_:\_\_\_\_).

**Explanation:**

A notification-profile value requested that you be notified of the **job-removed** event

**System action:**

Processing continues.

**User response:**

No response is required to this informational message.

**5010-663**

The job \_\_\_\_ (\_\_\_\_:\_\_\_\_) has been changed in object \_\_\_\_\_ (\_\_\_\_:\_\_\_\_).

**Explanation:**

A notification-profile value requested that you be notified of the **job-changed** event.

**System action:**

Processing continues.

**User response:**

No response is required to this informational message.

**5010-664**

The job \_\_\_\_ (\_\_\_\_:\_\_\_\_) has changed position on destination \_\_\_\_ \_\_\_\_ \_\_\_\_.

**Explanation:**

A notification-profile value requested that you be notified of the **job-changed-position** event.

**System action:**

Processing continues.

**User response:**

No response is required to this informational message.

**5010-665**

Cannot process this job. No actual destinations currently accepting jobs are associated with destination \_\_\_\_.

**Explanation:**

This job cannot be accepted because none of the actual destinations associated with the destination have the **accept-jobs** attribute set to **true**.

**System action:**

InfoPrint Manager could not process the request.

**User response:**

Submit the job to a different destination or use your local problem-reporting procedure to report this message.

### 5010-667

Load \_\_\_\_ medium on destination \_\_\_\_ and then change the \_\_\_\_\_ attribute of the destination to reflect this change.

#### Explanation:

The specified medium must be loaded on the destination.

#### System action:

The job is held in the destination until the medium is loaded in the destination and the destination attribute is updated, or until the job requesting this medium is cancelled.

#### User response:

Load the medium in the destination and then update the specified attribute to allow the job to process.

### 5010-668

Update the \_\_\_\_\_ attribute on destination \_\_\_\_ to allow a job with a \_\_\_\_\_ value of \_\_\_\_ to process.

#### Explanation:

The specified destination attribute must be updated so that a job can process.

#### System action:

The job is kept at the destination until the destination attribute is updated, or until the job is cancelled.

#### User response:

Update the specified attribute to allow the job to process.

### 5010-669

The requested operation could not be performed. The PSF backend return code = \_\_\_\_.

#### Explanation:

The requested destination operation could not be performed. The return code indicates the cause of the failure: -1001 - There was a problem communicating with the PSF backend -1002 - There was a problem communicating with the PSF backend 11 - The destination was at a point at which the operation could not be performed.

#### System action:

The process failed.

#### User response:

Correct the problem indicated by the return code and retry the operation.

### 5010-670

Destination capacity has been exceeded.

#### Explanation:

The job could not be accepted by the destination, because acceptance of the job would cause previously queued jobs to be unacceptably delayed.

**System action:**

The process failed.

**User response:**

Reduce the job-priority or adjust other scheduling attributes so that the job is not scheduled ahead of other jobs.

2

**5010-671**

Starting the reorder request for job \_\_\_\_ to \_\_\_\_ \_\_\_\_.

**Explanation:**

The server is processing the request. This message goes to the error log only.

**System action:**

The request is processing.

**User response:**

No response is required to this informational message.

**5010-672**

The reorder request for job \_\_\_\_ to \_\_\_\_ \_\_\_\_ completed.

**Explanation:**

The server has completed processing the request. This message goes to the error log only.

**System action:**

The server is available to process requests.

**User response:**

No response is required to this informational message.

**5010-673**

Cannot process this job. The actual destination that you requested is not associated with destination \_\_\_\_.

**Explanation:**

This job cannot be accepted to process because none of actual destinations that you requested are associated with the destination.

**System action:**

InfoPrint Manager could not process the request.

**User response:**

Submit the job to a different destination, a different actual destination or use your local problem-reporting procedure to report this message.

### 5010-674

The delivery-method \_\_\_\_\_ requires a \_\_\_\_\_ to be specified.

**Explanation:**

The server requires a delivery-address for this delivery-method.

**System action:**

InfoPrint Manager could not process the request.

**User response:**

Enter the command again and specify a delivery-address for the delivery-method.

### 5010-675

The \_\_\_\_\_ signal to server \_\_\_\_ failed.

**Explanation:**

An error occurred while trying to deliver a signal to the server. This message goes to the error log only.

**System action:**

Processing continues.

**User response:**

If there are many instances of this problem, start the server again.

### 5010-676

The current number of jobs in the server is \_\_\_\_\_.

**Explanation:**

This is the current number of jobs in the server. This message goes to the error log only.

**System action:**

Processing continues.

**User response:**

No response is required to this informational message.

### 5010-677

The current number of notifications to be handled in the server is \_\_\_\_\_.

**Explanation:**

This is the current number of notification events in the server that needs to be handled. This message goes to the error log only.

**System action:**

Processing continues.

**User response:**



No response is required to this informational message.

**5010-680**

The current number of GUI notifications to be handled in the server is \_\_\_\_.

**Explanation:**

This is the current number of GUI notification events in the server that needs to be handled. This message goes to the error log only.

**System action:**

Processing continues.

**User response:**

No response is required to this informational message.

**5010-682**

Creating InfoPrint Manager directories in the DCE namespace. Please wait.

**Explanation:**

InfoPrint Manager directories are being created in the DCE namespace.

**System action:**

Processing continues.

**User response:**

Wait for the directories to be created.

**5010-683**

Creating InfoPrint Manager directories in the DCE namespace. Please wait.

**Explanation:**

InfoPrint Manager is creating initial object access control list entries.

**System action:**

Processing continues.

**User response:**

Wait for the access control lists to be created.

**5010-686**

Cannot promote job \_\_\_\_ in server \_\_\_\_\_. The job is unassigned.

**Explanation:**

The job must be assigned to a destination to be promoted.

**System action:**

InfoPrint Manager could not process the request.

**User response:**

Assign the job to a destination and try your request again.

**5010-687**

Cannot reorder to target job \_\_\_\_ in server \_\_\_\_\_. The target job is unassigned.

**Explanation:**

The target job must be assigned to a destination to be used as target of reorder.

**System action:**

InfoPrint Manager could not process the request.

**User response:**

Assign the target job to a destination or select a different target job and try your request again.

**5010-688**

Cannot reorder job \_\_\_\_ in server \_\_\_\_\_. The job is not in a pending, held, paused, retained or unknown state.

**Explanation:**

The job must be in the pending, held, paused, retained or unknown state to be reordered.

**System action:**

InfoPrint Manager could not process the request.

**User response:**

Query the job to find its state. If necessary, perform the appropriate action to change the state to pending, held, paused or retained and try your request again.

**5010-689**

The IBM 3170 printer failed to execute a command.

**Explanation:**

An error occurred while trying to send a command to the IBM 3170 printer. This message goes to the error log only.

**System action:**

The process failed.

**User response:**

Check to make sure that the IBM 3170 software is operating correctly. Use the AIX command "ps -ef | grep itds" to check if the ITDS daemon is running.

**5010-690**

The server is unable to allocate resources in /var/psm.

**Explanation:**

An error occurred while trying to create or obtain a named pipe. This message goes to the error log only.

**System action:**

The process failed.

**User response:**

Check the filesystem where `/var/psm` is mounted. Make sure that there is a sufficient number of inodes. If not, extend the filesystem.

2

**5010-691**

Command line option \_\_\_\_\_ ends with \_\_\_\_\_. \_\_\_\_\_

**Explanation:**

The indicated command line option ends at an attribute for which no associated value has been specified.

**System action:**

InfoPrint Manager could not process the request.

**User response:**

Enter the command again associating a value with the last attribute.

**5010-692**

Missing `&&` or `||` before detecting a second filter item. \_\_\_

**Explanation:**

A `-f` filter command line option contains two filter items that are not joined by the logical operator `&&` or `||`.

**System action:**

InfoPrint Manager could not process the request.

**User response:**

Enter the command again placing `&&` or `||` between the two filter items.

**5010-693**

Filter item attribute \_\_\_\_\_ not followed by a relational operator such as `==`. \_\_\_\_\_

**Explanation:**

A `-f` filter command line option contains a filter item that does not specify the relationship between an attribute and a value.

**System action:**

InfoPrint Manager could not process the request.

**User response:**

Enter the command again placing `==`, `*=`, `=*`, `*=*`, `~=`, `<`, or `>` between the attribute and value.

### 5010-694

Detected \_\_\_\_ when a value is expected after \_\_\_\_ \_\_\_\_.

#### Explanation:

A command line option shows a valid attribute/relational operator combination after which a value is expected. Rather than a value, symbols were detected that indicate an attribute will follow.

#### System action:

InfoPrint Manager could not process the request.

#### User response:

Enter the command again inserting a value where one is expected.

### 5010-695

\_\_\_\_ precedes the first attribute within a filter item. \_\_\_\_

#### Explanation:

A filter item must begin with an attribute name.

#### System action:

InfoPrint Manager could not process the request.

#### User response:

Enter the command again with the indicated symbols removed.

### 5010-696

Badly formed structure { }. \_\_\_\_

#### Explanation:

Structure half-formed within **-x/X** command line option.

#### System action:

InfoPrint Manager could not process the request.

#### User response:

If specifying notification-profile values, enter the command again bracketing the structure with { at the beginning and } at the end. Otherwise, remove the extraneous curly brace.

### 5010-697

Enter the DCE password for InfoPrint Manager servers:

#### Explanation:

You are configuring DCE for InfoPrint. You must enter the DCE password for InfoPrint Manager servers.

#### System action:

The password that you enter is used to configure the InfoPrint Manager server account and entered into the DCE server key table.

**User response:**

Enter the DCE password for InfoPrint Manager servers.

**5010-698**

Enter the DCE password for cell\_admin.

**Explanation:**

You are configuring DCE for InfoPrint. You must enter the DCE password for cell\_admin.

**System action:**

The password that you enter is required to configure DCE for InfoPrint.

**User response:**

Enter the DCE password for cell\_admin.

**5010-699**

Creating InfoPrint Manager information in the DCE Security Database.

**Explanation:**

InfoPrint Manager security information is being created in the DCE security database.

**System action:**

Processing continues.

**User response:**

Wait for the information to be created.

**5010-700**

Adding InfoPrint Manager server password to the DCE key table.

**Explanation:**

The InfoPrint Manager server password is being added to the DCE key table.

**System action:**

Processing continues.

**User response:**

Wait for the password to be added.

**5010-701**

DCE configuration for InfoPrint Manager is complete.

**Explanation:**

The configuration of DCE for InfoPrint Manager is complete.

**System action:**

Processing continues.

**User response:**

No response is required to this informational message.

**5010-702**

The job \_\_\_\_ (\_\_\_\_:\_\_\_\_) cannot be scheduled to a destination because resources are not currently ready.

**Explanation:**

There are no destinations currently available that can support the "ready" attributes of the job. List the **required-resources-not-ready** attribute of the job to identify which resources are not ready. The job cannot be scheduled to a destination. A notification-profile value requested that you be notified of the **destinations-not-ready-for-job** event.

**System action:**

The job stays in the queue.

**User response:**

Have the resource made ready on the destination or wait until the scheduled time this is to occur.

**5010-705**

Job name \_\_\_\_ with ID \_\_\_\_ (\_\_\_\_:\_\_\_\_) has completed \_\_\_\_\_ on \_\_\_\_.

**Explanation:**

This job completed the requested rip/print action. It may or may not have completed successfully. If more than one destination processed this job, the last destination to process is identified in the message. A notification-profile value requested that you be notified of the **job-completed** event.

**System action:**

The destination indicated that it has completed the requested rip/print action for the job successfully or with errors.

**User response:**

If the job did not complete the rip/print action successfully, check the output and submit the job again if necessary.

**5010-706**

Cannot save the ripped file to \_\_\_\_.

**Explanation:**

An error was encountered when attempting to save the rip file.

**System action:**

InfoPrint Manager could not process the request.

**User response:**

Check the permissions for this file and try your request again. If the file is on a mounted filesystem, ask them to verify that the filesystem is properly mounted and operational. If your request continues to fail, contact your support personnel and ask them to verify that the filesystem is not full.

**5010-707**

A PSF destination with the same name has been previously created elsewhere on the system. Use a unique name.

**Explanation:**

The name of the PSF destination that you are creating is already in use by another software application.

**System action:**

The new destination was not created.

**User response:**

Enter the command again and specify a unique destination name. If you must create a destination with a name that is already in use, contact your support personnel and ask them if the other use is needed or can be changed. After the other use is removed from the system (from the `/var/psf` directory), try your request again.

**5010-708**

SAP RFC Open call to \_\_\_\_ failed.

**Explanation:**

Could not log onto the SAP R/3 system.

**System action:**

The `sapcbd` has shutdown.

**User response:**

No response is required to this informational message.

**5010-709**

SAP \_\_\_\_ reported RFC ERROR message: \_\_\_\_.

**Explanation:**

There was an SAP RFC error.

**System action:**

Depending on the severity of the problem the `sapcbd` may have shutdown.

**User response:**

No response is required to this informational message.

**5010-710**

Successfully logged on to \_\_\_\_.

**Explanation:**

Logged onto the SAP R/3 instance.

**System action:**

Processing continues.

**User response:**

No response is required to this informational message.

**5010-711**

Successfully obtained configuration information from \_\_\_\_.

**Explanation:**

RMG Query call to SAP R/3 instance was successful.

**System action:**

Processing continues.

**User response:**

No response is required to this informational message.

**5010-712**

Event arrived for unknown \_\_\_\_.

**Explanation:**

An event was sent from InfoPrint Manager to daemon for something unknown.

**System action:**

The event is discarded. Processing continues.

**User response:**

No response is required to this informational message.

**5010-713**

Successfully delivered all events for RMG \_\_\_\_ due to shutdown or reconfiguration.

**Explanation:**

A reconfiguration or shutdown of the daemon caused us to deliver all the events for the RMG.

**System action:**

All the events for the RMG were delivered. Processing continues.

**User response:**

No response is required to this informational message.

**5010-714**

Unable to delivered \_\_\_\_ events for RMG \_\_\_\_ at shutdown or reconfiguration.

**Explanation:**

A reconfiguration or shutdown of the daemon caused us to attempt delivery of all the events for the RMG but we were unsuccessful.



**System action:**

The events for the RMG were discarded. Processing continues.

**User response:**

No response is required to this informational message.

**5010-715**

SAP Job Callback call to \_\_\_\_ for \_\_\_\_ failed.

**Explanation:**

Could not deliver events to the SAP R/3 system.

**System action:**

Processing continues.

**User response:**

No response is required to this informational message.

**5010-716**

The connection to \_\_\_\_ has been lost.

**Explanation:**

The log on to the SAP R/3 instance has been lost.

**System action:**

Processing continues.

**User response:**

No response is required to this informational message.

**5010-717**

Closing the connection with \_\_\_\_.

**Explanation:**

The daemon has logged off the SAP instance.

**System action:**

Processing continues.

**User response:**

No response is required to this informational message.

**5010-718**

No active SAP connections.

**Explanation:**

The daemon has no connections to any SAP instance.

**System action:**

Processing continues.

**User response:**

No response is required to this informational message.

**5010-719**

Using alternate target \_\_\_\_ for RMG \_\_\_\_.

**Explanation:**

The RMG events are being delivered to an alternate target since its instance is currently unreachable.

**System action:**

Processing continues.

**User response:**

No response is required to this informational message.

**5010-720**

The number of notifications received since last startup is \_\_\_\_.

**Explanation:**

This is the current number of notification events that the server received to process and deliver. This message goes to the error log only.

**System action:**

Processing continues.

**User response:**

No response is required to this informational message.

**5010-721**

Reconfiguring the SAP callback daemon.

**Explanation:**

You are reconfiguring the **sapcbd**.

**System action:**

The **sapcbd** is reconfigured.

**User response:**

No response is required to this informational message.

**5010-722**

SAPCBD \_\_\_\_ must contain at least one RMG.

**Explanation:**

You started a SAP Callback daemon with no RMGs defined.

**System action:**

The **sapcbd** starts but then shuts down.

**User response:**

No response is required to this informational message.

**5010-723**

SAP \_\_\_\_ has no ROMS defined for this OMS.

**Explanation:**

You started a SAP Callback daemon with no ROMS defined.

**System action:**

The **sapcbd** does not start.

**User response:**

No response is required to this informational message.

**5010-724**

The server name has changed to \_\_\_\_ but InfoPrint Manager has not been updated.

**Explanation:**

The system's server name has been manually changed but InfoPrint Manager was not updated after the change.

**System action:**

The InfoPrint Manager server cannot be started.

**User response:**

Use the Management Console's Edit->Changed Servername function to update InfoPrint Manager.

**5010-726**

Windows printer driver "\_\_\_" was not found.

**Explanation:**

The specified Windows printer driver is required to complete the requested operation, but it was not found.

**System action:**

InfoPrint Manager could not process the request.

**User response:**

Install the specified driver from your Windows CDs and then retry the operation.

**5010-729**

The InfoPrint Manager server is not running.

**Explanation:**

The command requires the InfoPrint Manager server to be running before it can complete its processing. If the command is "**stop\_server**", the server is already not running and this message is informational only.

**System action:**

Processing continues.

**User response:**

No response is required to this informational message.

**5010-730**

The InfoPrint Manager server will terminate when the currently active jobs finish.

**Explanation:**

The InfoPrint Manager server is being terminated using an option which allows all currently active jobs to complete processing. Active jobs include jobs which are processing, ripping, imposing or printing.

**System action:**

Processing continues.

**User response:**

No response is required to this informational message.

**5010-731**

The InfoPrint Manager server will terminate immediately.

**Explanation:**

The InfoPrint Manager server is being terminated using an option which terminates immediately. Any active jobs will be placed in pending state.

**System action:**

Processing continues.

**User response:**

No response is required to this informational message.

**5010-732**

The InfoPrint Manager server is now terminated.

**Explanation:**

The InfoPrint Manager server has terminated. To restart the server, use the **start\_server** command or reboot the system.

**System action:**

Processing continues.

**User response:**

No response is required to this informational message.

**5010-734**

The InfoPrint Manager server DOES NOT appear to be operational.

**Explanation:**

The command requires the InfoPrint Manager server to be running before it can complete its processing, and the server appears to be down.

**System action:**

Processing continues.

**User response:**

No response is required to this informational message.

**5010-735**

Starting the InfoPrint Manager server.

**Explanation:**

A command has been issued to start the InfoPrint Manager server.

**System action:**

Processing continues.

**User response:**

No response is required to this informational message.

**5010-736**

Starting the InfoPrint Manager Print Administrator Interface.

**Explanation:**

The InfoPrint Manager print administrator's interface is starting. The graphical window will be displayed shortly.

**System action:**

Processing continues.

**User response:**

No response is required to this informational message.

**5010-738**

Starting the InfoPrint Manager Print Management Interface.

**Explanation:**

The InfoPrint Manager print operator's interface is starting. The graphical window will be displayed shortly.

**System action:**

Processing continues.

**User response:**

No response is required to this informational message.

**5010-740**

The InfoPrint Manager server is set to automatically start.

**Explanation:**

The InfoPrint Manager server will automatically restart when the system is rebooted. To disable this function, use the "autostart off" command.

**System action:**

Processing continues.

**User response:**

No response is required to this informational message.

**5010-741**

The InfoPrint Manager server is set to NOT automatically start.

**Explanation:**

The InfoPrint Manager server will not automatically restart when the system is rebooted. To enable automatic restart, use the "**autostart on**" command.

**System action:**

Processing continues.

**User response:**

No response is required to this informational message.

**5010-743**

The InfoPrint Manager server will start when the system is booted.

**Explanation:**

The system is configured to automatically start the InfoPrint Manager server when the system is rebooted. To disable this function, use the "**autostart off**" command.

**System action:**

Processing continues.

**User response:**

No response is required to this informational message.

**5010-744**

The InfoPrint Manager server will NOT start when the system is booted.

**Explanation:**

The system is configured to not automatically start the InfoPrint Manager when the system is rebooted. To disable this function, use the "autostart on" command.

**System action:**

Processing continues.

**User response:**

No response is required to this informational message.

**5010-745**

Removing physical printer entries from \_\_\_\_.

**Explanation:**

Physical printers have an entry defined in the directory listed in the message. These entries are about to be deleted.

**System action:**

Processing continues.

**User response:**

No response is required to this informational message.

**5010-746**

Removing entries from \_\_\_\_.

**Explanation:**

All InfoPrint Manager objects, such as physical printers and jobs, are defined in the directory listed in the message. This directory is about to be deleted. This will remove all InfoPrint Manager server objects.

**System action:**

Processing continues.

**User response:**

No response is required to this informational message.

**5010-747**

Purpose: The mount\_cd command mounts the cdrom drive over the directory /cdrom. This is necessary before the InfoPrint Manager product CD can be used. Usage: mount\_cd [-?]

**Explanation:**

The syntax for the **mount\_cd** command.

The **-?** flag displays this error message. The filesystem is mounted over /cdrom as a read-only cdrfs file system. You should be logged in as root before running this command.

**System action:**

Processing continues.

**User response:**

No response is required to this informational message.

**5010-748**

Mounting the cd\_rom drive as /cdrom.

**Explanation:**

The compact disk drive will be mounted as /cdrom. To access files on the CD, use the directory "/cdrom". When you wish to unload the compact disk, use the command "**umount /cdrom**".

**System action:**

Processing continues.

**User response:**

No response is required to this informational message.

**5010-749**

Mount successfully completed.

**Explanation:**

The compact disk drive is mounted as /cdrom. To access files on the CD, use the directory "/cdrom". When you wish to unload the compact disk, use the command "**umount /cdrom**".

**System action:**

Processing continues.

**User response:**

No response is required to this informational message.

**5010-750**

Mount was not successful. Please see previous message for details.

**Explanation:**

An error occurred when the AIX mount command was issued. The compact disk was not mounted.

**System action:**

InfoPrint Manager could not process the request.

**User response:**

Review the previous messages to determine the cause of the failure. Ensure the directory /cdrom exists and that your logon has the necessary permissions to issue the mount command. Ensure that a compact disk is loaded in the compact disk player.

**5010-752**

The minimum port number \_\_\_\_ is greater than the maximum port number \_\_\_\_.

**Explanation:**



The minimum port number must be less than the maximum port number.

**System action:**

InfoPrint Manager could not process the request.

**User response:**

Enter the command again and specify a minimum port number that is less than the maximum port number.

**5010-753**

You must be authorized to perform operation \_\_\_\_.

**Explanation:**

You are not authorized to perform this operation.

**System action:**

InfoPrint Manager could not process the request.

**User response:**

If you need to perform this operation, contact your support personnel and ask them to submit the request or give you access to the operation.

**5010-754**

Cannot find \_\_\_\_ consecutive available port numbers to use.

**Explanation:**

The specified number of consecutive available port numbers could not be found in the `/etc/services` file.

**System action:**

InfoPrint Manager could not process the request.

**User response:**

Run the `pdinitports` command, specifying a smaller range of port numbers.

**5010-755**

Cannot use port numbers in the range \_\_\_\_ to \_\_\_\_.

**Explanation:**

The specified range of port numbers is not an allowed or available port number range. Port numbers must be within 1033 to 32767 and not currently reserved by another application.

**System action:**

InfoPrint Manager could not process the request.

**User response:**

Rerun the `pdinitports` command, specifying a valid port number range or specifying the `-n` option to let InfoPrint Manager determine the range.

**5010-757**

The \_\_\_\_ flag is not valid for object class \_\_\_\_.

**Explanation:**

The command supports the flag you used only for certain object classes. The object class you used is not one of those classes.

**System action:**

InfoPrint Manager could not process the request.

**User response:**

Review the syntax of the command using the **-h** flag. Enter the command again with correct syntax.

**5010-758**

Syntax error. Usage: \_\_\_\_ [-F] [ServerName]

**Explanation:**

The syntax used for this command is not correct.

**System action:**

InfoPrint Manager could not process the request.

**User response:**

Enter the command as shown above.

**5010-760**

There are no available port numbers.

**Explanation:**

All port numbers for InfoPrint Manager are currently in use. This can result from having too many InfoPrint Manager processes running at the same time or from having too few port numbers for InfoPrint.

**System action:**

The process failed.

**User response:**

Stop some InfoPrint Manager processes on this system or increase the number of ports for InfoPrint Manager using the **pdinitports** command.

**5010-761**

Flag \_\_\_\_ cannot be specified without flag \_\_\_\_.

**Explanation:**

You specified a flag that must be used with another flag. You did not specify the other flag.

**System action:**

InfoPrint Manager could not process the request.

**User response:**

Review the syntax of the command using the **-h** flag. Enter the command again with correct syntax.

**5010-762**

Destination \_\_\_\_\_ does not support the combination of values specified in the \_\_\_\_\_ and \_\_\_\_\_ attributes.

**Explanation:**

This destination does not support this combination of attribute values.

**System action:**

InfoPrint Manager could not process the request.

**User response:**

Resubmit the destination create or modify command, specifying a valid combination of these attributes' values.

**5010-763**

The request was cancelled due to a shutdown.

**Explanation:**

The request was cancelled due to the server or destination being shutdown.

**System action:**

InfoPrint Manager could not process the request.

**User response:**

No response is required to this informational message.

**5010-764**

A similar shutdown request is already in progress.

**Explanation:**

The request was rejected because a similar shutdown request on the same object is already in progress.

**System action:**

InfoPrint Manager could not process the request.

**User response:**

No response is required to this informational message.

**5010-765**

Starting the transfer request for job \_\_\_\_\_ in server \_\_\_\_\_.

**Explanation:**

The server is processing the request. This message goes to the error log only.

**System action:**

The request is processing.

**User response:**

No response is required to this informational message.

**5010-766**

Job \_\_\_\_ (\_\_\_\_:\_\_\_\_, \_\_\_\_) is transfered.

**Explanation:**

The server has completed processing the request. This message goes to the error log only.

**System action:**

The server is available to process requests.

**User response:**

No response is required to this informational message.

**5010-767**

Starting the transfer document request.

**Explanation:**

The server is processing the request. This message goes to the error log only.

**System action:**

The request is processing.

**User response:**

No response is required to this informational message.

**5010-768**

Transfer document request for job \_\_\_\_ (\_\_\_\_) is complete.

**Explanation:**

The server has completed processing the request. This message goes to the error log only.

**System action:**

The server is available to process requests.

**User response:**

No response is required to this informational message.

**5010-769**

Cannot transfer job \_\_\_\_ (\_\_\_\_:\_\_\_\_, \_\_\_\_).

**Explanation:**

The server could not transfer this job. This message goes to the error log only.

**System action:**

The job is not created or processed by the server.

**User response:**

Check the error log for messages related to this failure.

**5010-770**

File \_\_\_\_ could not be opened.

**Explanation:**

Transform command line utility error.

**System action:**

The process failed.

**User response:**

Contact your service representative.

**5010-771**

Illegal line in the attribute string.

**Explanation:**

Transform command line utility error.

**System action:**

The process failed.

**User response:**

Contact your service representative.

**5010-772**

One or more of the required attributes are missing.

**Explanation:**

Transform command line utility error.

**System action:**

The process failed.

**User response:**

Contact your service representative.

**5010-773**

Transform command line utility error - an attribute name is missing.

**Explanation:**

Transform command line utility error.

**System action:**

The process failed.

**User response:**

Contact your service representative.

**5010-774**

Transform command line utility error - keyword 'variable' found before first keyword 'attribute'.

**Explanation:**

Transform command line utility error.

**System action:**

The process failed.

**User response:**

Contact your service representative.

**5010-775**

Transform command line utility error - the variable name is missing.

**Explanation:**

Transform command line utility error.

**System action:**

The process failed.

**User response:**

Contact your service representative.

**5010-776**

Transform command line utility error - keyword 'default' found before the first keyword 'attribute'.

**Explanation:**

Transform command line utility error.

**System action:**

The process failed.

**User response:**

Contact your service representative.

**5010-777**

Transform command line utility error - keyword 'default' found before the keyword 'variable'.

**Explanation:**

Transform command line utility error.

**System action:**

The process failed.

**User response:**

Contact your service representative.

**5010-778**

Transform command line utility error - keyword 'map' found before the first keyword 'attribute'.

**Explanation:**

Transform command line utility error.

**System action:**

The process failed.

**User response:**

Contact your service representative.

**5010-779**

Transform command line utility error - keyword 'map' was found before the keyword 'variable'.

**Explanation:**

Transform command line utility error.

**System action:**

The process failed.

**User response:**

Contact your service representative.

**5010-780**

Transform command line utility error - bad map entry - no original value.

**Explanation:**

Transform command line utility error.

**System action:**

The process failed.

**User response:**

Contact your service representative.

**5010-781**

Transform command line utility error - keyword \_\_\_\_ is not known.

**Explanation:**

Transform command line utility error.

**System action:**

The process failed.

**User response:**

Contact your service representative.

**5010-782**

The server has too many threads.

**Explanation:**

AIX limits the number of threads per process. The server is not able to create a thread without exceeding this limit. This message goes to the error log only.

**System action:**

The process failed.

**User response:**

Contact your service representative.

**5010-784**

Enter the server name:

**Explanation:**

The server name is required for this operation. This prompt requires a response from you.

**System action:**

InfoPrint Manager is waiting for a response.

**User response:**

Enter the server name.

**5010-785**

Your server print database will be stored in \_\_\_\_\_. Press Enter to continue or press Ctrl-C to cancel the request.

**Explanation:**

This prompt asks you to confirm that generated printing data can be stored at these locations.

**System action:**

InfoPrint Manager is waiting for a response.

**User response:**

Press Enter to continue or press Ctrl-C to cancel the request.

**5010-786**

Starting server \_\_\_\_\_.

**Explanation:**



This server is being started.

**System action:**

Processing continues.

**User response:**

No response is required to this informational message.

**5010-787**

The job cannot be reordered to a destination.

**Explanation:**

A job can be reordered to a server, another job or a actual destination but not to a destination.

**System action:**

InfoPrint Manager could not process the request.

**User response:**

Select a server, actual destination or job for the target of your reorder and try your request again.

**5010-788**

The job cannot be reordered to a actual destination not associated with a queue.

**Explanation:**

A job can be reordered to a actual destination not associated with a queue.

**System action:**

InfoPrint Manager could not process the request.

**User response:**

Select a actual destination associated with a queue or associate the actual destination with a queue and try your request again.

**5010-789**

Cannot modify destination \_\_\_\_ while it is processing a job.

**Explanation:**

The requested attribute(s) in this destination cannot be modified while the destination is processing a job.

**System action:**

The destination was not modified.

**User response:**

Wait for the job(s) to complete and try your request again.

**5010-790**

Printer \_\_\_\_ does not comply with tiered pricing rules. There are \_\_\_\_ printers in family \_\_\_\_ configured but the installed key only allows \_\_\_\_ printers.

**Explanation:**

The specified printer has been configured but it has exceeded the limit for that printer family.

**System action:**

The printer is disabled.

**User response:**

Order additional printer keys so that this printer will comply with the tiered pricing rules. While waiting for the new keys, you can enable the printer to continue printing.

**5010-796**

The socket port \_\_\_\_ is not usable.

**Explanation:**

The specified socket port number cannot be used for communication due to a system problem.

**System action:**

The process failed.

**User response:**

Change the socket port number to use by changing your **PD\_SOCKET** environment variable, or shutdown and restart the system to clear the socket problem.

**5010-797**

A server on this system is already running using the current socket.

**Explanation:**

A server on this system is running using the current socket. This server cannot be started using the same socket.

**System action:**

This server was not started.

**User response:**

Change your **PD\_SOCKET** environment variable or shutdown the other server, and then retry the command.

**5010-805**

Successfully logged on to the XMI System of \_\_\_\_.

**Explanation:**

Logged onto the SAP R/3 instance's XMI interface.

**System action:**

Processing continues.

**User response:**

No response is required to this informational message.

**5010-806**

Syntax error. Usage: \_\_\_\_ SystemName HostName InstanceID User Client Password Language

**Explanation:**

The syntax used for this command is not correct.

**System action:**

InfoPrint Manager could not process the request.

**User response:**

Enter the command again and specify the correct syntax.

**5010-815**

SAP Ping Alarm went off

**5010-816**

\_\_\_\_ deliver events Alarm went off

**5010-817**

\_\_\_\_ retry delivery events Alarm went off

**5010-818**

RFC Job Callback successfully delivered \_\_\_\_ events for \_\_\_\_.

**5010-819**

Device Callbacks not implemented

**5010-820**

Successfully logged off the XMI System of \_\_\_\_.

**5010-821**

Job callback events for \$1\_\_ cannot be delivered. Events will be saved to disk.

**5010-822**

RMG \_\_\_\_ is being deleted.

**5010-823**

RMG \_\_\_\_ with the following configuration is being added. target: \_\_\_\_ interval: \_\_\_\_ amount: \_\_\_\_

### 5010-824

Job Callback received for \_\_\_\_\_.

**Explanation:**

Job callback received.

**System action:**

Processing continues.

**User response:**

No response is required to this informational message.

### 5010-825

An event was processed for a job requesting SAP notification for \_\_\_\_\_ which is unknown to \_\_\_\_\_.

**Explanation:**

The event identified in the message could not be processed.

**System action:**

The event is discarded and not delivered.

**User response:**

No response is required to this informational message.

### 5010-826

Server \_\_\_\_\_ long-term thread limit of \_\_\_\_\_ reached.

**Explanation:**

The requested operation requires InfoPrint Manager to start one or more long-term threads, but the specified server is already at the internal InfoPrint Manager long-term thread limit. A common cause of this error is trying to create a new queue or new actual destination in a server that already has a large number of queues and destinations defined.

**System action:**

InfoPrint Manager could not process the request.

**User response:**

Either move some of the existing queues and actual destinations to a different server, or delete some of the existing queues and destinations that are not in use. Then, try the requested operation again.

### 5010-827

Namespace at \_\_\_\_\_ is inaccessible. Switching to use local namespace cache.

**Explanation:**

The specified namespace is not accessible to this server. This is commonly due to having the namespace on a filesystem that is being NFS mounted from another system and the other system is down.

**System action:**

The server has switched to using its local namespace cache. While in this mode, destinations and queues cannot be created or deleted. The server continues processing.

**User response:**

Do not create or delete destinations or queues while using the local cache. Fix the problem which is causing the namespace to be inaccessible. When the problem with the namespace is fixed, this server will eventually detect that the namespace is accessible and will switch back to normal operation. This will be indicated by message **5010-828** in the error log.

**5010-828**

Namespace at \_\_\_\_ is now accessible. Switching back to use namespace.

**Explanation:**

The specified namespace is now accessible to this server. The server has switched from using the local namespace cache back to using the namespace.

**System action:**

The server continues processing.

**User response:**

No response is required to this informational message.

**5010-829**

Printer \_\_\_\_ is running but is low on paper.

**Explanation:**

The specified printer reported that it is getting low on paper in one of its paper trays.

**System action:**

The server continues processing.

**User response:**

No response is required to this informational message.

**5010-830**

Printer \_\_\_\_ is low on one or more printer supplies. To find which supply, see the printer console or the Printer Details Dialog in the InfoPrint Manager GUI. Action at the printer may be needed.

**Explanation:**

The specified printer reported that it is getting low on one or more printer supplies. Action may be needed at the printer in order continue printing.

**System action:**

The server continues processing.

**User response:**

To find which supply, see the printer console or the Printer Details Dialog in the InfoPrint Manager GUI. Based on the printer's state, the user should consult the printer's documentation to determine how to continue printing.

### 5010-831

Printer \_\_\_\_ is running but may need service soon.

#### Explanation:

The specified printer reported that it may require service soon.

#### System action:

The server continues processing.

#### User response:

No response is required to this informational message.

### 5010-832

Printer \_\_\_\_ is running but has an empty paper tray.

#### Explanation:

The specified printer reported that one of its paper trays is empty, but that it is continuing to run using paper from another tray.

#### System action:

The server continues processing.

#### User response:

No response is required to this informational message.

### 5010-833

Printer \_\_\_\_ is running but has a missing output bin.

#### Explanation:

The specified printer reported that one of its output bins is missing, but that it is continuing to run using another bin.

#### System action:

The server continues processing.

#### User response:

No response is required to this informational message.

### 5010-834

Printer \_\_\_\_ has a missing output bin.

#### Explanation:

The specified printer reported that one of its output bins is missing.

**System action:**

Printing on this printer is stopped until the problem is corrected.

**User response:**

Attach the missing output bin to the printer.

**5010-835**

Printer \_\_\_\_ is running but has a full output bin.

**Explanation:**

The specified printer reported that one of its output bins is full, but that it is continuing to run using another bin.

**System action:**

The server continues processing.

**User response:**

No response is required to this informational message.

**5010-836**

Printer \_\_\_\_ has a full output bin.

**Explanation:**

The specified printer reported that one of its output bins is full.

**System action:**

Printing on this printer is stopped until the problem is corrected.

**User response:**

Empty the full output bin.

**5010-837**

Printer \_\_\_\_ is offline.

**Explanation:**

The specified printer reported that it is offline.

**System action:**

Printing on this printer is stopped until the problem is corrected.

**User response:**

Bring the printer back online.

**5010-838**

Printer \_\_\_\_ has a paper jam.

**Explanation:**

The specified printer reported that it has a paper jam.

**System action:**

Printing on this printer is stopped until the problem is corrected.

**User response:**

Clear the paper jam.

2

**5010-839**

Printer \_\_\_\_ has an open cover.

**Explanation:**

The specified printer reported that it has an open cover.

**System action:**

Printing on this printer is stopped until the problem is corrected.

**User response:**

Close the open cover.

**5010-840**

Printer \_\_\_\_ is out of one or more printer supplies.

**Explanation:**

The specified printer reported that it is out of one or more printer supplies.

**System action:**

Printing on this printer is stopped until the problem is corrected.

**User response:**

To find which supply, see the printer console or the Printer Details Dialog in the InfoPrint Manager GUI. Refill or replace the printer supply.

**5010-841**

Printer \_\_\_\_ is out of paper.

**Explanation:**

The specified printer reported that it is out of paper.

**System action:**

Printing on this printer is stopped until the problem is corrected.

**User response:**

Add paper to the printer.

**5010-842**

Printer \_\_\_\_ is low on paper.



**Explanation:**

The specified printer reported that it is getting low on paper in one of its paper trays.

**System action:**

Printing on this printer is stopped until the problem is corrected.

**User response:**

Add paper to the printer.

**5010-843**

Printer \_\_\_\_ needs service.

**Explanation:**

The specified printer reported that it requires service.

**System action:**

Printing on this printer is stopped until the problem is corrected.

**User response:**

Fix the printer problem requiring service.

**5010-844**

Printer \_\_\_\_ needs attention.

**Explanation:**

The specified printer reported that it requires attention.

**System action:**

Printing on this printer is stopped until the problem is corrected.

**User response:**

Fix the printer problem requiring service.

**5010-845**

This server cannot run with a namespace at version \_\_\_\_.

**Explanation:**

The server cannot run with a namespace at the specified version. This usually indicates that the namespace is at a newer level than the server and it is not compatible with that level of server. If the namespace version is shown as 999.999 then the server had a problem reading the namespace version number.

**System action:**

The process failed.

**User response:**

If the namespace version shown is 999.999 check to ensure that the file called "version" in your namespace (AIX default: /var/pddir/default\_cell/version; Windows default: <install-

`path>/var/pddir/version`) is accessible and readable from this system. If the namespace version shown is not 999.999, then you must upgrade the server software on this system before you can run using this level of namespace.

**5010-846**

Job \_\_\_\_ (\_\_\_\_:\_\_\_\_) was moved from \_\_\_\_:\_\_\_\_ to \_\_\_\_:\_\_\_\_.

**Explanation:**

This job was successfully moved to a different printer or area. A notification-profile value requested that you be notified of the event job-reordered.

**System action:**

The job has been moved and processing continues.

**User response:**

No response is required to this informational message.

**5010-847**

The namespace at \_\_\_\_ is not accessible. The server cannot start.

**Explanation:**

The specified namespace is not accessible to this server.

**System action:**

The process failed.

**User response:**

Use your local problem-reporting procedure to report this message.

**5010-848**

Errors occurred while the file was being distilled.

**Explanation:**

The distill of the file was not successful.

**System action:**

InfoPrint Manager could not process the request.

**User response:**

Correct the problem and try your request again.

**5010-849**

The SNMP connection to printer \_\_\_\_ has been lost.

**Explanation:**

The SNMP connection to the specified printer is no longer operational. This could be due to the printer being powered off, the printer being disconnected, or network problems.

**System action:**

Printing on this printer may be stopped until the problem is corrected.

**User response:**

Correct the problem so that the SNMP connection can again be established with the printer.

**5010-850**

Printer \_\_\_\_ needs key operator attention.

**Explanation:**

The specified printer reported that it requires key operator attention.

**System action:**

Printing on this printer may be stopped until the problem is corrected.

**User response:**

Fix the printer problem requiring attention.

**5010-851**

The \_\_\_\_ flag is not valid for destination \_\_\_\_ of type \_\_\_\_\_.

**Explanation:**

The operation with this option is not supported by this type of destination.

**System action:**

InfoPrint Manager could not process the request.

**User response:**

Enter the command again without the option.

**5010-852**

The Email Feature is not installed.

**Explanation:**

The Email Feature must be installed to create an email DSS.

**System action:**

InfoPrint Manager could not process the request.

**User response:**

Install the Email Feature.

**5010-853**

This command is not valid for AFP upload attached destinations.

**Explanation:**

AFP upload destinations do not allow the printer to be paused. Jobs on these destinations cannot be paused, backspaced, or fowardspaced.

**System action:**

InfoPrint Manager could not process the request.

**User response:**

No response is required to this informational message.

2

**5010-854**

Cannot create more \_\_\_\_ destinations. No more than \_\_\_\_ allowed.

**Explanation:**

The maximum number of instances for this destination type has been exceeded.

**System action:**

InfoPrint Manager could not process the request.

**User response:**

Ensure you have not exceeded the maximum number of instances for this destination type.

**5010-859**

Job \ successfully \ cancelled .

**Explanation:**

Status returned to SAP.

**System action:**

Processing continues.

**User response:**

No response is required to this informational message.

**5010-864**

A server error was detected in module \_\_\_\_ at line \_\_\_\_.

**Explanation:**

A server error has occurred.

**System action:**

The process failed.

**User response:**

Check the error log for messages related to this failure. Contact your service representative.

**5010-865**

The default is job. \_\_\_\_ is not a valid job ID. Specify a valid job ID or use the -p or -d flag to specify a destination.

**Explanation:**

The default is job and a valid job ID was expected.

**System action:**

The process failed.

**User response:**

Specify a valid job ID or use the **-p** or **-d** flag to specify a destination.

**5010-867**

InfoPrint Manager cannot pause a job that is processing on an actual destination that needs attention.

**Explanation:**

While the destination needs operator attention, InfoPrint Manager cannot pause a job.

**System action:**

The process failed.

**User response:**

Correct the problem at the destination, then resubmit the pause job request.

**5010-870**

InfoPrint Manager cannot enable actual destination \_\_\_\_ without \_\_\_\_ defined.

**Explanation:**

InfoPrint Manager needs certain attributes defined in order to enable the actual destination.

**System action:**

The process failed.

**User response:**

Set an appropriate value for this attribute on the actual destination.

**5010-871**

InfoPrint Manager cannot communicate with the printer at address \_\_\_\_

**Explanation:**

InfoPrint Manager cannot communicate with the printer over TCP/IP.

**System action:**

The process failed.

**User response:**

Make sure the printer is on, and that no other instances of InfoPrint Manager are communicating with the printer.

### 5010-872

Attribute \_\_\_\_ is not valid with this document format.

**Explanation:**

A document was submitted with an attribute that is not valid for that particular format.

**System action:**

The process failed.

**User response:**

Submit the document without this attribute, or submit a different type of document.

### 5010-873

Documents of type \_\_\_\_ and \_\_\_\_ cannot be submitted in the same job.

**Explanation:**

Documents of certain differing types cannot be submitted in the same job. Ascii documents can only be submitted with other ascii documents, SAP documents can only be submitted with other SAP documents, and variable data jobs cannot be submitted with ascii documents.

**System action:**

The process failed.

**User response:**

Submit a job with documents whose formats are compatible.

### 5010-874

Only one document of type \_\_\_\_ is allowed per job.

**Explanation:**

Certain document types can only be present once in a job. These include: document definition files, variable-data files, email-body, and email-signature files.

**System action:**

The process failed.

**User response:**

Resubmit the job with at most one of each type of file.

### 5010-875

Variable data jobs must have both a document definition file and a variable data file.

**Explanation:**

Variable data jobs must have both a document definition file and a variable data file.

**System action:**

The process failed.

**User response:**

Resubmit the job with both a document definition file and a variable data file.

**5010-876**

This printer allows only one value for attribute \_\_\_\_.

**Explanation:**

Jobs sent to this printer may only have one value for this attribute.

**System action:**

The process failed.

**User response:**

Resubmit the job with only one value for the attribute.

**5010-877**

Cannot rip an ascii job.

**Explanation:**

Ascii jobs are not ripped, but instead are sent directly to the printer.

**System action:**

The process failed.

**User response:**

Change rip options or output-format attribute for the job so that ascii documents are not ripped.

**5010-878**

A booklet job may only have one insert sheet.

**Explanation:**

Booklet jobs may not have more than one insert sheet, and the insert sheet must be the first printable document.

**System action:**

The process failed.

**User response:**

Resubmit the job with only one insert sheet.

**5010-879**

Shutdown without synchronize cannot specify NPRO.

**Explanation:**

In order to perform an NPRO, the PSF backend must synchronize with the printer.

**System action:**

The process failed.

**User response:**

Submit the shutdown request without NPRO or with synchronize. (Do not use the **-n** flag without using the **-s** flag on **pdshutdown**.)

**5010-887**

The current number of failed SAP notifications to be handled in the server is \_\_\_\_.

**Explanation:**

This is the current number of failed SAP notification events in the server that needs to be handled. This message goes to the error log only.

**System action:**

Processing continues.

**User response:**

No response is required to this informational message.

**5010-888**

Unable to deliver \_\_\_\_ SAP completion events due to shutdown.

**Explanation:**

The server had SAP events it could not deliver to a SAP callback daemon or daemons. The server has been shutdown and can no longer attempt to deliver these events.

**System action:**

The events for the SAP callback daemon or daemons were discarded.

**User response:**

No response is required to this informational message.

**5010-889**

Unable to deliver SAP events to the callback daemon for the \_\_\_\_ SAP System. Ensure that the callback daemon for this system and others are running.

**Explanation:**

The server has SAP events it cannot deliver to the SAP callback daemon for this SAP system. There might be other SAP callback daemon not running as well.

**System action:**

The server will continue to try and deliver the events. Processing continues.

**User response:**

No response is required to this informational message.

**5010-890**

User \_\_\_\_ is not authorized to perform operation \_\_\_\_ on object \_\_\_\_.



**Explanation:**

The specified user is not authorized to perform the operation on this object.

**System action:**

InfoPrint Manager could not process the request.

**User response:**

If the user needs to perform this operation, change the Access Control List for the command or object to give them access.

**5010-898**

InfoPrint Manager cannot communicate with a remote rip daemon at host \_\_\_\_ and port \_\_\_\_.

**Explanation:**

InfoPrint Manager cannot communicate with the remote rip daemon.

**System action:**

The process failed.

**User response:**

Check to make sure that the rip daemon is running, and that the remote machine is accessible from the network.

**5010-899**

No remote rip daemons are available.

**Explanation:**

None of the remote rip daemons for this printer are currently running.

**System action:**

The process failed.

**User response:**

Ensure that the rip daemons are started and that the daemons are accessible from the network.

**5010-901**

InfoPrint Manager detected a time tampering problem.

**Explanation:**

InfoPrint Manager detected a time tampering problem due to a change in system date and time.

**System action:**

InfoPrint Manager failed to start due to a time tampering problem.

**User response:**

Contact your support personnel and ask them to make sure that the system time is synchronized with the Internet time server. Clean and reinstall the license that caused the problem.

### 5010-902

Successfully logged onto the LDAP server \_\_\_\_.

**Explanation:**

InfoPrint Manager performs the LDAP authentication against this LDAP server.

**System action:**

InfoPrint Manager performs the LDAP authentication against this LDAP server.

**User response:**

This message does not require a response.

### 5010-903

Disconnected from the LDAP server \_\_\_\_.

**Explanation:**

The connection to the LDAP server has been lost or terminated.

**System action:**

InfoPrint Manager does not use this LDAP server.

**User response:**

Make sure that the LDAP server is available.

### 5010-904

The LDAP authentication function is temporarily unavailable.

**Explanation:**

All the LDAP servers are unavailable.

**System action:**

InfoPrint Manager does not perform LDAP authentication against the LDAP servers. You can only use cached information for the LDAP authentication.

**User response:**

Make sure that at least one LDAP server from the connection list is available.

### 5010-905

Error connecting to the LDAP server \_\_\_\_.

**Explanation:**

The LDAP server is unavailable.

**System action:**

InfoPrint Manager cannot use this LDAP server.

**User response:**

Make sure that the LDAP server is available.

**5010-906**

SSL handshake failed.

**Explanation:**

The SSL handshake cannot be performed.

**System action:**

Verify your certificates.

**User response:**

Update the certificates information.

**5010-907**

The SSL/TLS certificate for InfoPrint Manager expires on \_\_\_\_.

**Explanation:**

The SSL/TLS certificate for InfoPrint Manager is about to expire.

**System action:**

Processing continues.

**User response:**

Renew the SSL/TLS certificate for InfoPrint Manager.

**5010-908**

InfoPrint Manager started with SSL/TLS enabled.

**Explanation:**

Communication encryption using SSL/TLS is enabled in InfoPrint Manager.

**System action:**

Processing continues.

**User response:**

No response is required to this informational message.

**5010-909**

InfoPrint Manager started with Job Encryption enabled.

**Explanation:**

Job Encryption is enabled in InfoPrint Manager.

**System action:**

Processing continues.

**User response:**

No response is required to this informational message.

### 5010-910

Cannot encrypt files for job \_\_\_\_ (\_\_\_\_:\_\_\_\_, \_\_\_\_).

**Explanation:**

The server failed to encrypt the job files.

**System action:**

The job files were not encrypted.

**User response:**

Delete the job, shut down the server, check the File Encryption configuration file and restart the server. If the error persists, contact your service representative.

### 5010-911

Cannot decrypt files for job \_\_\_\_ (\_\_\_\_:\_\_\_\_, \_\_\_\_).

**Explanation:**

The server failed to decrypt the job files.

**System action:**

The job files were not decrypted.

**User response:**

Delete the job, shut down the server, check the File Encryption configuration file and restart the server. If the error persists, contact your service representative.

### 5010-912

Running print rule \_\_\_\_\_.

**Explanation:**

The specified print rule is being run on this job.

**System action:**

The print rule runs.

**User response:**

No response is required to this informational message.

### 5010-913

Print rule \_\_\_\_\_ has failed on job \_\_\_\_\_:\_\_\_\_\_.

**Explanation:**

The print rule has failed.

**System action:**

The job is being held.

**User response:**

Investigate the error log for details on the error. If the error persists, contact your service representative.

### 5010-914

Print rule \_\_\_\_\_ has completed successfully on job \_\_\_\_\_:\_\_\_\_\_.

#### Explanation:

The print rule completed with success.

#### System action:

The job continues processing.

#### User response:

No response is required to this informational message.

### 5010-915

'Hold Job' action has failed for print rule \_\_\_\_\_ on job \_\_\_\_\_:\_\_\_\_\_.

#### Explanation:

The print rule action has failed.

#### System action:

The job is being held.

#### User response:

Investigate the error log for details on the error. If the error persists, contact your service representative.

### 5010-916

'Set Attributes' action has failed for print rule \_\_\_\_\_ on job \_\_\_\_\_:\_\_\_\_\_.

#### Explanation:

The print rule action has failed.

#### System action:

The job is being held.

#### User response:

Investigate the error log for details on the error. If the error persists, contact your service representative.

### 5010-917

'Run Script' action has failed for print rule \_\_\_\_\_ on job \_\_\_\_\_:\_\_\_\_\_.

#### Explanation:

The print rule action has failed.

#### System action:

The job is being held.

**User response:**

Investigate the error log for details on the error. If the error persists, contact your service representative.

**5010-918**

'Route Job' action has failed for print rule \_\_\_\_\_ on job \_\_\_\_\_:\_\_\_\_\_.

**Explanation:**

The print rule action has failed.

**System action:**

The job is being held.

**User response:**

Investigate the error log for details on the error. If the error persists, contact your service representative.

**5010-919**

'Split Job' action has failed for print rule \_\_\_\_\_ on job \_\_\_\_\_:\_\_\_\_\_.

**Explanation:**

The print rule action has failed.

**System action:**

The job is being held.

**User response:**

Investigate the error log for details on the error. If the error persists, contact your service representative.

**5010-920**

You must specify at least one action for the print rule (\_\_\_\_\_|\_\_\_\_\_|\_\_\_\_\_|\_\_\_\_\_|\_\_\_\_\_|\_\_\_\_\_).

**Explanation:**

The create/modify request does not have all the necessary attributes specified.

**System action:**

The create/modify request failed.

**User response:**

Specify at least one action (print rule attribute) to be performed by the print rule.

## 3. InfoPrint Manager Transform messages

This section lists the InfoPrint Manager Transform messages explanations in ascending order.

### 0427-001

ERROR: Usage: -? or -h provides command usage information.

#### Explanation:

The question mark or -h flag was entered as a flag for the **ps2afp** or **pcl2afp** transform command.

#### System action:

The InfoPrint Application displays the usage message for the transform command.

#### User response:

Use the flags specified in the usage message.

### 0427-002

ERROR: \_\_\_\_: A value must be supplied with the flag -\_\_\_\_\_.

#### Explanation:

The **ps2afp** or **pcl2afp** transform command requires a value for the input flag specified in this message. The value can immediately follow the flag, such as **-j40**, or can be separated by a space, such as **-j 40**. No value was supplied for the flag.

#### System action:

InfoPrint Manager does not complete the requested transform operation.

#### User response:

Specify a value for the flag.

### 0427-003

ERROR: \_\_\_\_: The value for the flag -\_\_\_\_\_ cannot start with a dash.

#### Explanation:

Either no value was supplied for the flag and InfoPrint Manager attempted to interpret the next flag as the value, such as **ps2afp -o -r240 input\_file**, or the flag's value was preceded by a dash, for example **ps2afp -r-240 input\_file**. This error can occur with the **ps2afp** or the **pcl2afp** command.

#### System action:

InfoPrint Manager does not complete the requested transform operation.

#### User response:

Supply a valid value for the flag.

### 0427-004

ERROR: \_\_\_\_: -\_\_\_\_\_ is not a valid flag for the transform command.

#### Explanation:

flag that was not valid was specified with the command. Valid options for the command specified (**ps2afp**, **ps2afpd**, **pcl2afp**, or **pcl2afpd**) can be viewed in the respective man pages.

**System action:**

InfoPrint Manager does not complete the requested transform operation.

**User response:**

Specify valid flags with the command..

**0427-005**

ERROR: \_\_\_\_: The configuration file contains only a keyword or a value with no associated keyword in the line \_\_\_\_.

**Explanation:**

Entries in the configuration file must be in the form of `keyword=value` with each entry on a separate line. The configuration file contains an entry that has only a keyword with no equals sign, such as `ps_length`, or a value with no keyword to the left of the equals sign, such as `=240`.

**System action:**

InfoPrint Manager does not complete the requested transform operation.

**User response:**

Edit the configuration file and correct the syntax error.

**0427-006**

ERROR: \_\_\_\_: The configuration file entry contains an unknown keyword: \_\_\_\_.

**Explanation:**

The configuration file contains a keyword that is not valid. Valid configuration keywords for the client configuration file can be found in the man page for the command that failed.

**System action:**

InfoPrint Manager does not complete the requested transform operation.

**User response:**

Edit the configuration file and correct the keyword name.

**0427-007**

ERROR: \_\_\_\_: The configuration file \_\_\_\_ contains either syntax errors or keywords that are not valid.

**Explanation:**

The configuration file specified in the message contains either syntax errors, keyword and value errors, or errors of both types. The file might not be a configuration file.

**System action:**

InfoPrint Manager does not complete the requested transform operation.

**User response:**

Check that the correct file was specified as the configuration file. If the file is a configuration file, correct the file entries so that they contain valid keyword and values. Keywords can be specified



without a value, such as `ps_length=`, indicating that InfoPrint Manager should use the default value for the keyword. Each keyword and value pair must be on a separate line.

### 0427-008

ERROR: \_\_\_\_: The port number \_\_\_\_ is not valid.

#### Explanation:

Valid port numbers are in the range of 924 to 32767. The value specified for the port was not in this range.

#### System action:

InfoPrint Manager does not complete the requested transform operation.

#### User response:

The port number can be specified in the configuration file with the keyword `port=` or from the command line with the **-P** flag. Correct the port number.

### 0427-009

ERROR: \_\_\_\_: The output data type value \_\_\_\_ is not valid.

#### Explanation:

The valid AFP data stream image output types are: `IM1`, `IO1`, `IO1_G4`, `IO1_MMR`, `PSEG_IO1_G4`, `PSEG_IM1`, `PSEG_IO1`, `PSEG_IO1_MMR`, `OVLY_IO1_G4`, `OVLY_IM1`, `OVLY_IO1`, and `OVLY_IO1_MMR`. The value specified for the AFP data stream image output type was not one of these values.

#### System action:

InfoPrint Manager does not complete the requested transform operation.

#### User response:

The AFP data stream image output type can be specified in the configuration file with the keyword `ps_output_type=` (for Postscript), `pcl_output_type=` (for PCL), or from the command line with the **-a** flag. Correct the AFP data stream image output type.

### 0427-010

ERROR: \_\_\_\_: The resolution value \_\_\_\_ is not valid. Please use one of the following values: 240, 300, 360, 480, 600, 720 or 1200..

#### Explanation:

The valid resolution values are 240, 300, 360, 480, 600, 720 or 1200. A value other than 240, 300, 360, 480, 600, 720 or 1200 was specified.

#### System action:

InfoPrint Manager does not complete the requested transform operation.

#### User response:

The resolution value can be specified in the configuration file with the keyword `ps_resolution=` (for Postscript), `pcl_resolution=` (for PCL) or from the command line with the **-r** flag. Correct the resolution value.

**0427-011**

ERROR: \_\_\_\_: The width value \_\_\_\_ is not valid.

**Explanation:**

The valid width value ranges for 240-pel resolution are:

- 0.065 to 17.002 inches
- 1.641 to 431.852 millimeters
- 16 to 4080 pels

The valid width value ranges for 300-pel resolution are:

- 0.052 to 17.001 inches
- 1.313 to 431.842 millimeters
- 16 to 5100 pels

The valid width value ranges for 600-pel resolution are:

- 0.026 to 17.000 inches
- 0.657 to 431.821 millimeters
- 16 to 10200 pels

When specifying values in inches, the value must be followed by the letter i. When specifying values in millimeters, the value must be followed by the letter m. No letter follows the value when specifying pels as the unit of measurement. The value specified for the width was not in any of these ranges or the value was followed by a letter other than i or m.

**System action:**

InfoPrint Manager does not complete the requested transform operation.

**User response:**

The width value can be specified in the configuration file with the keyword `ps_width=` (for Postscript), `pcl_width=` (for PCL), or from the command line with the `-w` flag. Correct the width value.

**0427-012**

ERROR: \_\_\_\_: The length value \_\_\_\_ is not valid.

**Explanation:**

The valid length value ranges for 240-pel resolution are:

- 0.065 to 22.002 inches
- 1.641 to 558.852 millimeters
- 16 to 5280 pels

The valid length value ranges for 300-pel resolution are:

- 0.052 to 22.001 inches
- 1.313 to 558.842 millimeters
- 16 to 6600 pels

The valid length value ranges for 600-pel resolution are:

- 0.026 to 22.000 inches
- 0.657 to 558.821 millimeters
- 16 to 13200 pels

The value specified for the length was not in any of these ranges.

**System action:**

InfoPrint Manager does not complete the requested transform operation.

**User response:**

The length value can be specified in the configuration file with the keyword `ps_length=` (for Postscript), `pcl_length=` (for PCL), or from the command line with the `-l` flag. Correct the length value.

**0427-013**

ERROR: \_\_\_\_: The job timeout value \_\_\_\_ is not valid.

**Explanation:**

Valid job timeout values are in the range of 1 to 9998 minutes or 9999 to specify no time limit. The value specified for the job timeout was not one of these values.

**System action:**

InfoPrint Manager does not complete the requested transform operation.

**User response:**

The job timeout value can be specified in the configuration file with the keyword `ps_job_timeout=` (for Postscript), `pcl_job_timeout=` (for PCL), or from the command line with the `-j` flag. Correct the job timeout value.

**0427-014**

ERROR: \_\_\_\_: The server timeout value \_\_\_\_ is not valid.

**Explanation:**

Valid server timeout values are in the range of 1 to 9998 minutes or 9999 to specify no time limit. The value for the server timeout was not one of these values.

**System action:**

InfoPrint Manager does not complete the requested transform operation.

**User response:**

The server timeout value can be specified in the configuration file with the keyword `ps_server_timeout=` (for Postscript), `pcl_server_timeout=` (for PCL), or from the command line with the `-s` flag. Correct the server timeout value.

**0427-015**

ERROR: \_\_\_\_: The maximum memory value \_\_\_\_ is not valid.

**Explanation:**

Valid maximum memory values are in the range of 2000 to 64000 kilobytes. The value specified for the maximum memory was not in this range.

**System action:**

InfoPrint Manager does not complete the requested transform operation.

**User response:**

The maximum memory value can be specified in the configuration file with the keyword `ps_max_memory=` (for Postscript), `pcl_max_memory=` (for PCL), or from the command line with the **-M** flag. Correct the maximum memory value.

3

**0427-016**

ERROR: \_\_\_\_: The virtual memory percentage value \_\_\_\_ is not valid.

**Explanation:**

Valid virtual memory values are whole numbers in the range of 10 to 50. The value specified for the virtual memory percentage was not in this range or was not a whole number.

**System action:**

InfoPrint Manager does not complete the requested transform operation.

**User response:**

The virtual memory percentage can be specified in the configuration file with the keyword `ps_VM_percent=` or from the command line with the **-V** flag. Correct the virtual memory value.

**0427-017**

ERROR: \_\_\_\_: File \_\_\_\_ does not exist or cannot be accessed.

**Explanation:**

Either InfoPrint Manager could not locate the input file, a configuration file, or one of the other files required for transform or font map processing, or you do not have the correct permission level for the file.

**System action:**

InfoPrint Manager does not complete the requested transform operation.

**User response:**

Check that the file specified in the message exists. For InfoPrint Manager to read the file, you must have **x** (execute) permission for the directory containing the file and **r** (read) permission for the file itself.

**0427-018**

ERROR: \_\_\_\_: The transform program cannot create or write to file \_\_\_\_.

**Explanation:**

The transform program cannot open and write to the file specified in the message. You may not have the correct permission level for the file.

**System action:**

InfoPrint Manager does not complete the requested transform operation.

**User response:**

Check that you have **x** (execute) and **w** (write) permission for the directory containing the file. If the file exists, you must also have **w** (write) permission for the file itself.

**0427-019**

ERROR: \_\_\_\_: System error; an I/O error has occurred with file \_\_\_\_.

**Explanation:**

A system-detected I/O error has occurred with the file specified in the message. There is a problem reading from or writing to the file or directory specified in the message.

**System action:**

InfoPrint Manager does not complete the requested transform operation.

**User response:**

For more details about what the transform was doing leading up to the error, see the error log for the transform program, by default `/var/psf/ps2afp/ps2afpd.log` (for Postscript) or `/var/psf/pc12afp/pc12afpd.log` (for PCL) with InfoPrint Manager for AIX and `<install-path>\ps2afp\ps2afpd.log` for (PostScript) or `<install-path>\pc12afp\pc12afpd.log` (for PCL) with InfoPrint Manager for Windows.

This error can be caused by any condition where the transform process is unable to read from or write to the file at the path listed in the message. These conditions can include:

- Out of disk space in the file system containing the file.
- Out of Inodes/file handles in the filesystem containing the file (AIX)
- Incorrect permissions on the file.
- Hardware error in the DASD controller or the physical disk containing the file.

With AIX, verify that the disk is not out of space or Inodes, use the **df** command to see whether the `/var/psf` filesystem Percent Used or Percent IUsed values are near 100. If either case is true, the AIX administrator can:

- Enlarge the filesystem containing `/var/psf`, or if the transform working directory has been customized to use another location, increase the size of the filesystem containing the transform working directory.
- Delete any retained jobs from the system to increase the available space.
- If a large number of jobs are on the system, print or delete most of the smaller jobs to free up disk space and Inodes before retrying the jobs that are failing.

For AIX only, if neither case is true, continue debugging other possible conditions:

- Run **errpt -a** looking for errors with the label of: JFS\_FS\_FULL, DISK\_ERR?, BADISK\_ERR?, LVM\_HWFALL, SCSI\_ERR?, DISK\_IO, or other conditions indicating a problem with local or network filesystems. If any of these conditions are found, work with your server hardware Customer Engineer or IBM AIX support to locate the cause and correct the condition.
- Verify that the correct ownership and permissions are set on the transform working directory. The correct permissions should be:

drwxrwsr-x	root	printq	pc12afp
drwxrwsr-x	root	printq	ps2afp

```
drwxrwsr-x  root  printq  ps2afp2
```

**0427-020**

ERROR: \_\_\_\_: A communications error has occurred (return code=\_\_\_\_)

**Explanation:**

The system detected a communication error between **ps2afp** and **ps2afpd** (for Postscript) or **pcl2afp** and **pcl2afpd** (for PCL). There might be a network or host problem.

**System action:**

InfoPrint Manager does not complete the requested transform operation.

**User response:**

See the error log for the transform program, by default `/var/psf/ps2afp/ps2afpd.log` (for Postscript) or `/var/psf/pcl2afp/pcl2afpd.log` (for PCL). Contact the person who administers your system for assistance, if necessary.

**0427-021**

ERROR: \_\_\_\_: A communications protocol error has occurred.

**Explanation:**

InfoPrint Manager detected a communications protocol error between **ps2afp** and **ps2afpd** (for Postscript) or **pcl2afp** and **pcl2afpd** (for PCL) that cannot be corrected.

**System action:**

InfoPrint Manager does not complete the requested transform operation.

**User response:**

Use local problem-reporting procedures to report this message.

**0427-022**

ERROR: \_\_\_\_: System error; out of memory; unable to continue.

**Explanation:**

InfoPrint Manager detected an out of memory condition and cannot continue.

**System action:**

InfoPrint Manager does not complete the requested transform operation.

**User response:**

Contact the person who administers your system for assistance.

**0427-023**

ERROR: \_\_\_\_: The X offset value \_\_\_\_ is not valid.

**Explanation:**

Valid X offset values are in the range of 0 to one half of the `-w`, `ps_width=`, or `pcl_width=` values. The value specified for the X offset was not in this range.

**System action:**

InfoPrint Manager does not complete the requested transform operation.

**User response:**

The X offset value can be specified in the configuration file with the keyword **ps\_x\_offset=** (for PostScript), **pcl\_x\_offset=** (for PCL), or from the command line with the **-x** flag. Correct the X offset value.

**0427-024**

ERROR: \_\_\_\_: The Y offset value \_\_\_\_ is not valid.

**Explanation:**

Valid Y offset values are in the range of 0 to one half of the **-l**, **ps\_length=**, or **pcl\_length=** values. The value specified for the Y offset was not in this range.

**System action:**

InfoPrint Manager does not complete the requested transform operation.

**User response:**

The Y offset value can be specified in the configuration file with the keyword **ps\_y\_offset=** (for PostScript), **error.log** (for PCL), or from the command line with the **-y** flag. Correct the Y offset value.

**0427-025**

ERROR: \_\_\_\_: The device controls value \_\_\_\_ is not valid.

**Explanation:**

Valid device control values are documented in the InfoPrint Manager books. The value specified for the device controls was not valid.

**System action:**

InfoPrint Manager does not complete the requested transform operation.

**User response:**

The device controls value can be specified in the configuration file with the keyword **device\_controls=** or from the command line with the **-device** flag. Correct the device controls value.

**0427-029**

The image size value \_\_\_\_ is not valid.

**Explanation:**

The valid image size value ranges for 240-pel resolution are:

- 0.5 to 5 inches
- 12.7 to 127 millimeters
- 120 to 1200 pels

The valid image size value ranges for 300-pel resolution are:

- 0.5 to 5 inches
- 12.7 to 127 millimeters
- 150 to 1500 pels

The valid image size value ranges for 360-pel resolution are:

- 0.5 to 5 inches
- 12.7 to 127 millimeters
- 180 to 1800 pels

The valid image size value ranges for 480-pel resolution are:

- 0.5 to 5 inches
- 12.7 to 127 millimeters
- 240 to 2400 pels

The valid image size value ranges for 600-pel resolution are:

- 0.5 to 5 inches
- 12.7 to 127 millimeters
- 300 to 3000 pels

The valid image size value ranges for 720-pel resolution are:

- 0.5 to 5 inches
- 12.7 to 127 millimeters
- 360 to 3600 pels

The valid image size value ranges for 1200-pel resolution are:

- 0.5 to 5 inches
- 12.7 to 127 millimeters
- 600 to 6000 pels

If you specify 0, the transform will not use this threshold.

When specifying values in inches, the value must be followed by the letter i. When specifying values in millimeters, the value must be followed by the letter m. No letter follows the value when specifying pels as the unit of measurement. The value specified for the image size was not in any of these ranges or the value was followed by a letter other than i or m.

**System action:**

InfoPrint Manager cannot process the required action.

**User response:**

The image size value can be specified in the configuration file with the keyword `ps_imgsmal1=` or from the command line with the `-imgsmal1` flag. Correct the image size value.

**0427-030**

The line size value \_\_\_\_ is not valid.



**Explanation:**

The valid image size value ranges for 240-pel resolution are:

- 0.5 to 5 inches
- 12.7 to 127 millimeters
- 120 to 1200 pels

The valid image size value ranges for 300-pel resolution are:

- 0.5 to 5 inches
- 12.7 to 127 millimeters
- 150 to 1500 pels

The valid image size value ranges for 360-pel resolution are:

- 0.5 to 5 inches
- 12.7 to 127 millimeters
- 180 to 1800 pels

The valid image size value ranges for 480-pel resolution are:

- 0.5 to 5 inches
- 12.7 to 127 millimeters
- 240 to 2400 pels

The valid image size value ranges for 600-pel resolution are:

- 0.5 to 5 inches
- 12.7 to 127 millimeters
- 300 to 3000 pels

The valid image size value ranges for 720-pel resolution are:

- 0.5 to 5 inches
- 12.7 to 127 millimeters
- 360 to 3600 pels

The valid image size value ranges for 1200-pel resolution are:

- 0.5 to 5 inches
- 12.7 to 127 millimeters
- 600 to 6000 pels

If you specify 0, the transform will not use this threshold.

When specifying values in inches, the value must be followed by the letter i. When specifying values in millimeters, the value must be followed by the letter m. No letter follows the value when specifying pels as the unit of measurement. The value specified for the line size was not in any of these ranges or the value was followed by a letter other than i or m.

**System action:**

InfoPrint Manager cannot process the required action.

**User response:**

The line size value can be specified in the configuration file with the keyword `linesmall=` or from the command line with the `-linesmall` flag. Correct the line size value.

**0427-031**

The text size value \_\_\_\_ is not valid.

**Explanation:**

The valid image size value ranges for 240-pel resolution are:

- 0.5 to 5 inches
- 12.7 to 127 millimeters
- 120 to 1200 pels
- 36 to 360 points

The valid image size value ranges for 300-pel resolution are:

- 0.5 to 5 inches
- 12.7 to 127 millimeters
- 150 to 1500 pels
- 36 to 360 points

The valid image size value ranges for 360-pel resolution are:

- 0.5 to 5 inches
- 12.7 to 127 millimeters
- 180 to 1800 pels
- 36 to 360 points

The valid image size value ranges for 480-pel resolution are:

- 0.5 to 5 inches
- 12.7 to 127 millimeters
- 240 to 2400 pels
- 36 to 360 points

The valid image size value ranges for 600-pel resolution are:

- 0.5 to 5 inches
- 12.7 to 127 millimeters
- 300 to 3000 pels
- 36 to 360 points

The valid image size value ranges for 720-pel resolution are:

- 0.5 to 5 inches
- 12.7 to 127 millimeters

- 360 to 3600 pels
- 36 to 360 points

The valid image size value ranges for 1200-pel resolution are:

- 0.5 to 5 inches
- 12.7 to 127 millimeters
- 600 to 6000 pels
- 36 to 360 points

If you specify 0, the transform will not use this threshold.

When specifying values in inches, the value must be followed by the letter i. When specifying values in millimeters, the value must be followed by the letter m. When specifying values in points, the value must be followed by the letter p. No letter follows the value when specifying pels as the unit of measurement. The value specified for the text size was not in any of these ranges or the value was followed by a letter other than i, m or p.

3

**System action:**

InfoPrint Manager cannot process the required action.

**User response:**

The text size value can be specified in the configuration file with the keyword `ps_txtsmall=` or from the command line with the `-txtsmall` flag. Correct the text size value.

**0427-032**

The `threshsmall` value \_\_\_\_\_ is not valid.

**Explanation:**

The valid `threshsmall` values are:

- `sc_ell`
- `sc_euc`

**System action:**

InfoPrint Manager cannot process the required action.

**User response:**

The `threshsmall` value can be specified in the command line with the `-threshsmall` flag.

**0427-033**

**Explanation:**

Valid `pcl_x_origin` values are in the range of `-577.99` to `577.97`.

The value specified for the `pcl_x_origin` was not in this range.

**System action:**

InfoPrint Manager does not complete the requested transform operation.

**User response:**

The `pcl_x_origin` value can be specified using pragma parameter.  
Correct the `pcl_x_origin` value.

**0427-034****Explanation:**

Valid `pcl_y_origin` values are in the range of -577.99 to 577.97.  
The value specified for the `pcl_y_origin` was not in this range.

**System action:**

InfoPrint Manager does not complete the requested transform operation.

**User response:**

The `pcl_y_origin` value can be specified using pragma parameter.  
Correct the `pcl_y_origin` value.

**0427-035**

The `-is` flag value \_\_\_\_ is not valid.

**Explanation:**

The valid interchange set values are:

- 1  
Means that the output is the same as before, no IS/3 compliant.
- 3  
Means that the output is IS/3 compliant.

 **Note**

Any other value different than **1** or **3** is invalid.

**System action:**

InfoPrint Manager cannot process the required action.

**User response:**

The `-is` flag value can be specified in the command line with the `-is` flag or in the configuration file with the keyword `ps_is= for ps2afp` or `pcl_is= for pcl2afp` . Correct the `-is` flag value.

**0427-036**

The `-is` flag value \_\_\_\_ is not compatible with the output type selected.

**Explanation:**

IS/3 is compatible only with following afp output formats:

- IO1
- IO1\_G4
- IO1\_MMR

- PSEG\_IO1
- PSEG\_IO1\_G4
- PSEG\_IO1\_MMR
- OVLY\_IO1
- OVLY\_IO1\_G4
- OVLY\_IO1\_MMR

**System action:**

InfoPrint Manager cannot process the required action.

**User response:**

Specify other value for the **-is** flag, or change the afp output format to one of the supported values mentioned before.

**0427-037**

The **-is** flag value \_\_\_\_ is not compatible with the output type selected.

**Explanation:**

IS/3 is compatible only with following afp output formats:

- IO1
- IO1\_G4
- IO1\_MMR
- PSEG\_IO1
- PSEG\_IO1\_G4
- PSEG\_IO1\_MMR
- OVLY\_IO1
- OVLY\_IO1\_G4
- OVLY\_IO1\_MMR
- FS45

**System action:**

InfoPrint Manager cannot process the required action.

**User response:**

Specify other value for the **-is** flag, or change the afp output format to one of the supported values mentioned before.

**0427-038**

The **-cmp** flag value \_\_\_\_ is not valid.

**Explanation:**

The valid compression type values are:

- `jpeg-sub`  
Use JPEG subsampled compression.
- `jpeg`  
Use JPEG unsampled compression.
- `lzw`  
Use LZW unsampled compression.

**Note**

Any other value different from `jpeg-sub`, `jpeg`, and `lzw` is invalid.

3

**System action:**

InfoPrint Manager cannot process the required action.

**User response:**

The `-cmp` flag value can be specified in the command line with the `-cmp` flag or in the configuration file with the keyword `ps_compress_type=` for `ps2afp`. Correct the `-cmp` flag value.

**0427-039**

The `-pdfproc` flag value \_\_\_\_ is not valid.

**Explanation:**

The `-pdfproc` flag values are:

- `cpsi`  
The transform uses the CPSI transformer
- `appe`  
The transform uses the APPE transformer
- `agspdl`  
The transform uses the GhostPDL transformer

Any other value different than `cpsi`, `appe`, or `agspdl` is invalid.

**System action:**

InfoPrint Manager cannot process the required action.

**User response:**

The `-pdfproc` flag value can be specified in the command line with the `-pdfproc` flag or in the configuration file with the keyword `pdf_document_processor` for `ps2afp`. Correct the `-pdfproc` flag value.

**0427-040**

The `-pagetype` flag value \_\_\_\_ is not valid.

**Explanation:**

The valid `-pagetype` flag values are:

- `DOCUMENT`

- IM
- OBJECT
- OVERLAY
- OVLY
- PAGE
- PG
- PSEG

**System action:**

The InfoPrint application cannot process the required action.

**User response:**

The **-pagetype** flag value can be specified in the command line.

**0427-041**

The input file type is not valid.

**Explanation:**

The InfoPrint Application cannot process the provided input file type.

**System action:**

The InfoPrint Application does not complete the requested transform operation.

**User response:**

Use a valid input file type.

**0427-042**

The **-psproc** flag value \_\_\_\_ is not valid.

**Explanation:**

The **-psproc** flag values are:

- cpsi  
The transform uses the CPSI transformer
- agspdl  
The transform uses the GhostPDL transformer

Any other value different than cpsi or agspdl is invalid.

**System action:**

InfoPrint Manager cannot process the required action.

**User response:**

The **-psproc** flag value can be specified in the command line with the **-psproc** flag or in the configuration file with the keyword **ps\_document\_processor** for **ps2afp**. Correct the **-psproc** flag value.

**0427-101**

ERROR: Usage: \_\_\_\_ [-C config\_filename] PostScript or PCL transform driver daemon -C specify configuration file name

**Explanation:**

When using a server configuration file with the **ps2afpd** or the **pcl2afpd** transform command, the command must be in the format shown in this message. A **ps2afpd** or a **pcl2afpd** command was entered that did not comply with this format.

**System action:**

InfoPrint Manager displays the **ps2afpd** command syntax.

**User response:**

Use the syntax shown in this message.

**0427-102**

ERROR: \_\_\_\_: Only the -C flag can be specified with this command.

**Explanation:**

The **ps2afpd** command (for Postscript) and the **pcl2afpd** command (for PCL) only have one flag, **-C**, whose value is the name of the configuration file. A flag that was not valid was specified with the command.

**System action:**

InfoPrint Manager does not complete the requested transform operation.

**User response:**

Enter the transform command again.

**0427-103**

ERROR: \_\_\_\_: The configuration file \_\_\_\_ contains keyword values that are not valid. See the log file \_\_\_\_ for more information.

**Explanation:**

The configuration file contains keywords and values that provide information to InfoPrint Manager about transform processing. One or more keyword values in the configuration file are not valid.

**System action:**

InfoPrint Manager does not complete the requested transform operation.

**User response:**

View the log file to determine the keyword value or values that are not valid. Then correct the configuration file.

**0427-104**

ERROR: \_\_\_\_: Files required by the command cannot be found or cannot be accessed. See the log file \_\_\_\_ for more information.



**Explanation:**

The **ps2afp** command (for Postscript) or the **pcl2afp** command (for PCL) requires access to certain files before it can complete the transform operation. The required files cannot be found or you do not have the required file permissions.

**System action:**

InfoPrint Manager does not complete the requested transform operation.

**User response:**

View the error log file, by default `/var/psf/ps2afp/ps2afpd.1og` (for Postscript) or `/var/psf/pc12afp/pc12afpd.1og` (for PCL), to determine which file or files cannot be located or accessed.

**0427-105**

ERROR: \_\_\_\_: The current directory cannot be changed to the working directory \_\_\_\_

**Explanation:**

InfoPrint Manager was not able to change to the working directory specified in the message. Either the directory does not exist or you do not have the correct permission level for that directory.

**System action:**

InfoPrint Manager does not complete the requested transform operation.

**User response:**

Check that the directory name is spelled correctly. You must have x (execute) and w (write) permission for the directory. If you are the owner of the directory, change the permission level. Otherwise, contact the person who administers your system for assistance.

**0427-106**

ERROR: \_\_\_\_: System error; cannot create the listen socket (return code=\_\_\_\_)

**Explanation:**

**ps2afpd** (for Postscript) or **pcl2afpd** (for PCL) detected a system error while trying to create a listen socket. The most likely cause of this problem is attempting to start the **ps2afpd** or **pcl2afpd** command while another instance of a PostScript or PCL transform daemon process is already running using the same configuration file.

**System action:**

InfoPrint Manager does not complete the requested transform operation.

**User response:**

If this message resulted from issuing the **ps2afpd** or the **pcl2afpd** command while the daemon was already running, no further action is required.

If this message resulted from a different action, further information is required to determine the cause. See the error log for the transform program, by default `/var/psf/ps2afp/ps2afpd.1og` (for Postscript) or `/var/psf/pc12afp/pc12afpd.1og` (for PCL) with InfoPrint Manager for AIX and `<install-path>\var\psf\ps2afp\ps2afpd.1og` (for Postscript) or `<install-path>\var\psf\pc12afp\pc12afpd.1og` (for PCL) with InfoPrint Manager for Windows.

**0427-107**

ERROR: \_\_\_\_: System error; cannot create the accept socket (return code=\_\_\_\_).

**Explanation:**

**ps2afpd** (for Postscript) or **pcl2afpd** (for PCL) detected a system error while trying to create the accept socket.

**System action:**

InfoPrint Manager does not complete the requested transform operation.

**User response:**

It might be necessary to enter the **ps2afpd** or **pcl2afpd** server command again. See the error log for the transform program, by default `/var/psf/ps2afpd/ps2afpd.1log` (for Postscript) or `/var/psf/pcl2afpd/pcl2afpd.1log` (for PCL). Contact the person who administers your system for assistance, if necessary.

**0427-108**

ERROR: \_\_\_\_: System error; cannot create the pipes for the child process (return code=\_\_\_\_).

**Explanation:**

If you were processing Postscript, **ps2afpd** detected a system error while trying to create the pipes required to communicate with the **ps2afpd** transform program's PostScript interpreter. If you were processing PCL, **pcl2afpd** detected a system error while trying to create the pipes required to communicate with the **pcl2afpd** transform program's PCL interpreter.

**System action:**

InfoPrint Manager does not complete the requested transform operation.

**User response:**

See the error log for the transform program, by default `/var/psf/ps2afpd/ps2afpd.1log` (for Postscript) or `/var/psf/pcl2afpd/pcl2afpd.1log` (for PCL). Contact the person who administers your system for assistance, if necessary.

**0427-109**

ERROR: \_\_\_\_: System error; cannot fork the child process (return code=\_\_\_\_).

**Explanation:**

**ps2afpd** detected a system error while trying to create and start the PostScript interpreter process or **pcl2afpd** detected a system error while trying to create and start the PCL interpreter process.

**System action:**

InfoPrint Manager does not complete the requested transform operation.

**User response:**

See the error log for the transform program, by default `/var/psf/ps2afpd/ps2afpd.1log` (for Postscript) or `/var/psf/pcl2afpd/pcl2afpd.1log` (for PCL). Contact the person who administers your system for assistance, if necessary.

**0427-110**

ERROR: \_\_\_\_: System error; cannot fork the child process (return code=\_\_\_\_).

**Explanation:**

**ps2afpd** detected a system error while trying to create and start the PostScript interpreter process or **pcl2afpd** detected a system error while trying to create and start the PCL interpreter process.

**System action:**

InfoPrint Manager does not complete the requested transform operation.

**User response:**

See the error log for the transform program, by default `/var/psf/ps2afp/ps2afpd.log` (for Postscript) or `/var/psf/pcl2afp/pcl2afpd.log` (for PCL). Contact the person who administers your system for assistance, if necessary.

**0427-111**

ERROR: \_\_\_\_: System error; cannot communicate with the child process (return code=\_\_\_\_).

**Explanation:**

**ps2afpd** detected a system error while trying to communicate with the PostScript interpreter process or **pcl2afpd** detected a system error while trying to communicate with the PCL interpreter process.

**System action:**

InfoPrint Manager does not complete the requested transform operation.

**User response:**

See the error log for the transform program, by default `/var/psf/ps2afp/ps2afpd.log` (for Postscript) or `/var/psf/pcl2afp/pcl2afpd.log` (for PCL). Contact the person who administers your system for assistance, if necessary.

**0427-112**

ERROR: \_\_\_\_: The font mapping files \_\_\_\_ are not valid.

**Explanation:**

The font mapping file or files specified in the message either do not exist, do not contain valid font mapping information, or you do not have the correct permission level to access the files. Additionally, the Courier font is required in at least one of the font mapping files. The Courier font might not be present.

**System action:**

InfoPrint Manager does not complete the requested transform operation.

**User response:**

Font mapping files must first be created with the **mkfntmap** command. The font mapping files can then be specified in the configuration file with the keyword `ps_font_map_files=` or from the command line with the **-F** flag. Multiple files can be specified and must be separated by colons. Check each of the possible causes listed in this message and correct the font mapping file problem.

**0427-113**

ERROR: \_\_\_\_: System error; unable to create the correct operating environment.

**Explanation:**

**ps2afpd** (for Postscript) or **pcl2afpd** (for PCL) detected system errors during initialization and setup. See the explanations for other error messages in this message group.

**System action:**

InfoPrint Manager does not complete the requested transform operation.

**User response:**

See the other error messages in this message group and the error log for the **ps2afp** transform (for Postscript) or the **pcl2afp** (for PCL) program, by default `/var/psf/ps2afp/ps2afpd.log` and `/var/psf/pcl2afp/pcl2afpd.log`, respectively, for further information on the cause of this error. Contact the person who administers your system for assistance, if necessary.

**0427-114**

ERROR: \_\_\_\_: Transform processing exceeds the time allowed for the job.

**Explanation:**

The job timer value controls the maximum time allowed for transform processing. Processing was not complete when the maximum amount of processing time was reached.

**System action:**

InfoPrint Manager does not complete the requested transform operation.

**User response:**

The job timeout value can be specified in the configuration file with the keyword `ps_job_timeout=` (for Postscript), or `pcl_job_timeout=` (for PCL), or from the command line with the `-j` flag. Increase the job timeout value.

**0427-115**

ERROR: \_\_\_\_: The transform process ended unexpectedly.

**Explanation:**

The transform operation ended at an unexpected point during the transform process.

**System action:**

InfoPrint Manager does not complete the requested transform operation.

**User response:**

See the error log for the transform program, by default `/var/psf/ps2afp/ps2afpd.log` (for Postscript) or `/var/psf/pcl2afp/pcl2afpd.log` (for PCL). Contact the person who administers your system for assistance, if necessary.

**0427-116**

ERROR: \_\_\_\_: An error was detected in the pre load.ps file.

**Explanation:**

The `preload.ps` file, which specifies fonts that should be preloaded, must contain entries in the format of `/font_name findfont pop. font_name` is the name of the font, such as Helvetica-Narrow or Palatino-Roman. **ps2afpd** detected an error in the `preload.ps` file.

**System action:**

InfoPrint Manager does not complete the requested transform operation.

**User response:**

The preloaded font file must be in the work directory specified in the server configuration file. The work directory is specified with the keyword `work_directory=`. Edit the `preload.ps` file and correct any syntax errors.

**0427-117**

ERROR: \_\_\_\_: Insufficient virtual memory is available to complete transform processing.

**Explanation:**

Transform processing requires more virtual memory than was specified with the transform command. A larger maximum memory value might also be required.

**System action:**

InfoPrint Manager does not complete the requested transform operation.

**User response:**

The virtual memory value can be specified in the configuration file with the `ps_VM_percent=` keyword or from the command line with the **-V** flag. Increase the virtual memory value and enter the transform command again. If the error still occurs, increase the maximum memory value using the `ps_max_memory=` keyword in the configuration file or the **-M** flag on the command line.

**0427-118**

ERROR: \_\_\_\_: The input file contains PostScript commands which resulted in an error. The PostScript error was: \_\_\_\_

**Explanation:**

PostScript files contain PostScript language commands. The transform detected commands in the input file that are not valid within the PostScript language. The file might not be a PostScript file.

**System action:**

InfoPrint Manager does not complete the requested transform operation.

**User response:**

Check that the input file is a PostScript file and that all commands in the file conform to the PostScript language syntax

**0427-119**

ERROR: \_\_\_\_: The file contained a server loop password that is not valid.

**Explanation:**

The PostScript file has attempted to access the PostScript server dictionary. However, the file contains a password that is not valid.

**System action:**

InfoPrint Manager does not complete the requested transform operation.

**User response:**

Edit the PostScript file and correct the password.

**0427-120**

ERROR: \_\_\_\_: An error was detected in the PostScript error handler. Increase the maximum memory and virtual memory values.

**Explanation:**

**ps2afpd** ended transform processing due to a recursive error in the PostScript error handler.

**System action:**

InfoPrint Manager does not complete the requested transform operation.

**User response:**

The maximum memory and virtual memory values can be specified in the configuration file with the keywords **ps\_max\_memory=** and **ps\_VM\_percent=** or from the command line with the **-M** and **-V** flags. Increase the values and enter the transform command again. If increasing the values does not correct the problem, use local problem-reporting procedures to report this error message.

**0427-121**

ERROR: \_\_\_\_: An internal error was detected while processing the input file.

**Explanation:**

An internal error occurred that cannot be corrected by InfoPrint.

**System action:**

InfoPrint Manager does not complete the requested transform operation.

**User response:**

Use local problem-reporting procedures to report this message.

**0427-122**

ERROR: \_\_\_\_ : The maximum memory value is too low; The transform cannot complete processing.

**Explanation:**

Transform processing requires a larger maximum memory value than was specified with the transform command.

**System action:**

InfoPrint Manager does not complete the requested transform operation.

**User response:**

The maximum memory value can be specified in the configuration file with the keyword `ps_max_memory=` (for Postscript) or `pcl_max_memory=` (for PCL) or from the command line with the **-M** flag. Increase the maximum memory value.

### 0427-123

Error: \_\_\_\_ : System error; insufficient fixed-disk space is available to complete transform processing.

### 0427-124

ERROR: \_\_\_\_ : An internal error has ended transform processing.

#### Explanation:

An internal error occurred that cannot be corrected by InfoPrint.

#### System action:

InfoPrint Manager does not complete the requested transform operation.

#### User response:

Use local problem-reporting procedures to report this message.

### 0427-125

ERROR: \_\_\_\_ : The transform could not find a PostScript font for use in your document. A Courier font was used instead.

#### Explanation:

The command in the message could not find a certain font in your PostScript document. A Courier (typewriter-style) font was used instead of the missing font. If you tried to print a PostScript document, the command in the message could not find the font in the path that was specified

- On the SMIT Start an InfoPrint Manager Job Script panel - PostScript data panel
- At the command line with the **enq -osfo** flag
- On the SMIT Processing Options panel for the actual destination

If you tried to transform a PostScript document into AFP, the command in the message could not find the font in the path that was specified on the SMIT Processing Options panel for the actual destination. The font may be missing, or you may not have permission to read the font file.

#### System action:

The command continues processing with the new font.

#### User response:

Look at your printed output to see which font is missing. See the error log for the transform program, by default `/var/psf/ps2afp/ps2afpd.1og` (for Postscript) or `/var/psf/pcl2afp/pcl2afpd.1og` (for PCL). Contact the person who administers your system for assistance, if necessary. Make sure that this font exists in the correct path, and that you have permission to read the font file.

### 0427-126

ERROR: \_\_\_\_ : System abort; the PostScript input requires excessive memory and cannot be processed by this transform.

**Explanation:**

The input contains PostScript which makes inefficient use of memory that exceeds the capacity of this PostScript interpreter.

**System action:**

InfoPrint Manager does not complete the requested transform operation.

**User response:**

Correct the PostScript to make more efficient use of memory.

**0427-127**

\_\_\_\_\_: The transform could not find a PostScript font for use in your document. A Courier font is used if you have font substitution turned on. Missing fonts include: \_\_\_\_\_

**Explanation:**

The command in the message could not find a certain font in your PostScript document. If font substitution is turned on, a Courier (typewriter-style) font is used instead of the missing font. If you tried to print a PostScript document, the command in the message could not find the font in the path that was specified through a resource-context object. If you tried to transform a PostScript document into AFP, the command in the message could not find the font in the specified path. The font may be missing, or you may not have permission to read the font file.

**System action:**

If font substitution is turned on, the command continues processing with the new font. If not, the job will end with an error message.

**User response:**

Look at your printed output to see which font is missing. See the error log for the transform program, by default `/var/psf/ps2afp/ps2afpd.1og`. Contact the person who administers your system for assistance, if necessary. Make sure that this font exists in the correct path, and that you have permission to read the font file. To activate font substitution, read the documentation on 'Specifying font substitution through initialization files' in the *RICOH InfoPrint Manager for AIX: Procedures manual*.

**0427-128**

ERROR: The OPI resolution program \_\_\_\_\_ that was specified in the config file cannot be found.

**Explanation:**

The program specified for OPI resolution either cannot be found or accessed.

**System action:**

The transform fails until this error is corrected.

**User response:**

Change the postscript daemon config file to specify a valid opi resolution program that can be accessed by the postscript daemon, and restart the daemon.

**0427-129**

ERROR: The OPI resolution program failed with a return code of \_\_\_\_\_



**Explanation:**

The program specified for OPI resolution returned a non-zero return code.

**System action:**

InfoPrint Manager fails the transform, and the job will not print.

**User response:**

Look at messages in the log and determine how to change the postscript so that the OPI resolution program will complete successfully.

**0427-130**

ERROR: Cannot access the specified cmr resource folder.

**Explanation:**

The InfoPrint Application could not locate the cmr resource folder or the folder does not exist.

**System action:**

InfoPrint does not complete the requested transform operation.

**User response:**

Check that the folder specified in the message exists.

**0427-131**

ERROR: You can run only one APPE daemon. Another APPE daemon is already running.

**Explanation:**

An APPE daemon is already running. The InfoPrint Application can run only one instance of the APPE daemon.

**System action:**

InfoPrint does not complete the requested operation.

**User response:**

Use the existing APPE daemon.

**0427-132**

ERROR: The InfoPrint application reported a mismatch between the type of job and the daemon that processed the job.

**Explanation:**

The InfoPrint application runs multiple daemons, one for APPE and several for CPSI and AGSPDL. The type of job specified through **pdfproc** or **psproc** and/or port parameter needs to match the daemon.

**System action:**

The InfoPrint application does not complete the requested transform operation.

**User response:**

Determine why there was a mismatch between the job and the daemon that processed the job. Use the correct daemon and submit the job again.

### 0427-201

ERROR: Usage:

```
ps2afp [-C config_filename] [-S servername]
[-P portnumber] [-a ps_output_type] [-F font_map_files]
[-c] [-p#] [-g#] [-q]
[-j#] [-l#] [-M#]
[-o output_file_name] [-r#] [-s#]
[-w#] [-x#] [-y#] [-is #] [-cmp#] [-pdfproc #][-thresh#]
[-threshsmall#] [-imgsmall#] [-txtsmall#] [-linesmall#] [-cmrpath search_path]
input_file_name
```

Access a server for PostScript transform processing:

```
-C specify the configuration file name
-S specify the name of the server to be used for processing
-P specify the number of the port that the server monitors
-a specify the AFP data stream output data type: IM1, IO1, IO1_G4, IO1_MMR
PSEG_IM1, PSEG_IO1, PSEG_IO1_G4, PSEG_IO1_MMR
OVLY_IM1, OVLY_IO1, OVLY_IO1_G4, OVLY_IO1_MMR, FS45
-F specify the names of the font mapping files
-c concatenate multiple input files (process them as a single input file)
-p specify certain pages to print
-g specify certain pages to print (if input is DSC conforming)
-q don't display ps2afp messages on the screen
-j specify the maximum amount of time allowed for processing
-l specify the length of the generated image
-M specify the amount of memory used for processing -o specify the output file name
-r specify the output resolution (240, 300, 360, 480, 600, 720 or 1200)
-s specify the maximum amount of time to leave the server idle
-w specify the width of the generated image
-x specify the X offset of the generated image
-y specify the Y offset of the generated image
-is if set to 3 specifies the IS/3 compliance flag
-cmp specify the image compression type to use
-pdfproc specify the pdf document processor to use
-thresh specify the halftoning matrix
-threshsmall specify the single cell halftone
-imgsmall define the size limit to use single cell halftone for images
-txtsmall define the size limit to use single cell halftone for text
-linesmall define the size limit to use single cell halftone for fill or shfill operator
-cmrpath specify the search order for locating color resources.
```

#### Explanation:

The ps2afp transform command must be in the format described in this message. A ps2afp command was entered that did not comply with this format.

#### System action:

InfoPrint Manager does not complete the requested transform operation.

#### User response:

Use the syntax shown in this message.

### 0427-202

ERROR: \_\_\_\_: An input file must be specified.

**Explanation:**

The name of a PostScript input file must be specified with the **ps2afp** transform command, or the name of a PCL input file must be specified with the **pcl2afp** command, or the name of a Type 1 font input file must be specified with the **mkfntmap** command. No input file was specified.

**System action:**

InfoPrint Manager does not complete the requested transform operation.

**User response:**

Specify an input file with the command.

**0427-203**

ERROR: \_\_\_\_: Server connection cannot be established (return code=\_\_\_\_).

**Explanation:**

The InfoPrint Manager transform command cannot make a connection with the transform daemon at the IP address and port specified on the transform command (or defaulted by the transform daemon configuration file). The transform command issues the internal return code in the message. The transform daemon may not be running or might be listening on a different port number.

**System action:**

InfoPrint Manager does not complete the requested transform operation.

**User response:****On AIX / Linux:**

1. Verify that the **ps2afpd** command (for Postscript) or the **pcl2afpd** command (for PCL) is currently running:

```
ps -eaf |grep 2afp
```

This command will output a list of processes that are currently running and should also tell you what configuration file was used to start them. The output should look similar to:

```
daemon 17462 1 0 Jan 01 -
0:00 ps2afpd -C /usr/lpp/psf/ps2afp/3160d.cfg...
daemon 17465 1 0 Jan 01 - 0:00 ps2afpd -C
/usr/lpp/psf/ps2afp/ps2afpd.cfg
daemon 17468 1 0 Jan 01 - 0:00
/usr/lpp/psf/bin/pcl2afpd
```

2. In this output the two default **ps2afpd** processes are running with different configuration files. The **pcl2afpd** process is running with the default configuration file (`/usr/lpp/psf/pcl2afp/pcl2afpd.cfg`) which is not displayed. If no processes are shown when this command is run, the transform daemon processes are not currently running. These processes can be restarted by running the following commands:

```
/usr/lpp/psf/bin/ps2afpd
-C /usr/lpp/psf/ps2afp/3160d.cfg
/usr/lpp/psf/bin/ps2afpd
-C /usr/lpp/psf/ps2afp/ps2afpd.cfg
/usr/lpp/psf/bin/pcl2afpd
```

3. If the processes are running, you should review the configuration files listed above to see which port the daemon is configured to listen on. If processing Postscript, ensure that both the **ps2afp** and **ps2afpd** commands are using the same port number. Check these default **ps2afpd** configuration files:

Default **ps2afpd** configuration files:

```
/usr/lpp/psf/ps2afp/3160d.cfg
/usr/lpp/psf/ps2afp/ps2afpd.cfg
```

Default **ps2afp** configuration files:

```
/usr/lpp/psf/ps2afp/ps2afp.cfg
```

If processing PCL, ensure that both the **pcl2afp** and **pcl2afpd** commands are using the same port number. Check these default **pcl2afpd** configuration files:

Default **pcl2afpd** configuration file:

```
/usr/lpp/psf/pcl2afp/pcl2afpd.cfg
```

Default **pcl2afp** configuration files:

```
/usr/lpp/psf/pcl2afp/pcl2afp.cfg
```

#### On Windows:

1. Verify that the **ps2afpd** command (for Postscript) or the **pcl2afpd** command (for PCL) is currently running with Windows Task Manager by typing **Ctrl + Alt + Delete**.
2. Stop and start the InfoPrint Manager server.
3. If the processes are running, you should review the configuration files listed above to see which port the daemon is configured to listen on. If processing Postscript, ensure that both the **ps2afp** and **ps2afpd** commands are using the same port number. Check these default **ps2afpd** configuration files:

Default **ps2afpd** configuration files:

```
<install-path>\ps2afp\3160d.cfg
<install-path>\ps2afp\ps2afpd.cfg
```

Default **ps2afp** configuration files:

```
<install-path>\ps2afp\ps2afp.cfg
```

If processing PCL, ensure that both the **pcl2afp** and **pcl2afpd** commands are using the same port number. Check these default **pcl2afpd** configuration files:

Default **pcl2afpd** configuration file:

```
<install-path>\pcl2afp\pcl2afpd.cfg
```

Default **pcl2afp** configuration files:

```
<install-path>\pcl2afp\pcl2afp.cfg
```

See the 'InfoPrint Manager: Reference' for more information on the contents of these configuration files.

**0427-204**

ERROR: \_\_\_\_: No communications from the server before the job timeout was reached. The host or server might be down.

**Explanation:**

The **ps2afpd** process (for Postscript) or the **pcl2afpd** process (for PCL) running on the server did not respond before the job timeout interval specified with the transform command was reached. The timeout interval might be too low or the host or the server might be down.

**System action:**

InfoPrint Manager does not complete the requested transform operation.

**User response:**

Check that the host or server is active. If the host or server is active, increase the job timeout value.

**0427-205**

\_\_\_\_: Configuration file(s) processed: \_\_\_\_

**Explanation:**

The transform program read and processed the configuration files listed in this message.

**System action:**

InfoPrint Manager displays this message at the beginning of the transform process. InfoPrint Manager also displays the transform command as it was entered at the command line and the configuration information being used by the transform program.

**User response:**

This is an informational message; no response is required.

**0427-206**

ERROR: \_\_\_\_: Transform processing has completed.

**Explanation:**

The transform has ended.

**System action:**

InfoPrint Manager waits for your next request.

**User response:**

This is an informational message; no response is required.

**0427-207**

ERROR: \_\_\_\_: \_\_\_\_ is not a valid range of pages for the -p flag.

**Explanation:**

You used the **-p** flag to transform only certain pages into AFP, instead of transforming the entire file. However, the values you used with **-p** are not valid.

**System action:**

The command does not complete.

**User response:**

Try the command again with **-p** values such as:

- 12-43 (transforms pages 12 through 43 only)
- even (transforms even pages only)
- odd (transforms odd pages only)
- 10- (transforms from page 10 to the end of the file)
- -15 (transforms from the beginning of the file to page 15)

3

**0427-208**

ERROR: Usage: pcl2afp [-C config\_filename] [-S servername] [-P portnumber] [-a pcl\_output\_type] [-c] [-p#] [-q] [-j#] [-l#] [-M#] [-o output\_file\_name] [-r#] [-s#] [-w#] [-x#] [-y#] [-is #] input\_file\_name  
 Access a server for PCL transform processing: -C specify the configuration file name -S specify the name of the server to be used for processing -P specify the number of the port that the server monitors -a specify the AFP data stream output data type: IM1, IO1, IO1\_G4, IO1\_MMR PSEG\_IM1, PSEG\_IO1, PSEG\_IO1\_G4, PSEG\_IO1\_MMR OVLY\_IM1, OVLY\_IO1, OVLY\_IO1\_G4, OVLY\_IO1\_MMR -c concatenate multiple input files (process them as a single input file) -p specify certain pages to print -q don't display pcl2afp messages on the screen -j specify the maximum amount of time allowed for processing -l specify the length of the generated image -M specify the amount of memory used for processing -o specify the output file name -r specify the output resolution (240, 300, 360, 480, 600, 720 or 1200) -s specify the maximum amount of time to leave the server idle -w specify the width of the generated image -x specify the X offset of the generated image -y specify the Y offset of the generated image -is if set to 3 specifies the IS/3 compliance flag.

**Explanation:**

The pcl2afp transform command must be in the format described in this message. A pcl2afp command was entered that did not comply with this format.

**System action:**

InfoPrint Manager does not complete the requested transform operation.

**User response:**

Use the syntax shown in this message.

**0427-301**

\_\_\_\_: The file \_\_\_\_ is not a valid Type 1 PostScript font file and has been ignored.

**Explanation:**

The InfoPrint Manager **mkfntmap** command creates font mapping files by reading information for Type 1 PostScript files. The file specified with the command does not contain valid Type 1 PostScript information.

**System action:**

If this is the only file specified with the command, processing stops. If more than one file was specified, InfoPrint Manager ignores the file identified in the message, and processing continues with the next file.

**User response:**

Specify valid Type 1 PostScript font file names when creating font mapping files.

**0427-302**

The user is not authorized to run this program.

**Explanation:**

The user does not have privileges to run this program and perform operations.

**System action:**

The program is not started.

**User response:**

Verify that the user running this program is authorized to perform the required operations.

**0427-501****Explanation:**

The AFP2PDF transform detected an out of memory condition and cannot continue.

**System action:**

The AFP2PDF transform does not complete the requested operation.

**User response:**

Contact your system administrator for assistance.

**0427-502****Explanation:**

The AFP2PDF transform could not determine the size of the provided file.

**System action:**

The AFP2PDF transform does not complete the requested operation.

**User response:**

Contact your system administrator for assistance.

**0427-503****Explanation:**

The AFP2PDF transform client did not receive the name of the input file as a parameter. Check the manual or run the executable without any parameters to see how to use the AFP2PDF client.

**System action:**

The AFP2PDF transform does not complete the requested operation.

**User response:**

Contact your system administrator for assistance.

**0427-504**

**Explanation:**

The AFP2PDF transform encountered an error while initializing.

**System action:**

The AFP2PDF transform does not complete the requested operation.

**User response:**

Contact your system administrator for assistance.

**0427-505**

**Explanation:**

The AFP2PDF transform encountered an error while initializing.

**System action:**

The AFP2PDF transform does not complete the requested operation.

**User response:**

Contact your system administrator for assistance.

**0427-506**

**Explanation:**

The AFP2PDF transform encountered an error while initializing.

**System action:**

The AFP2PDF transform does not complete the requested operation.

**User response:**

Contact your system administrator for assistance.

**0427-507**

**Explanation:**

The AFP2PDF transform encountered an error while initializing.

**System action:**

The AFP2PDF transform does not complete the requested operation.

**User response:**

Contact your system administrator for assistance.

**0427-508**

**Explanation:**



The output file specified by the `-o` parameter could not be opened for writing. This might happen if the file is locked by another process.

**System action:**

The AFP2PDF transform does not complete the requested operation.

**User response:**

Check if the output file is locked by another process. If not, contact your system administrator for assistance.

**0427-510****Explanation:**

The input AFP file contains images that have a greater number of bits per pixel than the limit specified in the error message. These images are not displayed, but the file is transformed.

**System action:**

The AFP2PDF transform converts the input AFP ignoring the images that triggered this error.

**User response:**

Contact your system administrator for assistance.

**0427-511****Explanation:**

The input AFP file contains an inline GIF image or references an external GIF image which contains an invalid width value or an invalid height value. The values of width and height of the product should match up with the number of the pixels in the images.

**System action:**

The AFP2PDF transform converts the input AFP ignoring the images that triggered this error.

**User response:**

Contact your system administrator for assistance.

**0427-512****Explanation:**

The input AFP file contains an inline FOCA font resource of character set type or references an external FOCA font resource of character set type which contains an error.

**System action:**

The AFP2PDF transform converts the input AFP without using the FOCA font resource. The text is written with the default font.

**User response:**

Contact your system administrator for assistance.

**0427-513****Explanation:**

The input AFP file contains an inline FOCA font resource of code-page type or references an external FOCA font resource of code-page type which contains an error.

**System action:**

The AFP2PDF transform converts the input AFP without using the FOCA font resource. The text is written with the default font.

**User response:**

Contact your system administrator for assistance.

**0427-514**

**Explanation:**

The input AFP file contains an inline FOCA font resource of coded font type or references an external FOCA font resource of coded font type which contains an error.

**System action:**

The AFP2PDF transform converts the input AFP without using the FOCA font resource. The text is written with the default font.

**User response:**

Contact your system administrator for assistance.

**0427-516**

**Explanation:**

The external file handler cannot be closed.

**System action:**

The AFP2PDF transform does not complete the requested operation.

**User response:**

Contact your system administrator for assistance.

**0427-518**

**Explanation:**

The AFP2PDF transform cannot perform the write operation on an external file.

**System action:**

The AFP2PDF transform does not complete the requested operation.

**User response:**

Contact your system administrator for assistance.

**0427-520**

**Explanation:**

There is an error while converting a GIF image in order to be embedded within the PDF stream.

**System action:**

The AFP2PDF transform converts the input AFP ignoring the images that triggered this error.

**User response:**

Contact your system administrator for assistance.

**0427-521****Explanation:**

An undocumented error occurred while converting a GIF image in order to be embedded within the PDF stream.

**System action:**

The AFP2PDF transform converts the input AFP ignoring the images that triggered this error.

**User response:**

Contact your system administrator for assistance.

**0427-522****Explanation:**

The AFP2PDF transform cannot perform the write operation on an external file.

**System action:**

The AFP2PDF transform does not complete the requested operation.

**User response:**

Contact your system administrator for assistance.

**0427-523****Explanation:**

The AFP2PDF transform encountered an internal error while converting a GIF image.

**System action:**

The AFP2PDF transform converts the input AFP ignoring the images that triggered this error.

**User response:**

Contact your system administrator for assistance.

**0427-525****Explanation:**

The AFP2PDF transform encountered an internal error while converting a GIF image.

**System action:**

The AFP2PDF transform converts the input AFP ignoring the images that triggered this error.

**User response:**

Contact your system administrator for assistance.

### **0427-526**

#### **Explanation:**

The AFP file provided as input references internal or external FOCA font resources of type code-page and character set, or a Glyph that is referenced in the code-page file is not found within the character set during parsing.

#### **System action:**

The AFP2PDF transform converts the input AFP ignoring the images that triggered this error.

#### **User response:**

Contact your system administrator for assistance.

3

### **0427-527**

#### **Explanation:**

The AFP2PDF transform encountered an internal error while converting a GIF image.

#### **System action:**

The AFP2PDF transform converts the input AFP ignoring the images that triggered this error.

#### **User response:**

Contact your system administrator for assistance.

### **0427-529**

#### **Explanation:**

The AFP2PDF transform encountered an internal error while converting a GIF image.

#### **System action:**

The AFP2PDF transform converts the input AFP ignoring the images that triggered this error.

#### **User response:**

Contact your system administrator for assistance.

### **0427-530**

#### **Explanation:**

Insufficient fixed disk space available to write the output file.

#### **System action:**

The AFP2PDF transform does not complete the requested operation.

#### **User response:**

Contact your system administrator for assistance.

### **0427-532**

#### **Explanation:**

The AFP2PDF transform encountered an error while initializing.

**System action:**

The AFP2PDF transform does not complete the requested operation.

**User response:**

Contact your system administrator for assistance.

**0427-535****Explanation:**

While converting the AFP input file, the AFP2PDF encountered a problem with the AFP file. The data length or the data structure of an AFP structure field might be incorrect.

**System action:**

The AFP2PDF transform does not complete the requested operation.

**User response:**

Contact the AFP file creator and correct the invalid AFP file or contact the your system administrator for assistance.

**0427-536****Explanation:**

The AFP2PDF encountered a problem while converting the AFP input file. The AFP input file contains a Begin Document structure field, but does not contain an End Document structure field corresponding to the Begin Document.

**System action:**

The AFP2PDF transform does not complete the requested operation.

**User response:**

Contact the AFP file creator and correct the invalid AFP file or your system administrator for assistance.

**0427-537****Explanation:**

While converting the AFP input file the AFP2PDF encountered a problem with an embedded image, or an external image that was referenced from the AFP file.

**System action:**

The AFP2PDF transform converts the input AFP ignoring the images that triggered this error.

**User response:**

Contact the AFP file creator and correct the invalid AFP file or contact your system administrator for assistance.

**0427-538****Explanation:**

The medium map specified using an Include Medium Map structure field or a Medium Map reference triplet (triplet 0x56) on a Begin Page structure field was not found either in the embedded Form definition (if there is an embedded form definition ) or in an external form definition if an external form definition was specified.

**System action:**

The AFP2PDF transform converts the input AFP, but it will not convert the changes that were specified within the Medium Map including page positioning, page rotation, medium overlays).

**User response:**

Contact the AFP file creator and correct the invalid AFP file or contact your system administrator for assistance.

3

**0427-539****Explanation:**

If an external or internal page segment contains text (if it contains a PTX structure field, or a MCF structure field), the MODCA reference does not support text within a Page segment.

**System action:**

The AFP2PDF transform converts the input AFP, but it will not convert any text that was specified within a Page Segment.

**User response:**

Contact your system administrator for assistance.

**0427-540****Explanation:**

The resource file specified in the parameter of the error message was not found. The AFP2PDF transform searches through the resource paths specified within the `afp2pdf.cfg` configuration file at the `RESOURCE_PATH` entry. In case the resource file specified in the error message is a FOCA font resource type then the resource is also searched at the path specified by the `FOCA_FONT_PATH` entry from the configuration file.

**System action:**

The AFP2PDF transform converts the input AFP without transforming any information from the resource that was not found.

**User response:**

Check if the resource is present in the paths specified at the `RESOURCE_PATH` entry in the configuration file. If the resource is not present, copy it to the mentioned path.

**0427-541****Explanation:**

An error occurred while trying to open a resource file.

**System action:**

The AFP2PDF transform does not complete the requested operation.

**User response:**

Contact your system administrator for assistance.

**0427-542****Explanation:**

An error occurred while trying to open the specified file. Check if the file is present.

**System action:**

The AFP2PDF transform does not complete the requested operation.

**User response:**

Contact your system administrator for assistance.

**0427-543****Explanation:**

An error occurred while trying to read the specified file. Make sure that if the file is present.

**System action:**

The AFP2PDF transform does not complete the requested operation.

**User response:**

Contact your system administrator for assistance.

**0427-544****Explanation:**

The configuration file 'ALIAS.FNT' has a missing header. This configuration file can be found on AIX and Linux at the following path /usr/lpp/psf/afp2pdf/font or on Windows in the IPM-install-path \afp2pdf\font. Open this file in a text viewer and check if the "[FONT]" entry at the beginning of the file is present or not. Note that the ";" character is interpreted as comment, so any line that starts with ";" is ignored.

**System action:**

The AFP2PDF transform does not complete the requested operation.

**User response:**

Contact your system administrator for assistance.

**0427-545****Explanation:**

The configuration file 'CPDEF.FNT' has a missing header. This configuration file can be found on AIX and Linux at the following path /usr/lpp/psf/afp2pdf/font or on Windows in the IPM-install-path \afp2pdf\font. Open this file in a text viewer and check if the "[CODEPG]" entry at the beginning of the file is present or not. Note that the ";" character is interpreted as comment, so any line that starts with ";" is ignored.

**System action:**

The AFP2PDF transform does not complete the requested operation.

**User response:**

Contact your system administrator for assistance.

**0427-546****Explanation:**

The configuration file 'CSDEF.FNT' has a missing header. This configuration file can be found on AIX and Linux at the following path /usr/lpp/psf/afp2pdf/font or on Windows in the IPM-install-path \afp2pdf\font. Open this file in a text viewer and check if the "[CHARSET]" entry at the beginning of the file is present or not. Note that the ";" character is interpreted as comment, so any line that starts with ";" is ignored.

**System action:**

The AFP2PDF transform does not complete the requested operation.

**User response:**

Contact your system administrator for assistance.

**0427-548****Explanation:**

The configuration file 'CSDEF.FNT' does not contain the character set specified within the error message. The APF file references a FOCA font resource of character set type and the AFP2PDF is configured to map the fonts using the ENABLE\_AUT\_FONT\_IMAGE flag from the afp2pdf.cfg config file, or when the referenced resource file is not embedded and cannot be found in the resource directories. If the AFP2PDF transform does not find the font resource, then that font is mapped using the CSDEF.FNT file. In case that there is no entry for the specified font, the default font is used. The default value for the default font is "Times Roman", but the default font can be changed by changing the 'CSDEF.FNT' file. Within the '[CHARSET]' part of the CSDEF.FNT file specify the DEFAULT entry, by setting a different FGID (Font Global ID).

**System action:**

The AFP2PDF transform converts the input AFP, but the text in the specified coded font is written with the default font.

**User response:**

Contact your system administrator for assistance and to add a mapping for the character set in question in case a mapping is known.

**0427-549****Explanation:**

The configuration file 'CPDEF.FNT' does not contain the code page specified within the error message. The APF file references a FOCA font resource of code-page type and the AFP2PDF is configured to map the fonts using the ENABLE\_AUT\_FONT\_IMAGE flag from the afp2pdf.cfg config file, or the referenced resource file is not embedded and cannot be found in the resource directories. To correctly display the mapped fonts, the CPDEF.FNT file provides a mapping between the IBM name of the code-page and the Code-page ID (CPIP). If the AFP2PDF transform does not



find the code-page within the CPDEF.FNT file, then that font is displayed using the default code-page. This default code-page can be set using the "DEFAULT" entry within the CPDEF.FNT file.

**System action:**

The AFP2PDF transform converts the input AFP, but the text written in the specified code-page will use the default font.

**User response:**

Contact your system administrator for assistance.

**0427-550****Explanation:**

The configuration file 'ICODED.FNT' does not contain the coded font specified within the error message. The APF file references a FOCA font resource of coded font type and the AFP2PDF is configured to map the( fonts this can be set using the ENABLE\_AUT\_FONT\_IMAGE flag from the afp2pdf.cfg config file), or the referenced resource file is not embedded and also cannot be found in the resource directories. To correctly display the mapped fonts, the ICODED.FNT file provides a mapping between the IBM name of the coded font and a code-page - character set pair.

**System action:**

The AFP2PDF transform converts the input AFP, but the text in the specified coded font is written with the default font.

**User response:**

Contact your system administrator for assistance.

**0427-557****Explanation:**

The active Medium Map does not contain the Page Position structure field (PGP2) with the id specified in the error message.

**System action:**

The AFP2PDF transform converts the input AFP, but it will not convert any information regarding the page position.

**User response:**

Contact the AFP file creator and correct the invalid AFP file or contact your system administrator for assistance.

**0427-558****Explanation:**

The specified index file is invalid.

**System action:**

The AFP2PDF transform converts the input AFP, but it will not convert any information contained in the index file.

**User response:**

Contact the AFP index file creator and correct the invalid AFP file or contact your system administrator for assistance.

**0427-559****Explanation:**

The specified configuration file cannot be opened. The file might be missing or locked by another process. Make sure that the specified file is present or it is not opened by another process. The 'afp2pdf.cfg' can be found at the following paths: '/usr/lpp/psf/bin' (AIX & Linux) or '\Install-Path\bin' (Windows), and the 'CPDEF.FNT', 'CSDEF.FNT', 'ICODED.FNT' can be found at the following paths: '/usr/lpp/psf/afp2pdf/font' (AIX & Linux) or '\Install-Path\afp2pdf/font' (Windows).

**System action:**

AFP2PDF transform does not complete the requested operation.

**User response:**

Contact your system administrator for assistance.

**0427-566****Explanation:**

The input flag specified in the error message is invalid. Check the manual or run the executable without any parameters to see how to use the AFP2PDF transform client.

**System action:**

The AFP2PDF transform does not complete the requested operation.

**User response:**

Check the manual or run the executable without any parameters to see how to use the AFP2PDF client.

**0427-567****Explanation:**

The configuration file specified as parameter using the '-C' flag, or the default configuration file cannot be opened. Make sure that the specified configuration file exists, or it is not locked by another process.

**System action:**

The AFP2PDF transform does not complete the requested operation.

**User response:**

Contact your system administrator for assistance.

**0427-568****Explanation:**

The configuration file specified as parameter using the '-C' flag, or the default configuration file cannot be read. Make sure that the specified configuration file exists, or it is not locked by another process. This error might also occur if the configuration file specified has a size of 0 bytes.

**System action:**

The AFP2PDF transform does not complete the requested operation.

**User response:**

Contact your system administrator for assistance.

**0427-569****Explanation:**

The input flag specified within the error message does not have a value. This error message might occur when you call the AFP2PDF client using the input flags '-pragma fdef' or '-pragma aligntext' without specifying a value for these flags. The '-pragma fdef' flag awaits a form definition name after the flag, while the '-pragma aligntext' awaits one of the following values: 0, 90, 180 or 270. Check the manual for further information, and correct the call to the AFP2PDF transform client.

**System action:**

AFP2PDF transform does not complete the requested operation.

**User response:**

Check the manual or run the executable without any parameters to see how to use the AFP2PDF client.

**0427-571****Explanation:**

AFP2PDF is trying to generate the options list to be sent to the ITM server to transform the requested AFP file.

**System action:**

The AFP2PDF transform does not complete the requested operation.

**User response:**

Contact your system administrator for assistance.

**0427-572****Explanation:**

There was an error while interpreting the command line arguments specified to the AFP2PDF transform client. Check the manual or run the executable without any parameters to see how to use the AFP2PDF transform client.

**System action:**

The AFP2PDF transform does not complete the requested operation.

**User response:**

Check the manual or run the executable without any parameters to see how to use the AFP2PDF client.

**0427-573****Explanation:**

The input flag specified within the error message does not have a valid value. This error message might occur when you call the AFP2PDF client using the input flags '-pragma aligntext' and when you specify a value different from the expected values: 0, 90, 180 or 270. The error message might also occur when you call the flag '-pragma' without adding 'fdef' that specifies form definition, or without adding 'aligntext'. Check the manual for further information, and correct the call to the AFP2PDF transform client.

**System action:**

The AFP2PDF transform does not complete the requested operation.

**User response:**

Check the manual or run the executable without any parameters to see how to use the AFP2PDF client.

**0427-574****Explanation:**

The file specified as the input file is missing or it has an unacceptable format. The AFP2PDF transform can accept an AFP or a SCS input file. Make sure that the specified input file exists.

**System action:**

The AFP2PDF transform does not complete the requested operation.

**User response:**

Check the manual or run the executable without any parameters to see how to use the AFP2PDF client.

**0427-575****Explanation:**

To locally transform AFP files to PDF files you need to install the InfoPrint Manager AFP2PDF feature. If you do not have the AFP2PDF feature installed, you can still transform AFP files using an ITM server, using the '-S' and '-P' flags to specify the ITM servers IP and the ITM server.

**System action:**

The AFP2PDF transform does not complete the requested operation.

**User response:**

Check the manual or run the executable without any parameters to see how to use the AFP2PDF client. Contact your system administrator to install the InfoPrint Manager AFP2PDF feature.

**0427-576****Explanation:**

To correctly convert the text to Unicode, the AFP2PDF transform uses the ICU converter. The AFP2PDF could not find the ICU libraries. This might happen because of installation problems.

**System action:**

The AFP2PDF transform does not complete the requested operation.

**User response:**

Contact your system administrator for assistance.

**0427-577****Explanation:**

A CNV file is an additional file that the ICU libraries use to convert a text from a specified code-page to Unicode and from Unicode to a code-page. The name of the CNV file contains the code-page ID of the code-page. At install time, AFP2PDF transform adds the CNV resource files to the following paths: /usr/lpp/psf/afp2pdf/cnv on Linux and AIX or IPM-Install-path\afp2pdf\cnv\.. There is an AFP file referencing a code-page that does not have an equivalent CNV file in the above specified paths. The CNV file generated by the AFP2PDF and stored in the temporary directory cannot be found. If the AFP file references a custom FOCA font resource of type code-page that is found internally within the AFP file or externally, the AFP2PDF creates a custom CNV file using the data specified within the FOCA font resource of type code-page to be used by the ICU libraries. This custom CNV file is saved within the temporary directory to be used later by the AFP2PDF transform. There might be a problem generating the custom CNV file.

**System action:**

The AFP2PDF transform converts the input AFP, but the text that was using the specified CNV file is written with the default font.

**User response:**

Contact your system administrator for assistance.

**0427-578****Explanation:**

Insufficient fixed disk space available to write the output file.

**System action:**

The AFP2PDF transform does not complete the requested operation.

**User response:**

Contact your system administrator for assistance.

**0427-579****Explanation:**

A temporary file cannot be opened. The AFP2PDF transform has no access to the temporary directory /var/afp2pdf/ (on AIX and Linux) or \IPM-Install-path\var\afp2pdf.

**System action:**

The AFP2PDF transform does not complete the requested operation.

**User response:**

Contact your system administrator for assistance.

### 0427-580

#### Explanation:

The file specified as output using the '-o' flag cannot be created. This error occurs when you specify an invalid path or if the specified output exists, but it is locked by another process. Check the output parameter and correct it if the path is invalid.

#### System action:

The AFP2PDF transform does not complete the requested operation.

#### User response:

Contact your system administrator for assistance.

3

### 0427-581

#### Explanation:

The option from the error message requires an argument. Check the manual or run the executable without any parameters to see how to use the AFP2PDF transform client.

#### System action:

The AFP2PDF transform does not complete the requested operation.

#### User response:

Check the manual or run the executable without any parameters to see how to use the AFP2PDF client.

### 0427-582

#### Explanation:

The file specified as input cannot be opened. This might happen if you provide an invalid path, or if the file specified as input exists, but it is locked by another process.

#### System action:

The AFP2PDF transform does not complete the requested operation.

#### User response:

Contact your system administrator for assistance.

### 0427-584

#### Explanation:

The file specified as input cannot be opened. This might happen if you provide an invalid path, or if the file is locked by another process.

#### System action:

The AFP2PDF transform does not complete the requested operation.

#### User response:

Contact your system administrator for assistance.

**0427-585****Explanation:**

The file specified as output cannot be opened. This might happen if you provide an invalid path, or if the file is locked by another process.

**System action:**

The AFP2PDF transform does not complete the requested operation.

**User response:**

Contact your system administrator for assistance.

**0427-586****Explanation:**

The AFP2PDF transform encountered an error while initializing.

**System action:**

The AFP2PDF transform does not complete the requested operation.

**User response:**

Contact your system administrator for assistance.

**0427-587****Explanation:**

The AFP2PDF transform encountered an error while transforming. The transformation is not complete.

**System action:**

The AFP2PDF transform does not complete the requested operation.

**User response:**

Contact your system administrator for assistance.

**0427-588****Explanation:**

The AFP file references an internal or external JFIF/JPEG image whose header is invalid.

**System action:**

The AFP2PDF transform converts the input AFP without displaying the image specified in the error message.

**User response:**

Contact your system administrator for assistance.

**0427-589****Explanation:**

The AFP file references an internal or external JFIF/JPEG image whose format is not supported.

**System action:**

The AFP2PDF transform converts the input AFP, but the image specified in the error message will not be displayed.

**User response:**

Contact your system administrator for assistance.

**0427-590**

**Explanation:**

The AFP2PDF encounters a problem while decompressing an internal or external JFIF/JPEG image referenced by an AFP file.

**System action:**

The AFP2PDF transform converts the input AFP, but the image specified in the error message will not be displayed.

**User response:**

Contact your system administrator for assistance.

**0427-591**

**Explanation:**

The AFP file references an internal or external GIF image whose header is invalid.

**System action:**

The AFP2PDF transform converts the input AFP, but the image specified in the error message will not be displayed.

**User response:**

Contact your system administrator for assistance.

**0427-592**

**Explanation:**

The AFP file references an internal or external GIF image whose format is not supported.

**System action:**

The AFP2PDF transform converts the input AFP, but the image specified in the error message will not be displayed.

**User response:**

Contact your system administrator for assistance.

**0427-593**

**Explanation:**



The AFP2PDF encounters a problem while decompressing an internal or external GIF image referenced by an AFP file.

**System action:**

The AFP2PDF transform converts the input AFP, but the image specified in the error message will not be displayed.

**User response:**

Contact your system administrator for assistance.

**0427-596****Explanation:**

The AFP2PDF transform encounters an internal error while converting the coordinate system for writing the positions of the objects in the PDF file.

**System action:**

The AFP2PDF transform does not complete the requested operation.

**User response:**

Contact your system administrator for assistance.

**0427-597****Explanation:**

The AFP2PDF transform does not find the specified Adobe Type 1 font or Adobe Type 0 font. The AFP2PDF will use the default Times Roman font instead.

**System action:**

The AFP2PDF transform converts the input AFP, but the text in the specified coded font is written with the default font.

**User response:**

Contact your system administrator for assistance.

**0427-598****Explanation:**

The AFP input file references a FOCA font that references an external metrics file (AFM file) which is missing.

**System action:**

The AFP2PDF transform converts the input AFP, but the text in the specified coded font is written with the default font.

**User response:**

Contact your system administrator for assistance.

**0427-600****Explanation:**

The AFP2PDF is configured to map fonts and the specified mapping set in the CSDEF.FNT configuration file or the ALIAS.FNT configuration file leads to a font that does not exist. The AFP2PDF can be configured to map fonts setting the ENABLE\_AUTO\_FONT\_IMAGE flag from the afp2pdf.cfg config file on FALSE.

**System action:**

The AFP2PDF transform converts the input AFP, but the text written with the specified font is written with the default font.

**User response:**

Contact your system administrator for assistance.

3

**0427-601****Explanation:**

The configuration file 'FONTMAP.LST' is missing. This file should be found on AIX and Linux at the following path: '\usr\lpp\psf\afp2pdf\font', and on Windows 'IPM-Install-Path/afp2pdf/font' .

**System action:**

The AFP2PDF transform converts the input AFP, but some parts of the text will use the default font.

**User response:**

Contact your system administrator for assistance.

**0427-602****Explanation:**

The Print metrics file (PFM) corresponding to the Adobe Type 1 specified in the FONTMAP.LST configuration file contains an error.

**System action:**

The AFP2PDF transform converts the input AFP, but some parts of the text is written with the default font.

**User response:**

Contact your system administrator for assistance.

**0427-605****Explanation:**

The AFP2PDF transform encounters an internal error while trying to add a JFIF/JPEG image into the PDF stream.

**System action:**

The AFP2PDF transform does not complete the requested operation.

**User response:**

Contact your system administrator for assistance.

**0427-606****Explanation:**

The AFP2PDF transform encounters an internal error while trying to create the PDF output file.

**System action:**

The AFP2PDF transform does not complete the requested operation.

**User response:**

Contact your system administrator for assistance.

**0427-607****Explanation:**

The AFP2PDF transform encounters an internal error while trying to create the PDF output file.

**System action:**

The AFP2PDF transform does not complete the requested operation.

**User response:**

Contact your system administrator for assistance.

**0427-608****Explanation:**

The AFP2PDF transform has reached the maximum number of pages.

**System action:**

The AFP2PDF transform does not complete the requested operation.

**User response:**

Contact your system administrator for assistance.

**0427-609****Explanation:**

The AFP2PDF transform encounters an internal error while trying to create the PDF output file. The page specified in the error message has already been initialized.

**System action:**

The AFP2PDF transform does not complete the requested operation.

**User response:**

Contact your system administrator for assistance.

**0427-610****Explanation:**

The AFP2PDF transform encounters an internal error while trying to create the PDF output file. While trying to create the page object for the specified page, the page object was already initialized.

**System action:**

The AFP2PDF transform does not complete the requested operation.

**User response:**

Contact your system administrator for assistance.

**0427-611**

**Explanation:**

The AFP2PDF transform encounters an internal error while trying to create the PDF output file. While trying to create the page object for the specified page, the page object was already finalized.

**System action:**

The AFP2PDF transform does not complete the requested operation.

**User response:**

Contact your system administrator for assistance.

**0427-612**

**Explanation:**

An error occurred while trying to compress the content of the PDF output file. Try disabling the compression by setting the `DISABLE_COMPRESSION` flag from the `afp2pdf.cfg` file to `TRUE`, and see if the error still occurs.

**System action:**

The AFP2PDF transform does not complete the requested operation.

**User response:**

Contact your system administrator for assistance.

**0427-616**

**Explanation:**

The AFP2PDF transform encounters an internal error while trying to create the PDF output file.

**System action:**

The AFP2PDF transform does not complete the requested operation.

**User response:**

Contact your system administrator for assistance.

**0427-618**

**Explanation:**

The AFP2PDF transform encounters an internal error while trying to create the PDF output file.

**System action:**

The AFP2PDF transform does not complete the requested operation.

**User response:**

Contact your system administrator for assistance.

**0427-642****Explanation:**

The AFP file references an internal or external TIFF resource that contains an invalid image.

**System action:**

The AFP2PDF transform converts the input AFP without displaying the image specified in the error message.

**User response:**

Contact your system administrator for assistance.

**0427-644****Explanation:**

Currently, the AFP2PDF transform does not support Universal Complex Text format.

**System action:**

The AFP2PDF transform converts the input AFP without displaying the text specified in UCT.

**User response:**

Contact your system administrator for assistance.

**0427-645****Explanation:**

The AFP2PDF transform cannot open the temporary directory. The temporary directory is used to create temporary files needed by the AFP2PDF transform. The location of the temporary directory is on AIX and Linux at the following path: '`\var\afp2pdf\`', and on Windows at the following path: '`/IPM-Install-Path/var/afp2pdf`'.

**System action:**

The AFP2PDF transform does not complete the requested operation.

**User response:**

Contact your system administrator for assistance.

**0427-646****Explanation:**

The AFP2PDF transform could not delete the temporary files created for this job. The temporary files are stored within the temporary directory. The location of the temporary directory is on AIX and Linux '`\var\afp2pdf\`', and on Windows at the following path: '`/IPM-Install-Path/var/afp2pdf`'.

**System action:**

The AFP2PDF transform converts the input AFP without deleting temporary files.

**User response:**

Contact your system administrator for assistance.

**0427-647**

**Explanation:**

The AFP2PDF transform could find the TrueType font resource specified within the error message. Due to print fidelity setting, the AFP2PDF terminates.

**System action:**

The AFP2PDF transform does not complete the requested operation.

3

**User response:**

Contact your system administrator for assistance.

**0427-648**

**Explanation:**

The AFP2PDF transform encountered an invalid TrueType font resource. Due to print fidelity setting, the AFP2PDF terminates.

**System action:**

The AFP2PDF transform does not complete the requested operation.

**User response:**

Contact your system administrator for assistance.

**0427-649**

**Explanation:**

The resource specified in the error message referenced from the AFP file has an invalid AFP structure.

**System action:**

The AFP2PDF transform does not complete the requested operation.

**User response:**

Contact your system administrator for assistance.

**0427-650**

**Explanation:**

The barcode whose type is specified in the error message is not supported by the AFP2PDF transform.

**System action:**

The AFP2PDF transform converts the input AFP without including the specified barcode in the resulting PDF file.

**User response:**

Contact your system administrator for assistance.

#### **0427-652**

##### **Explanation:**

The specified barcode type contains an invalid value in the specified field.

##### **System action:**

The AFP2PDF transform converts the input AFP without including the specified barcode in the resulting PDF file.

##### **User response:**

Contact your system administrator for assistance.

3

#### **0427-653**

##### **Explanation:**

The presentation space of the barcode is smaller than the size of the barcode specified in the BCOCA structures.

##### **System action:**

The AFP2PDF transform converts the input AFP without including the specified barcode in the resulting PDF file.

##### **User response:**

Contact your system administrator for assistance.

#### **0427-655**

##### **Explanation:**

The AFP input file specified is not valid. The error might be found in the specified structure field, at the specified offset. Contact the AFP file creator to correct the problem.

##### **System action:**

The AFP2PDF transform does not complete the requested operation.

##### **User response:**

Contact the AFP file creator to correct the problem, or contact your system administrator for assistance.

#### **0427-656**

##### **Explanation:**

The AFP input file specified is not valid. The error might be found at the specified offset. Contact the AFP file creator to correct the problem.

##### **System action:**

The AFP2PDF transform does not complete the requested operation.

##### **User response:**

Contact the AFP file creator to correct the problem, or contact your system administrator for assistance.

### **0427-657**

#### **Explanation:**

The SCS input file specified is not valid. The error can be found at the specified offset. Contact SCS file creator to correct the problem.

#### **System action:**

The AFP2PDF transform does not complete the requested operation.

#### **User response:**

Contact the SCS file creator to correct the problem, or contact your system administrator for assistance.

### **0427-658**

#### **Explanation:**

In case the AFP files specify a font using the GRID (Global resource Identifier) format, the AFP2PDF transforms maps the GRID to a code-page character set pair. The character set that must be used cannot be found in the resource directories.

#### **System action:**

The AFP2PDF transform converts the input AFP, but some parts of the text is written with the default font.

#### **User response:**

Contact your system administrator for assistance.

### **0427-659**

#### **Explanation:**

In case the AFP files specify a font using the GRID (Global resource Identifier) format, the AFP2PDF transforms maps the GRID to a code-page character set pair. The character set that must be used is invalid.

#### **System action:**

The AFP2PDF transform converts the input AFP, but some parts of the text is written with the default font

#### **User response:**

Contact your system administrator for assistance.

### **0427-660**

#### **Explanation:**

The AFP files reference an internal or external object using the Include Object (IOB) structure field whose size exceeds the size specified in the Include Object structure field.

#### **System action:**



The AFP2PDF transform converts the input AFP, but the object in error will not be displayed.

**User response:**

Contact your system administrator for assistance.

**0427-661****Explanation:**

The AFP file references an internal or external invalid resource of the type specified in the error message.

**System action:**

The AFP2PDF transform converts the input AFP without displaying the resource specified in the error message.

**User response:**

Contact your system administrator for assistance.

**0427-662****Explanation:**

The AFP input file contains a text that is written with a FOCA DBCS raster font containing code-point values that are outside the defined ranges of the specified FOCA DBCS raster font.

**System action:**

The AFP2PDF transform converts the input AFP. The text is written with the default font.

**User response:**

Contact your system administrator for assistance.

**0427-664****Explanation:**

The AFP file references an internal or external Overlay invalid resource.

**System action:**

The AFP2PDF transform converts the input AFP without displaying the image specified in the error message.

**User response:**

Contact your system administrator for assistance.

**0427-665****Explanation:**

The AFP file references an internal or external Page Segment resource which is invalid.

**System action:**

The AFP2PDF transform converts the input AFP without displaying the resource specified in the error message.

**User response:**

Contact your system administrator for assistance.

**0427-666**

**Explanation:**

The AFP file references an internal or external Form definition resource which is invalid.

**System action:**

The AFP2PDF transform converts the input AFP without displaying the resource specified in the error message.

3

**User response:**

Contact your system administrator for assistance.

**0427-667**

**Explanation:**

The AFP file references an internal or external TrueType font resource which is invalid.

**System action:**

The AFP2PDF transform converts the input AFP without displaying the resource specified in the error message.

**User response:**

Contact your system administrator for assistance.

**0427-668**

**Explanation:**

The AFP file references an internal or external FOCA resource which is invalid.

**System action:**

The AFP2PDF transform converts the input AFP without displaying the resource specified in the error message.

**User response:**

Contact your system administrator for assistance.

**0427-807**

**Explanation:**

The AFP2PDF transform encounters an internal error while trying to create the trace module. If this error message occurs while the trace is enabled, the trace file will not be created.

**System action:**

The AFP2PDF transform converts the input AFP file without creating a trace file.

**User response:**

Contact your system administrator for assistance.

**0427-809****Explanation:**

The AFP2PDF transform encounters an internal error while trying to destroy the trace module. If this error message occurs while the trace is enabled, the trace file will not be created.

**System action:**

The AFP2PDF transform converts the input AFP file without creating a trace file.

**User response:**

Contact your system administrator for assistance.

**0427-822****Explanation:**

The AFP2PDF transform program cannot set the position indicator in the specified file.

**System action:**

The AFP2PDF transform will not complete the requested transform operation.

**User response:**

Contact your system administrator for assistance.

**0427-831****Explanation:**

The trace option specified in the configuration file is incorrect. Use only 0 or 1 values.

**System action:**

The AFP2PDF transform converts the input AFP file without creating a trace file.

**User response:**

Contact your system administrator for assistance.

**0427-832****Explanation:**

The AFP2PDF transform could not find the TrueType font resource specified within the error message. The default font for TrueType fonts specified in the 'tdef.fnt' configuration file replaces the missing font.

**System action:**

The AFP2PDF transform converts the input AFP file, but the resulting file might be different due to the different TrueType font.

**User response:**

Contact your system administrator for assistance.

**0427-833****Explanation:**

The AFP2PDF transform encounters an invalid TrueType font while transforming the AFP input file. The name of the invalid font is specified within the error message. The default font for TrueType fonts specified in the 'tdef.fnt' configuration file replaces the invalid font.

**System action:**

The AFP2PDF transform converts the input AFP file, but the resulting file might be different due to the different TrueType font.

**User response:**

Contact your system administrator for assistance.

**3****0427-834****Explanation:**

The AFP2PDF transform encountered an error in the SCS data while transforming a SCS input file to a PDF file. The error message specifies the SCS command that contains the incorrect data.

**System action:**

The AFP2PDF transform does not complete the requested transform operation.

**User response:**

Contact your system administrator for assistance.

**0427-835****Explanation:**

In case the AFP2PDF transform processes an AFP file that references a code-page that cannot be found in the resource paths, but there is a mapping in the 'CPDEF.FNT' configuration files, the AFP2PDF transform shows this warning message to alert and inform you that the referenced code-page is mapped using the rules specified in the 'CPDEF.FNT' configuration file. The code-page ID specified in the warning message will replace the requested code-page.

**System action:**

The AFP2PDF transform converts the input AFP file, but the resulting file might be different due to the mapped resource file.

**User response:**

Contact your system administrator for assistance.

**0427-836****Explanation:**

In case the AFP2PDF transform processes an AFP file that references a character set that cannot be found in the resource paths, but there is a mapping in the 'CSDEF.FNT' configuration files, the AFP2PDF transform shows this warning message to alert and inform you that the referenced character set is mapped using the rules specified in the 'CSDEF.FNT' configuration file. The requested character set is substituted with the font global ID specified in the warning message.

**System action:**

The AFP2PDF transform converts the input AFP file, but the resulting file might be different due to the mapped resource file.

**User response:**

Contact your system administrator for assistance.

**0427-837****Explanation:**

In case the AFP2PDF transform processes an AFP file that references a coded font that cannot be found in the resource paths but there is a mapping in the 'ICODED.FNT' configuration files, the AFP2PDF transform shows this warning message to alert and inform you that the referenced coded font is mapped using the rules specified in the 'ICODED.FNT' configuration file. The code-page/character set pair specified in the warning message replaces the requested coded font.

**System action:**

The AFP2PDF transform converts the input AFP file, but the resulting file might be different due to the mapped resource file.

**User response:**

Contact your system administrator for assistance.

**0427-901****Explanation:**

You added the verbose option using the '-v' flag. The error message displays the version of the AFP2PDF transform.

**System action:**

The AFP2PDF transform converts the input AFP file.

**User response:**

This is an informational message; no response is required.

**0427-910****Explanation:**

The AFP2PDF transform cannot create the specified output file, thus the output file is created at the following default locations: '\C:\AFP2PDF.PDF' on a Windows machine, or '\AFP2PDF.PDF' if the transform is run on Linux or AIX system.

**System action:**

The AFP2PDF transform converts the input AFP file, but you will not specify the location of the output file.

**User response:**

Contact your system administrator for assistance.

**0427-911****Explanation:**

The input AFP file references an EPS (Encapsulated PostScript) object which is not supported by the AFP2PDF transform. The object is ignored and the transformation is completed without the specified object.

**System action:**

The AFP2PDF transform converts the input AFP file, but the specified object will not be present in the output file.

**User response:**

Contact your system administrator for assistance.

3

**0427-912**

**Explanation:**

The input AFP file references a PDF (Portable Document Format) resource which is not supported by the AFP2PDF transform. The object is ignored and the transformation is completed without the specified object.

**System action:**

The AFP2PDF transform converts the input AFP file, but the specified object will not be present in the output file.

**User response:**

Contact your system administrator for assistance.

**0427-914**

**Explanation:**

The input AFP file references a PCX (Personal Computer Exchange image) object which is not supported by the AFP2PDF transform. The object is ignored and the transformation is completed without the specified object.

**System action:**

The AFP2PDF transform converts the input AFP file, but the specified object will not be present in the output file.

**User response:**

Contact your system administrator for assistance.

**0427-917**

**Explanation:**

The input AFP file references a DIB (Device Independent Bitmap image) object which is not supported by the AFP2PDF transform. The object is ignored and the transformation is completed without the specified object.

**System action:**

The AFP2PDF transform converts the input AFP file, but the specified object will not be present in the output file.

**User response:**

Contact your system administrator for assistance.

### 0427-918

#### Explanation:

The input AFP file references a Script object which is not supported by the AFP2PDF transform. The object is ignored and the transformation is completed without the specified object.

#### System action:

The AFP2PDF transform converts the input AFP file, but the specified object will not be present in the output file.

#### User response:

Contact your system administrator for assistance.

### 0427-919

#### Explanation:

The input AFP file references a SMGL object which is not supported by the AFP2PDF transform. The object is ignored and the transformation is completed without the specified object.

#### System action:

The AFP2PDF transform converts the input AFP file, but the specified object will not be present in the output file.

#### User response:

Contact your system administrator for assistance.

### 0427-924

#### Explanation:

No parameters are specified to the AFP2PDF transform. This message displays the usage of the AFP2PDF transform. The '-S' and '-P' flags are used if the transformation is done using an InfoPrint Manager Transform Feature server. This option can also be used if the AFP2PDF transform feature is not installed. In case the AFP2PDF transform is installed and you want to transform the AFP input file locally, the '-o' parameter specifies the location of the resulting output file. Using '-pragma aligntext=[value]' you can specify the text rotation. Valid values for text rotation are : 0, 90, 180, 270. Using '-pragma fdef=[filename]' you can specify a form definition that the AFP2PDF transform might use. The specified form definition might be available in one of the resource paths specified in the configuration file afp2pdf.cfg. Using '-C [filename]' you can specify a different configuration file, while '-v' enables the verbose information.

#### System action:

The AFP2PDF transform displays the usage message for the transform command.

#### User response:

Use the flags specified in the usage message.

### 0427-926

#### Explanation:

You added the verbose option using the '-v' flag. This message displays additional information regarding the state of the transformation.

**System action:**

The AFP2PDF transform converts the input AFP file.

**User response:**

This is an informational message; no response is required.

**0427-927**

**Explanation:**

You added the verbose option using the '-v' flag. This message displays additional information regarding the elapsed time since the beginning of the AFP file transformation.

**System action:**

The AFP2PDF transform converts the input AFP file.

**User response:**

This is an informational message; no response is required.

**0427-928**

**Explanation:**

You added the verbose option using the '-v' flag. This message informs you about the completion of the transformation.

**System action:**

The AFP2PDF transform converts the input AFP file.

**User response:**

This is an informational message; no response is required.

**0427-935**

**Explanation:**

You added the verbose option using the '-v' flag. This message displays the type of the input file. This message is displayed if the input file is a SCS file.

**System action:**

The AFP2PDF transform converts the input AFP file.

**User response:**

This is an informational message; no response is required.

**0427-936**

**Explanation:**

You added the verbose option using the '-v' flag. This message displays the type of the input file. This message is displayed if the input file is an AFP file.



**System action:**

The AFP2PDF transform converts the input AFP file.

**User response:**

This is an informational message; no response is required.

**0427-937****Explanation:**

You added the verbose option using the '-v' flag. This message displays the type name of the input file.

**System action:**

The AFP2PDF transform converts the input AFP file.

**User response:**

This is an informational message; no response is required.

**0427-938****Explanation:**

You added the verbose option using the '-v' flag.

**System action:**

The AFP2PDF transform converts the input AFP file.

**User response:**

This is an informational message; no response is required.

**0427-939****Explanation:**

You added the verbose option using the '-v' flag. This message displays the name of the specified form definition.

**System action:**

The AFP2PDF transform converts the input AFP file.

**User response:**

This is an informational message; no response is required.

**0427-940****Explanation:**

You added the verbose option using the '-v' flag. This message displays the specified rotation.

**System action:**

The AFP2PDF transform converts the input AFP file.

**User response:**

This is an informational message; no response is required.

#### **0427-941**

##### **Explanation:**

You added the verbose option using the '-v' flag. This message displays the file size of the input file.

##### **System action:**

The AFP2PDF transform converts the input AFP file.

##### **User response:**

This is an informational message; no response is required.

#### **0427-942**

##### **Explanation:**

You added the verbose option using the '-v' flag. This message displays the number of pages of the input file.

##### **System action:**

The AFP2PDF transform converts the input AFP file.

##### **User response:**

This is an informational message; no response is required.

#### **0427-943**

##### **Explanation:**

You added the verbose option using the '-v' flag. This message displays the type of the output file. The output file is a PDF document.

##### **System action:**

The AFP2PDF transform converts the input AFP file.

##### **User response:**

This is an informational message; no response is required.

#### **0427-944**

##### **Explanation:**

You added the verbose option using the '-v' flag. This message displays the list of Truetype fonts that are embedded in the output PDF file.

##### **System action:**

The AFP2PDF transform converts the input AFP file.

##### **User response:**

This is an informational message; no response is required.

**0427-945****Explanation:**

You specified a rule in the 'TTDEF.FNT' configuration file. A rule in the 'TTDEF.FNT' configuration file specifies a mapping of a certain TrueType font to another font. After you specify a rule in the 'TTDEF.FNT' configuration file, the mapping is done if the input file references the specified font.

**System action:**

The AFP2PDF transform converts the input AFP file.

**User response:**

This is an informational message; no response is required.

**0427-946****Explanation:**

The 'afp2pdf.cfg' configuration file or the configuration file specified using the '-c' option contains a list with invalid extensions. The configuration file can specify the extensions of the following resource types: form definitions, page segments, overlays, TIFF image files, GIF image files, JFIF/JPEG image files, character sets, code pages, coded fonts and TrueType fonts. The extension list of the mentioned resources does not conform with the rules specified in the configuration file. The extension list in error uses the default list of extensions ('\*.\*').

**System action:**

The AFP2PDF transform converts the input AFP file, but some external resource might not be found in the resource path specified if their extension is different from the default extension.

**User response:**

Change the extension list in the configuration file, or contact your system administrator for assistance.

**0428-001**

ERROR: \_\_\_\_: System error; insufficient fixed-disk space is available to complete transform processing.

**Explanation:**

Insufficient fixed disk space is available to write the output file.

**System action:**

InfoPrint Manager does not complete the requested transform operation.

**User response:**

Contact the person who administers your system for assistance.

**0428-007**

\_\_\_\_ - An error was encountered while attempting to allocate \_\_\_\_ bytes for \_\_\_\_.

**Explanation:**

The **sap2afp** transform program cannot allocate sufficient memory to perform the requested operation.

**System action:**

InfoPrint Manager does not complete the requested transform operation.

**User response:**

Close any unnecessary windows and stop any unneeded processes. Then, try the operation again. If the error cannot be corrected or the error occurs again, use local problem-reporting procedures to report this message.

**0428-008**

A \_\_\_\_ flag is missing from the `sap2afp` command.

**Explanation:**

A required flag is missing from the **sap2afp** command.

**System action:**

InfoPrint Manager does not complete the requested transform operation.

**User response:**

Use local problem-reporting procedures to report this error to your application support group.

**0428-009**

A value must be specified with the \_\_\_\_ flag.

**Explanation:**

The **sap2afp** transform command requires a value for the input flag specified in this message. The value can immediately follow the flag or can be separated by spaces. No value was supplied for the flag.

**System action:**

InfoPrint Manager does not complete the requested transform operation.

**User response:**

Enter the transform command again, and supply a value for the flag.

**0428-010**

The flag \_\_\_\_ is not valid on the `sap2afp` command.

**Explanation:**

A flag that is not valid was specified on the **sap2afp** command. Valid flags for the **sap2afp** command are described in the **sap2afp** man page.

**System action:**

InfoPrint Manager does not complete the requested transform operation.

**User response:**

Enter the transform command again, specifying only valid flags.

**0428-011**

An invalid OTF command \_\_\_\_\_ was found in line \_\_\_\_\_.

**Explanation:**

The **sap2afp** transform encountered an unrecognized OTF command at the line in the input file shown in the message.

**System action:**

InfoPrint Manager does not complete the requested transform operation.

**User response:**

Use local problem-reporting procedures to report this error to your application support group.

**0428-012**

An error was found in opening file \_\_\_\_\_.

**Explanation:**

The **sap2afp** transform program cannot open the specified file. You may not have the required permissions for the file or the directory containing the file.

**System action:**

InfoPrint Manager does not complete the requested transform operation.

**User response:**

Check that the specified file exists and that you have read permission for the file. You must have **x** (execute) and **w** (write) permission for the directory containing the file and **w** and **r** (read) permission for the file itself.

**0428-013**

An error was found on closing file \_\_\_\_\_.

**Explanation:**

The **sap2afp** transform program was unable to close the file specified in the message.

**System action:**

InfoPrint Manager does not complete the requested transform operation.

**User response:**

Use local problem-reporting procedures to report this error to your application support group.

**0428-014**

An error occurred while processing file \_\_\_\_\_.

**Explanation:**

The **sap2afp** transform program detected an error while processing the file specified in the message.

**System action:**

InfoPrint Manager does not complete the requested transform operation.

**User response:**

Use local problem-reporting procedures to report this error to your application support group.

**0428-015**

A keyword \_\_\_\_ is missing from line \_\_\_\_ in file \_\_\_\_.

**Explanation:**

A keyword is missing from the file specified in the message. The keyword specifies information about the printing of your file.

**System action:**

InfoPrint Manager does not complete the requested transform operation.

**User response:**

Use local problem-reporting procedures to report this error to your application support group.

**0428-016**

A keyword \_\_\_\_ is missing from file \_\_\_\_.

**Explanation:**

A keyword that defines a default for the processing of your file is missing from the file specified in the message.

**System action:**

InfoPrint Manager does not complete the requested transform operation.

**User response:**

Use local problem-reporting procedures to report this error to your application support group.

**0428-017**

An invalid line \_\_\_\_ was found in file \_\_\_\_.

**Explanation:**

An invalid line was found in the file specified in the message.

**System action:**

InfoPrint Manager does not complete the requested transform operation.

**User response:**

Use local problem-reporting procedures to report this error to your application support group.

**0428-018**

An invalid value was found for \_\_\_\_ at line \_\_\_\_ in file \_\_\_\_.

**Explanation:**

An invalid value for the specified keyword was found at the location shown in the file specified in the message.

**System action:**

InfoPrint Manager does not complete the requested transform operation.

**User response:**

Use local problem-reporting procedures to report this error to your application support group.

**0428-019**

Input line \_\_\_\_ is too long in file \_\_\_\_.

**Explanation:**

A line was too long in the input file specified in the message.

**System action:**

InfoPrint Manager does not complete the requested transform operation.

**User response:**

Use local problem-reporting procedures to report this error to your application support group.

**0428-020**

Insufficient internal storage was available for \_\_\_\_.

**Explanation:**

Not enough internal storage is available for the **sap2afp** transform program to perform the requested operation.

**System action:**

InfoPrint Manager does not complete the requested transform operation.

**User response:**

Close any unnecessary windows and stop any unneeded processes. Then, try the operation again. If the error cannot be corrected or the error occurs again, use local problem-reporting procedures to report this message.

**0428-021**

A matching font (\_\_\_\_ \_\_\_\_ \_\_\_\_ ) was not found, so font \_\_\_\_ was substituted.

**Explanation:**

A font matching the one specified in the message could not be found.

**System action:**

Processing of the file continues, with another font substituted.

**User response:**

If you need to use the font that was not found, contact your system support group and ask that they install that font, if available. If the substituted font is acceptable, no response is necessary.

### 0428-022

A bar code matching \_\_\_\_ was not found.

#### **Explanation:**

InfoPrint Manager was unable to find a bar code to match the one specified in the message.

#### **System action:**

InfoPrint Manager does not complete the requested transform operation.

#### **User response:**

Contact your system support group to have the missing bar code made available.

3

### 0428-023

An error occurred while deleting file \_\_\_\_.

#### **Explanation:**

The **sap2afp** transform program encountered an error while attempting to delete the file specified in the message.

#### **System action:**

InfoPrint Manager does not complete the requested transform operation.

#### **User response:**

Use local problem-reporting procedures to report this error to your application support group.

### 0428-024

An invalid LineData command \_\_\_\_ was found in line \_\_\_\_.

#### **Explanation:**

The **sap2afp** transform encountered an unrecognized LineData command at the line in the input file shown in the message.

#### **System action:**

InfoPrint Manager does not complete the requested transform operation.

#### **User response:**

Use local problem-reporting procedures to report this error to your application support group.

### 0428-025

A printer destination \_\_\_\_ was not found in file \_\_\_\_.

#### **Explanation:**

The printer destination keyword was not found in the file indicated in the message. This keyword is required for successful processing of the file.

#### **System action:**

InfoPrint Manager does not complete the requested transform operation.



**User response:**

Use local problem-reporting procedures to report this error to your application support group.

**0428-026**

A format \_\_\_\_ was not found in file \_\_\_\_.

**Explanation:**

The format keyword was not found in the file indicated in the message. This keyword is required for successful processing of the file.

**System action:**

InfoPrint Manager does not complete the requested transform operation.

**User response:**

Use local problem-reporting procedures to report this error to your application support group.

**0428-027****Call is:**

```

sap2afp [-?]
[-x]
[-formdef=formdef_name]
[-pagedef=pagedef_name]
[-chars=char1_name,char2_name]
[-t]
[-g]
[-r resolution]
[-a ImageType]
[-fdeflib=pathname]
[-fontlib=pathname]
[-ovlylib=pathname]
[-pdeflib=pathname]
[-pseglib=pathname]
[-reslib=pathname]
[-userlib=pathname]
[-abapcp <filename>]
[-pagedeftab <filename>]
[-imagetab <filename>]
[-centerlines]
[-gocatext]
[-sap_bc_origin]
[-useascii]
[-sapgof_st_chars]
[-environment <envtype>]
[-truetype]
[-is interchangeset]
[-inlinefdefpath=[path]]
[-S servername]
[-P portnumber]
[-o outfile]

```

## [infile]

where:

- -?, displays this help
- -x, this parameter is ignored by sap2afp
- -formdef=formdef\_name, name of the formdef to use
- -pagedef=pagedef\_name, name of the pagedef to use (ABAP only)
- -chars=char1\_name,char2\_name, name of chars for ACIF to use (ABAP only)
- -t, traces program execution
- -g, uses GOCA boxes
- -r resolution, the resolution (DPI) to use for image data
- -a ImageType, IOCA Image Type (FS10 or FS45)
- -fdeflib=pathname, formdef resource path (ABAP only)
- -fontlib=pathname, font resource path (ABAP only)
- -ovlylib=pathname, overlays resource path (ABAP only)
- -pdeflib=pathname, pagedef resource path (ABAP only)
- -pseglib=pathname, pageseg resource path (ABAP only)
- -reslib=pathname, system resource path (ABAP only)
- -userlib=pathname, user resource path (ABAP only)
- -abapcp <filename>, uses <filename> instead of defcp tab file
- -pagedeftab <filename>, uses <filename> instead of pagedef tab file
- -imagetab <filename>, uses <filename> instead of image.tab
- -centerlines, centers BX boxes based on SAP spec, not PTOCA spec
- -gocatext, uses GOCA fonts from 6400fonts.tab for ST text data
- -sap\_bc\_origin, barcode origin is lower left corner
- -useascii, treats data as ASCII in SAPGOF OTFs with ST commands that use CP4102 or CP4103
- -sapgof\_st\_chars, signals that SAPGOF\_ST\_CHARS:X setting is activated on the SAP Unicode System
- -environment <envtype>, specifies environment for ASCII-encoded ABAP, see userenv file for possible values
- -truetype, when in Unicode environment, uses the truetype configuration files
- -is interchangeset, if value is 3, generates IS/3 compliant AFP output
- -inlinedefpath=[path], includes the formdef inline into the AFP output, formdef search will start with the optional path
  - S, specifies the name of the server to be used for processing
  - P, specifies the number of the port that the server monitors
- -o outfile, is the output file

- -infile , is the input file

OTF Example:

```
sap2afp -g -o outfile.afp infile.otf
```

ABAP Example:

```
sap2afp -g -o outfile.afp infile.abap
```

### 0428-028

An error occurred while reading file \_\_\_\_\_.

#### Explanation:

The sap2afp transform program cannot read from the specified file. You may not have the required permissions for the file or the directory containing the file.

#### System action:

InfoPrint Manager does not complete the requested transform operation.

#### User response:

Check that the specified file exists and that you have read permission for the file. You must have x (execute) and r (read) permission for the directory containing the file and r (read) permission for the file itself.

### 0428-029

An error occurred while writing file \_\_\_\_\_.

#### Explanation:

The sap2afp transform program cannot write to the specified file. You may not have the required permissions for the file or the directory containing the file.

#### System action:

InfoPrint Manager does not complete the requested transform operation.

#### User response:

Check that the specified file exists and/or that you have write permission for the file. You must have x (execute) and w (write) permission for the directory containing the file and w (write) permission for the file itself.

### 0428-030

An error occurred while seeking through file \_\_\_\_\_.

#### Explanation:

The sap2afp transform program cannot set position indicator in the specified file.

#### System action:

InfoPrint Manager does not complete the requested transform operation.

#### User response:

Check that the specified file exists and that you have read permission for the file. You must have x (execute) and r (read) permission for the directory containing the file and r (read) permission for the file itself.

**0428-031**

SAP EBCDIC input file not supported.

**Explanation:**

SAP EBCDIC input file not supported

**System action:**

InfoPrint Manager does not complete the requested transform operation.

**User response:**

Check that the input file is ASCII or Unicode.

**0428-032**

Unknown input file format.

**Explanation:**

Unknown input file format.

**System action:**

InfoPrint Manager does not complete the requested transform operation.

**User response:**

Check that the input file is a valid SAP file.

**0428-033**

The ACIF program has signalled an error during processing: \_\_\_\_

**Explanation:**

The ACIF program has signalled an error during processing.

**System action:**

InfoPrint Manager does not complete the requested transform operation.

**User response:**

Check the ACIF manual for more information about the error.

**0428-034**

The font \_\_\_\_ is not Unicode-enabled.

**Explanation:**

The used font is not Unicode-enabled.

**System action:**

InfoPrint Manager does not complete the requested transform operation.

**User response:**

Select a Unicode-enabled font instead of the one specified, then submit the job again.

**0428-035**

ERROR: Unknown conversion field \_\_\_\_ specified in \_\_\_\_.

**Explanation:**

The field specified by CONVERT FOR is not supported.

**System action:**

InfoPrint Manager does not complete the requested transform operation.

**User response:**

Correct the value specified by the CONVERT FOR field. Then, try the operation again. If the error cannot be corrected or the error occurs again, use local problem-reporting procedures to report this message.

**0428-036**

ERROR: An error was encountered when trying to open iconv with conversion tables specified as \_\_\_\_ and \_\_\_\_.

**Explanation:**

Iconv failed when trying to open.

**System action:**

InfoPrint Manager does not complete the requested transform operation.

**User response:**

Verify the tables exist in /usr/lib/nls/loc/iconv/ with proper permissions. Then, try the operation again. If the error cannot be corrected or the error occurs again, use local problem-reporting procedures to report this message.

**0428-037**

ERROR: Iconv failed, errno = \_\_\_\_.

**Explanation:**

A call to iconv failed.

**System action:**

InfoPrint Manager does not complete the requested transform operation.

**User response:**

Use local problem-reporting procedures to report this message.

**0428-038**

ERROR: The parameter 'formdef', 'pagedef', or 'chars' was not passed in and is required.

**Explanation:**

A required parameter for processing was not specified.

**System action:**

InfoPrint Manager does not complete the requested transform operation.

**User response:**

Verify that there is an entry for the job's paper type in `/usr/lpp/psf/sap2afp/pagedef.tab` on the machine on which the actual destination you are sending the job to is defined, or specify the missing parameter on the command line.

**0428-039**

ERROR: \_\_\_\_ transform failed loading the icu library \_\_\_\_.

**Explanation:**

A call to load the icu libraries failed.

**System action:**

InfoPrint Manager does not complete the requested transform operation.

**User response:**

Make sure to have the icu libraries in the right location in InfoPrint Manager. If the files are present, try the operation again. If the error cannot be corrected, use the local problem-reporting procedures to report this message.

**0428-040**

The `-is` flag value \_\_\_\_ is not valid.

**Explanation:**

The valid interchange set values are:

- 1  
Means that the output is the same as before (not IS/3 compliant).
- 3  
Means that the output is IS/3 compliant.

**Note**

If you specify any value different than **1** and **3** it is invalid.

**System action:**

InfoPrint Manager cannot process the required action.

**User response:**

The `-is` flag value can be specified in the command line with the `-is` flag. Correct the `-is` flag value.

**0428-503**

ERROR: E-MAIL: Job \_\_\_\_ sent to e-mail address \_\_\_\_ was not successful. E-mail server error code = \_\_\_\_

**Explanation:**

The destination e-mail address may be incorrect or there is a problem in the data stream.

**System action:**

InfoPrint Manager stops processing the file at the point of the error. If there are other files in this print job, InfoPrint Manager resumes processing with the next file in the job. Otherwise, InfoPrint Manager cancels the job.

**User response:**

Correct the e-mail address and submit the job again.

**0428-504**

E-MAIL: Job \_\_\_\_ sent to e-mail address \_\_\_\_ was successful. E-mail server return code = \_\_\_\_

**Explanation:**

The e-mail has been sent.

**System action:**

InfoPrint Manager starts to process the next document.

**User response:**

Submit another e-mail document.

**0428-601**

ERROR: Special character \_\_\_\_ was not found in any troff font file for the troff AFP device.

**Explanation:**

The user-designated troff font file and the special troff font files for the Advanced Function Printing device were searched for the special character specified in the message. The character was not found. The binary font description file (fontname.out located in the directory /usr/lib/font/devafp) has been updated and no longer matches the information in the corresponding fontname.d2afp file supplied with the InfoPrint Manager transform program.

**System action:**

The transform program substitutes a blank character for the missing special character, and transform processing continues.

**User response:**

If a special character that is not supplied by InfoPrint Manager is required, use local problem-reporting procedures to report this message.

**0428-602**

ERROR: The font mapping file \_\_\_\_ contains more than \_\_\_\_ entries.

**Explanation:**

The maximum number of entries in a font mapping file is 200. The font mapping file contains more than 200 entries.

**System action:**

InfoPrint Manager does not complete the requested transform operation.

**User response:**

Note the directory location of the file listed in the message, and delete the file. To obtain a new version of the file, copy the file from the InfoPrint Manager product installation tape into the appropriate directory.

**0428-603**

ERROR: Line \_\_\_\_ of the font-mapping file \_\_\_\_ contains an entry with an incorrect format.

**Explanation:**

Font-mapping entries must consist of four fields: the ditroff font name, the ditroff point size, the AFP code-page name, and the AFP font character-set name. These fields are separated by one or more spaces. The font-mapping-file entry specified in the message is not in this format.

**System action:**

InfoPrint Manager does not complete the requested transform operation.

**User response:**

Note the directory location of the file listed in the message, and delete the file. To obtain a new version of the file, copy the file from the InfoPrint Manager product installation tape into the appropriate directory.

**0428-604**

ERROR: The font information file \_\_\_\_ is not formatted correctly.

**Explanation:**

The binary font information file contains data in an incorrect format. The file might have been manually edited, causing the error.

**System action:**

InfoPrint Manager does not complete the requested transform operation.

**User response:**

Note the directory location of the file listed in the message, and delete the file. To obtain a new version of the file, copy the file from the InfoPrint Manager product installation tape into the appropriate directory.

**0428-605**

ERROR: Page \_\_\_\_ contains more than 127 changes to either fonts or point sizes.

**Explanation:**

A page of the input file tried to change fonts, type sizes, or both more than 127 times. The maximum number of such changes that InfoPrint Manager supports for any given page is 127.

**System action:**

InfoPrint Manager does not complete the requested transform operation.

**User response:**



Font and point-size changes in the input file start with the letters s and f, and are in the format sinteger and finteger. Reduce the number of font and point-size changes for the specified page in the input file.

**0428-606**

ERROR: Font \_\_\_\_ at point size \_\_\_\_ cannot be found in the font mapping file \_\_\_\_.

**Explanation:**

The input file referenced a font that is not listed in the font mapping file.

**System action:**

InfoPrint Manager does not complete the requested transform operation.

**User response:**

Change the input file so that it references a font that already exists in the font mapping file.

**0428-607**

ERROR: Only one input file can be specified on the command line.

**Explanation:**

The **d2afp** transform can only process one input file at a time. More than one input file was specified with the command.

**System action:**

InfoPrint Manager does not complete the requested transform operation.

**User response:**

Specify only one input file with the transform command.

**0428-608**

ERROR: The command line flag, \_\_\_\_, is not valid.

**Explanation:**

Only the **-o** flag, whose value specifies an output file, is valid with the **d2afp** transform command. A flag other than **-o** was supplied.

**System action:**

InfoPrint Manager does not complete the requested transform operation.

**User response:**

If a specific output file is required, specify the **-o** flag and the name of the output file with the transform command.

**0428-609**

ERROR: An unrecognized character, \_\_\_\_, was found while reading the input file.

**Explanation:**

The input file submitted with the transform command contains an unrecognized special character for the typesetting device. See the `README.d2afp` file in the directory `/usr/lib/font/devafp` for a description of the supported special characters.

**System action:**

InfoPrint Manager does not complete the requested transform operation.

**User response:**

Edit the input file, and correct the typesetting device special character so that its value is one of the characters described in the charset section of the appropriate DESC file in the `/usr/lib/font/devafp` directory.

## 3

**0428-610**

ERROR: A drawing command was found that cannot be converted.

**Explanation:**

Each drawing command must have a newline at the end of the command. The transform program detected a drawing command that did not have `'` at the end of the command.

**System action:**

The transform program ignores the drawing command causing the error and continues processing.

**User response:**

Correct the drawing command problem.

**0428-611**

ERROR: Transform processing detected an unexpected end-of-file condition.

**Explanation:**

The input file contains a drawing command that did not have `'`, indicating a newline, at the end of the command. The end of the file was reached, and no newline was detected.

**System action:**

InfoPrint Manager does not complete the requested transform operation.

**User response:**

Correct the drawing command problem.

**0428-612**

ERROR: The input file contains the unrecognized drawing command \_\_\_\_.

**Explanation:**

Valid drawing commands begin with `D` and are followed by `l`, `c`, `e`, `a`, or the tilde character. The input file contains a drawing command that uses a character that is not valid.

**System action:**

The `d2afp` transform ignores the unrecognized drawing command and processing continues.

**User response:**

Correct the drawing command problem.

**0428-613**

Usage: \_\_\_\_ [-o output\_file] [input\_file]

**Explanation:**

This message shows the valid format for the transform command and its associated flag. InfoPrint Manager displays this message when a flag other than **-o** is used or when more than two files, input file and output file, are specified.

**System action:**

InfoPrint Manager does not complete the requested transform operation.

**User response:**

Enter the transform command again, and follow the syntax shown in the usage message.

**0428-614**

ERROR: The input file contains the unrecognized formatting command \_\_\_\_.

**Explanation:**

Valid formatting commands contained in the ditroff output command set and device commands begin with one of the following characters: c, C, D, f, h, H, n, p, s, v, V, w, x, or nn (where nn is a two-digit number). The input file contains a formatting command that is not valid.

**System action:**

InfoPrint Manager does not complete the requested transform operation.

**User response:**

Correct the formatting-command or device-command problem in the input file.

**0428-615**

ERROR: A character in a spline drawing command is not valid.

**Explanation:**

The drawing command that specifies spline must contain numeric values for the X and Y coordinates. The transform program detected character data instead of numeric data.

**System action:**

InfoPrint Manager does not complete the requested transform operation.

**User response:**

Correct the drawing-command problem in the input file.

**0428-616**

ERROR: The input file is not formatted for an AFP typesetter.

**Explanation:**

Before using the **d2afp** command to transform a device-independent troff file into an AFP data stream, the troff file must be formatted for a printing device. The input file is not formatted for a printing device. It might have been formatted for a terminal or an actual destination type that InfoPrint Manager does not recognize. Printing devices can be specified with the troff command or with the TYPESETTER environment variable.

**System action:**

InfoPrint Manager does not complete the requested transform operation.

**User response:**

Create the input file again by using the **troff** command and specify **afp** as the actual destination type.

3

**0428-651**

ERROR: An error was found in opening file \_\_\_\_.

**Explanation:**

InfoPrint Manager cannot open the specified file. You may not have the required permissions for the file or the directory containing the file.

**System action:**

InfoPrint Manager ends the requested operation.

**User response:**

Check that the specified file exists and that you have read permission for the file. You must have **x** (execute) and **w** (write) permission for the directory containing the file and **w** and **r** (read) permission for the file itself.

**0428-652**

ERROR: An error was found in reading or writing file \_\_\_\_.

**Explanation:**

The system cannot read from or write to the file specified in the message. The file might have been deleted after it was opened, or someone might have changed the permission level on the file.

**System action:**

InfoPrint Manager ends the requested operation.

**User response:****0428-653**

ERROR: An error was found in allocating system memory.

**Explanation:**

The system cannot allocate system memory.

**System action:**

InfoPrint Manager ends the requested operation.

**User response:**

Close any unnecessary windows and stop any unneeded processes. Then, try the operation again. If the error cannot be corrected or the error occurs again, use local problem-reporting procedures to report this message.

**0428-661**

InfoPrint Manager detected an internal error while transferring the input file (AIX return code=\_\_\_\_, internal return code=\_\_\_\_).

**Explanation:**

The transform program could not convert the input data stream to an AFP data stream due to an internal error.

**System action:**

InfoPrint Manager does not complete the requested transform operation.

**User response:**

Use local problem reporting procedures to report this message and the return codes it contains.

**0428-662**

The input file specified with the transform command contains information that would cause an AFP data stream structured field that is too long.

**Explanation:**

The file submitted with the transform command contains information that, when converted, would result in an AFP data stream structured field longer than 32,767 bytes.

**System action:**

InfoPrint Manager does not complete the requested transform operation.

**User response:**

Save a copy of the input file. Use local problem-reporting procedures to report this message.

**0428-663**

ERROR: A value must be specified with the flag \_\_\_\_.

**Explanation:**

The transform command requires a value for the flag specified in the message. The value can immediately follow the flag, such as **-o value**, or can be separated by a space, such as **-o value**. No value was supplied for the flag.

**System action:**

InfoPrint Manager does not complete the requested transform operation.

**User response:**

Enter the transform command again, and supply a value for the flag.

**0428-664****Explanation:**

The transform program builds the output file in memory and then writes the file to disk. Either InfoPrint Manager could not open the file or the file was already closed.

**System action:**

InfoPrint Manager does not complete the requested transform operation.

**User response:**

Use local problem-reporting procedures to report this message.

3

**0429-001**

Scanline in image part is too long for the memory allocation in decompression algorithm.

**Explanation:**

The decompression library supports images up to 16384 pels wide. The transform has detected an image wider than 16384 pels.

**System action:**

The transform stops processing the current image. If the **-noterm** flag was set, the transform attempts to recover from the error and continue processing with the next image, if any. The return code is zero, and the AFP output contains a complete AFP object (for example, document, page or overlay), even though that object might be empty. If the **-noterm** flag was not set (this is the default), the transform terminates with a nonzero return code.

**User response:**

The input image is corrupted. Try correcting the problem and resubmitting the image.

**0429-002**

Unsupported output compression algorithm \_\_\_\_\_.

**Explanation:**

The valid choices for the output image compression are:

**none**

uncompressed output

**mh**

CCIT T.4 G3 Modified Huffman

**mmr**

IBM Modified Modified Read

**g3**

CCIT T.4 G3 Modified Read

**g4**

CCIT T.6 G4

**jpeg**

JPEG non-differential Huffman coding with baseline DCT

**System action:**

The transform terminates.

**User response:**

Resubmit the job using valid parameters.

**0429-003**

Compression attempted to dump data prematurely.

**Explanation:**

Internal transform error.

**System action:**

The transform terminates.

**User response:**

Contact your service representative and inform them that you have received this message indicating an internal error.

**0429-004**

Unrecognized scaling option.

**Explanation:**

Internal transform error.

**System action:**

The transform terminates.

**User response:**

Contact your service representative and inform them that you have received this message indicating an internal error.

**0429-005**

Unrecognized scaling algorithm.

**Explanation:**

Internal transform error.

**System action:**

The transform terminates.

**User response:**

Contact your service representative and inform them that you have received this message indicating an internal error.

### 0429-006

Unrecognized image rotation.

**Explanation:**

Internal transform error.

**System action:**

The transform terminates.

**User response:**

Contact your service representative and inform them that you have received this message indicating an internal error.

3

### 0429-007

Illegal size specification : \_\_\_\_.

**Explanation:**

Illegal size specification was found. The supported specification are:

**a3**

A3 format (297 by 420 mm or 11.69 by 16.54 in)

**a4**

A4 format (210 by 297 mm or 8.27 by 11.69 in)

**a5**

A5 format (148 by 210 mm or 5.83 by 8.27 in)

**letter**

8.5 by 11 inches (216 by 279 mm)

**folio**

8.5 by 13.0 inches (216 by 330 mm)

**legal**

8.5 by 14.0 inches (216 by 356 mm)

**xx.xx,yy.yy[d|m|i|p]**

horizontal and vertical page dimensions. The optional units are (d)ots, (m)illimeters, (i)nches, or (p)oints. The default is dots.

**System action:**

The transform terminates.

**User response:**

Resubmit the job using valid parameters.



**0429-008**

Passthrough attempted with wrong compression :\_\_\_\_\_.

**Explanation:**

Internal transform error.

**System action:**

The transform terminates.

**User response:**

Contact your service representative and inform them that you have received this message indicating an internal error.

**0429-010**

Image segment is too large to fit in memory.

**Explanation:**

The TIFF images are commonly split into segments that are processed separately. The internal transform limit is 48Mb per image segment.

**System action:**

The transform stops processing the current image. If the **-noterm** flag was set, the transform attempts to recover from the error and continue processing with the next image, if any. The return code is zero, and the AFP output contains a complete AFP object (for example, document, page or overlay), even though that object might be empty. If the **-noterm** flag was not set (this is the default), the transform terminates with a nonzero return code.

**User response:**

Reformat the image into smaller segments.

**0429-011**

File system containing file \_\_\_\_\_ is full.

**Explanation:**

There is not enough space on the file system to write the output image.

**System action:**

The transform terminates.

**User response:**

Check the **-ms** and **-msf** options or make more room on the file system.

**0429-012**

The main memory management array could not be allocated.

**Explanation:**

Memory allocation failed: there is not enough memory available.

**System action:**

The transform terminates.

**User response:**

Try decreasing the load on the machine or increasing the paging space. If the problem persists, contact your service representative.

**0429-013**

The allowed maximum memory allocation of \_\_\_\_ bytes has been exceeded.

**Explanation:**

The transform has tried to allocate more memory than allowed by the -M option.

**System action:**

The transform terminates.

**User response:**

Increase the allowed memory allocation or omit the -M option.

**0429-014**

The TIFF byte counts are missing. Pass through is not possible.

**Explanation:**

The TIFF file is missing a required tag, ByteCounts. Such image must be decompressed by the transform, and can not simply be wrapped in the AFP data stream.

**System action:**

The transform stops processing the current image. If the **-noterm** flag was set, the transform attempts to recover from the error and continue processing with the next image, if any. The return code is zero, and the AFP output contains a complete AFP object (for example, document, page or overlay), even though that object might be empty. If the **-noterm** flag was not set (this is the default), the transform terminates with a nonzero return code.

**User response:**

Resubmit the image using the option -force.

**0429-015**

The TIFF byte counts are missing. Reconstruction impossible with this compression algorithm.

**Explanation:**

The byte counts for each image segment are required by the TIFF specification. In some cases, the missing byte counts can be reconstructed. The reconstruction is impossible for the data in this image.

**System action:**

The transform stops processing the current image. If the **-noterm** flag was set, the transform attempts to recover from the error and continue processing with the next image, if any. The return code is zero, and the AFP output contains a complete AFP object (for example, document, page or

overlay), even though that object might be empty. If the **-noterm** flag was not set (this is the default), the transform terminates with a nonzero return code.

**User response:**

The input image is illegal. Try correcting the problem and resubmitting the image.

**0429-016**

Illegal entry encountered in the LZW decompression: decompression failed.

**Explanation:**

A fatal error has been encountered in the decompression algorithm for the LZW compressed data.

**System action:**

The transform stops processing the current image. If the **-noterm** flag was set, the transform attempts to recover from the error and continue processing with the next image, if any. The return code is zero, and the AFP output contains a complete AFP object (for example, document, page or overlay), even though that object might be empty. If the **-noterm** flag was not set (this is the default), the transform terminates with a nonzero return code.

**User response:**

The input image is corrupted. Try correcting the problem and resubmitting the image.

**0429-017**

PACKBITS unsuccessful (-1 28 as run length tried also). Will try to continue decompression.

**Explanation:**

Internal transform error.

**System action:**

The transform terminates.

**User response:**

Contact your service representative and inform them that you have received this message indicating an internal error.

**0429-018**

Decompression error: runend too long for the line.

**Explanation:**

Corrupted compressed image data.

**System action:**

The transform stops processing the current image. If the **-noterm** flag was set, the transform attempts to recover from the error and continue processing with the next image, if any. The return code is zero, and the AFP output contains a complete AFP object (for example, document, page or overlay), even though that object might be empty. If the **-noterm** flag was not set (this is the default), the transform terminates with a nonzero return code.

**User response:**

The input image is corrupted. Try correcting the problem and resubmitting the image.

**0429-019**

Decompression error: runend line too short.

**Explanation:**

Corrupted compressed image data.

**System action:**

The transform stops processing the current image. If the **-noterm** flag was set, the transform attempts to recover from the error and continue processing with the next image, if any. The return code is zero, and the AFP output contains a complete AFP object (for example, document, page or overlay), even though that object might be empty. If the **-noterm** flag was not set (this is the default), the transform terminates with a nonzero return code.

**User response:**

The input image is corrupted. Try correcting the problem and resubmitting the image.

**0429-020**

Decompression error: illegal bit pattern (0x8f0e).

**Explanation:**

Corrupted compressed image data.

**System action:**

The transform stops processing the current image. If the **-noterm** flag was set, the transform attempts to recover from the error and continue processing with the next image, if any. The return code is zero, and the AFP output contains a complete AFP object (for example, document, page or overlay), even though that object might be empty. If the **-noterm** flag was not set (this is the default), the transform terminates with a nonzero return code.

**User response:**

The input image is corrupted. Try correcting the problem and resubmitting the image.

**0429-021**

Decompression error: illegal bit pattern (0x8f0f).

**Explanation:**

Corrupted compressed image data.

**System action:**

The transform stops processing the current image. If the **-noterm** flag was set, the transform attempts to recover from the error and continue processing with the next image, if any. The return code is zero, and the AFP output contains a complete AFP object (for example, document, page or overlay), even though that object might be empty. If the **-noterm** flag was not set (this is the default), the transform terminates with a nonzero return code.

**User response:**

The input image is corrupted. Try correcting the problem and resubmitting the image.

**0429-022**

Decompression error: error in end-of-page sequence.

**Explanation:**

Corrupted compressed image data.

**System action:**

The transform stops processing the current image. If the **-noterm** flag was set, the transform attempts to recover from the error and continue processing with the next image, if any. The return code is zero, and the AFP output contains a complete AFP object (for example, document, page or overlay), even though that object might be empty. If the **-noterm** flag was not set (this is the default), the transform terminates with a nonzero return code.

**User response:**

The input image is corrupted. Try correcting the problem and resubmitting the image.

**0429-023**

Decompression error: bad data before the buffer for QC.

**Explanation:**

Corrupted compressed image data.

**System action:**

The transform stops processing the current image. If the **-noterm** flag was set, the transform attempts to recover from the error and continue processing with the next image, if any. The return code is zero, and the AFP output contains a complete AFP object (for example, document, page or overlay), even though that object might be empty. If the **-noterm** flag was not set (this is the default), the transform terminates with a nonzero return code.

**User response:**

The input image is corrupted. Try correcting the problem and resubmitting the image.

**0429-024**

Decompression error: the decompressor failed.

**Explanation:**

Corrupted compressed image data.

**System action:**

The transform stops processing the current image. If the **-noterm** flag was set, the transform attempts to recover from the error and continue processing with the next image, if any. The return code is zero, and the AFP output a complete AFP object (for example, document, page or overlay), even though that object might be empty. If the **-noterm** flag was not set (this is the default), the transform terminates with a nonzero return code.

**User response:**

The input image is corrupted. Try correcting the problem and resubmitting the image.

### 0429-025

Internal error: invalid bits per pixel value on output.

**Explanation:**

Internal transform error.

**System action:**

The transform terminates.

**User response:**

Contact your service representative and inform them that you have received this message indicating an internal error.

### 0429-026

Found illegal ink dot range for a CMYK image.

**Explanation:**

First element of each range specification must be less than the second element.

**System action:**

The transform stops processing the current image. If the **-noterm** flag was set, the transform attempts to recover from the error and continue processing with the next image, if any. The return code is zero, and the AFP output a complete AFP object (for example, document, page or overlay), even though that object might be empty. If the **-noterm** flag was not set (this is the default), the transform terminates with a nonzero return code.

**User response:**

The input image is corrupted. Try correcting the problem and resubmitting the image.

### 0429-027

Could not write to the output stream.

**Explanation:**

Writing of the data to the output stream failed.

**System action:**

The transform terminates. If the output stream is a file (as opposed to the standard output), the partial file is not removed.

**User response:**

Check the path, permissions and space on the file system used to store the transform output.

### 0429-028

Memory for the file list entry could not be allocated.

**Explanation:**

Memory allocation failed: there is not enough memory available.

**System action:**

The transform terminates.

**User response:**

Try decreasing the load on the machine or increasing the paging space. If the problem persists, contact your service representative.

**0429-029**

The file list file \_\_\_\_ is illegal.

**Explanation:**

The list of the file names in the file contains a file name longer than 1024 characters or a comment longer than 2048 characters.

**System action:**

The transform terminates.

**User response:**

Check the file list contents.

**0429-030**

Illegal algorithm option string : \_\_\_\_.

**Explanation:**

An illegal string was submitted to the algorithm specification either on the command line (**-alg** option), in the parameter file (**alg= line**) or with an environment variable.

**System action:**

The transform terminates.

**User response:**

Consult the man page for the correct syntax and resubmit the job.

**0429-031**

Opening resource file \_\_\_\_.

**Explanation:**

Verbose option has been specified to the transform. As the transform tries to find each resource file using the search path, it echoes all of the filenames that are tried.

**System action:**

This is an informational message: the transform continues processing.

**User response:**

No response required.

### 0429-032

Scan offset file \_\_\_\_\_ could not be opened.

#### Explanation:

The transform has been called with the `-j` option specifying a scan offset file. This file could not be opened.

#### System action:

The transform terminates.

#### User response:

Check the path and permissions and try again.

3

### 0429-033

Illegal unit entry : \_\_\_\_\_.

#### Explanation:

The [units] parameter in the scan offset file accepts one of the following units: inches, in, millimeters, mm, pels. An unknown unit specification has been encountered by the transform.

#### System action:

The transform terminates.

#### User response:

Correct the scan offset file syntax and try again.

### 0429-034

Illegal offset entry : \_\_\_\_\_.

#### Explanation:

The transform has encountered an illegal line specifying an offset of a file. The offset entries must have the following syntax: `<filename>,Hxxx,Vyyy` where `xxx` and `yyy` are real numbers specifying the offsets.

#### System action:

The transform terminates.

#### User response:

Correct the scan offset file syntax and try again.

### 0429-035

Illegal crop option entry : \_\_\_\_\_.

#### Explanation:

The option (or parameter file, or environment variable) value that specifies the amount of cropping to be done on the image is invalid. The Entry must be of the form `top,bottom,left,right` where each of the four numbers is a real number, the numbers are separated by commas and there are no spaces.



**System action:**

The transform terminates.

**User response:**

Correct the syntax and try again.

**0429-036**

Empty patch has been encountered.

**Explanation:**

The calibration chart should contain 256 patches in varying shades of gray. The transform has detected a patch with no data.

**System action:**

The transform terminates.

**User response:**

Rescan the calibration chart and try again. If the problem persists, contact your service representative.

**0429-037**

Could not detect the patches.

**Explanation:**

The calibration chart should contain 256 patches in varying shades of gray. The transform could not detect the patches in the scanned image.

**System action:**

The transform terminates.

**User response:**

Rescan the calibration chart and try again. If the problem persists, contact your service representative.

**0429-038**

Scanned patch image is too small.

**Explanation:**

The calibration chart should contain 256 patches in varying shades of gray. The non-blank portion of the scanned image is too small to contain the patches.

**System action:**

The transform terminates.

**User response:**

Rescan the calibration chart and try again. If the problem persists, contact your service representative.

### 0429-039

Output grayscale correction file \_\_\_\_ could not be opened for writing.

**Explanation:**

The specified grayscale correction file is either inaccessible (i.e., one or more directories in the path don't exist), or the user does not have the permissions to access it.

**System action:**

The transform terminates.

**User response:**

Check the filename and permissions of the specified grayscale correction file.

3

### 0429-040

The grayscale correction file \_\_\_\_ is empty or illegal.

**Explanation:**

The file with the grayscale corrections factors for halftoning must contain 256 real numbers.

**System action:**

The transform terminates.

**User response:**

Check the contents of the grayscale correction file.

### 0429-041

Grayscale correction file name must be provided.

**Explanation:**

Since the calibration process results in changing the correction file, the name of the correction file must be provided.

**System action:**

The transform terminates.

**User response:**

Try again, using a valid correction file name.

### 0429-042

Fatal internal error with the trace tag \_\_\_\_

**Explanation:**

The transform has detected an unrecoverable internal error.

**System action:**

The transform terminates.

**User response:**

Contact your service representative.

### 0429-043

PostScript interpreter error: \_\_\_\_\_.

#### Explanation:

Some transform options (for example, **-gcorr**, **-thresh**) allow submitting PostScript files to configure the transform behavior. To process these files, the transform contains a limited interpreter. This interpreter has encountered an error in processing the PostScript code. Most errors have one of two causes: incorrect PostScript (syntax or logic errors), or PostScript using valid operators not supported by the interpreter.

#### System action:

The transform terminates.

#### User response:

The PostScript configuration files are commonly delivered by InfoPrint. If an error is encountered on any such file, contact your service representative. If you generated your own files (for example, a transfer curve or a halftone dictionary), it is assumed that you have verified your PostScript code using a full-blown interpreter (for example, by sending a file containing the code to a PostScript actual destination and having it print correctly). The facilities for debugging PostScript in the transform are extremely limited. PostScript command 'stack' can be used to dump the operand stack onto standard error to aid in debugging. Diagnose and correct the problem and try again. If the problem persists, call your service representative.

### 0429-044

Illegal ink specification : \_\_\_\_\_.

#### Explanation:

The ink specification is used in the scaling algorithms alg1 and alg2. The valid values are black (the image is black on white) and white (the image is white on black).

#### System action:

The transform terminates.

#### User response:

Resubmit the job using valid parameters.

### 0429-045

Could not open the name list file \_\_\_\_\_.

#### Explanation:

The file containing the list of image files to be processed could not be opened.

#### System action:

The transform terminates.

#### User response:

Check the file name and permissions.

### 0429-046

Illegal rotation : \_\_\_\_.

**Explanation:**

The image can be rotated only by 0, 90, 180 or 270 degrees.

**System action:**

The transform terminates.

**User response:**

Resubmit the job using valid parameters.

3

### 0429-047

Illegal resolution : \_\_\_\_.

**Explanation:**

The output image resolution must be a positive integer.

**System action:**

The transform terminates.

**User response:**

Resubmit the job using valid parameters.

### 0429-048

Illegal left margin : \_\_\_\_.

**Explanation:**

The left margin must not be negative.

**System action:**

The transform terminates.

**User response:**

Resubmit the job using valid parameters.

### 0429-049

Illegal top margin : \_\_\_\_.

**Explanation:**

The top margin must not be negative.

**System action:**

The transform terminates.

**User response:**

Resubmit the job using valid parameters.

**0429-050**

Unknown image choice : \_\_\_\_.

**Explanation:**

The supported values for the choice parameter are 'full', 'reduced' and 'both'.

**System action:**

The transform terminates.

**User response:**

Resubmit the job using valid parameters.

**0429-051**

Illegal page range specification : \_\_\_\_.

**Explanation:**

Illegal specification of the pages to be processed was found. Please see the transform documentation for the page range syntax.

**System action:**

The transform terminates.

**User response:**

Resubmit the job using valid parameters.

**0429-052**

Illegal image cleanup specification : \_\_\_\_.

**Explanation:**

The valid values for the 'clean' parameter are real numbers between 0 and 1 inclusive.

**System action:**

The transform terminates.

**User response:**

Resubmit the job using valid parameters.

**0429-053**

Illegal minimum disk space specification : \_\_\_\_.

**Explanation:**

The minimum disk space specification must be a positive integer.

**System action:**

The transform terminates.

**User response:**

Resubmit the job using valid parameters.

### 0429-054

Illegal minimum disk space fraction specification : \_\_\_\_.

**Explanation:**

The minimum free disk space fraction must be a real number between zero and 1 inclusive.

**System action:**

The transform terminates.

**User response:**

Resubmit the job using valid parameters.

3

### 0429-055

Unknown image type : \_\_\_\_.

**Explanation:**

Illegal output image type specification. The valid image types are IM1, IO1, IOCA, IOCA10, IOCA11 and PS.2. Please see the transform documentation for the image type syntax.

**System action:**

The transform terminates.

**User response:**

Resubmit the job using valid parameters.

### 0429-056

Illegal value for outBits : \_\_\_\_.

**Explanation:**

The supported values are 1, 4, 8 or 24 bites per pel.

**System action:**

The transform terminates.

**User response:**

Resubmit the job using valid parameters.

### 0429-057

Illegal color model : \_\_\_\_.

**Explanation:**

The IOCA standard supports only RGB, YCrCb and YCbCr color models. The output color model must be one of these.

**System action:**

The transform terminates.

**User response:**

Resubmit the job using valid parameters.

**0429-058**

Illegal output page type : \_\_\_\_.

**Explanation:**

The page type must be one of the following: PAGE, OVERLAY, OVLY, PSEG or OBJECT.

**System action:**

The transform terminates.

**User response:**

Resubmit the job using valid parameters.

**0429-059**

The output length specification must be positive.

**Explanation:**

A negative number was used for the output image length.

**System action:**

The transform terminates.

**User response:**

Resubmit the job using valid parameters.

**0429-060**

The output width specification must be positive.

**Explanation:**

A negative number was used for the output image width.

**System action:**

The transform terminates.

**User response:**

Resubmit the job using valid parameters.

**0429-061**

Illegal memory specification : \_\_\_\_

**Explanation:**

The memory limit must be a non-negative integer.

**System action:**

The transform terminates.

**User response:**

Resubmit the job using valid parameters.

### 0429-062

Illegal fit specification has been found : \_\_\_\_\_

#### Explanation:

The fit option allows two values: scale or trim. All other values are illegal.

#### System action:

The transform terminates.

#### User response:

Try again, specifying either trim or scale.

### 0429-063

Illegal servers entry : \_\_\_\_\_.

#### Explanation:

The list of servers should contain a set of entries of the form <IP number>@<port>, separated by colons (:). The IP numbers are the addresses of the machines that are running ras2afpd raster image daemons, and the port numbers are the ports these daemons are listening to. The list must contain no spaces.

#### System action:

The transform terminates.

#### User response:

Correct the servers entry syntax and try again.

### 0429-064

Usage:

```
tiff2afp [-a image type] [-alg processing algorithms]
[-calib calibration] [-choice image choice]
[-C configuration file] [-clean cleanup]
[-comment {ascii|ebcdic} | [{ascii|ebcdic},]comment]
[-crop crop factors] [-cmp compression] [-ctm transformation matrix]
[-e first[,cycle[,switch]]] [-fit trim or scale]
[-force] [-gcorr grayscale mapping table]
[-ink color] [-inv] [-is interchange set]
[-j scan offset file name]
[-label text[,xPos,yPos]] [-l page length ] [-lut table]
[-M memory bound] [-mp] [-ms space]
[-msf space fraction] [-noinserts] [-nomp]
[-nosniff] [-noterm] [-nov]
[-o output file] [-outbits number of output bits]
[-outcolor output color model] [-p page range]
[-pagetype page type] [-paper paper size] [-psencoding {85|other}]
[-qtab quantization table] [-r resolution]
```



```

[-respath resource search path] [-ridic] [-rot rotation]
[-servers server list] [-scale image size]
[-sgcorr scanner correction] [-sniff] [-term]
[-thresh halftone file ] [-unpridic ] [-v] [-x left margin] [-y top margin]
[-z] [-w page width ] [-wrkdir work directory]
[-S servername]
[-P portnumber]
[[file|directory|-f filelist|@filelist]...]

```

**0429-065**

Usage:

```

gif2afp [-a image type] [-alg processing algorithms]
[-C configuration file] [-clean cleanup]
[-comment {ascii|ebcdic} | [{ascii|ebcdic},]comment] [-crop crop factors]
[-cmp compression] [-ctm transformation matrix] [-e first[,cycle[,switch]]]
[-fit trim or scale] [-force] [-gcorr grayscale mapping table]
[-ink color] [-inv] [-is interchange set]
[-j scan offset file name] [-label text[,xPos,yPos]]
[-l page length ] [-lut table] [-M memory bound] [-mp] [-ms space]
[-msf space fraction] [-nomp] [-nosniff] [-noterm] [-nov]
[-o output file] [-outbits number of output bits]
[-outcolor output color model] [-p page range]
[-pagetype page type] [-paper paper size] [-psencoding {85|other}]
[-qtab quantization table] [-r resolution]
[-respath resource search path] [-ridic] [-rot rotation]
[-scale image size] [-sniff] [-term]
[-thresh halftone file ] [-unpridic] [-v] [-x left margin] [-y top margin]
[-z] [-w page width ] [-wrkdir work directory]
[-S servername]
[-P portnumber]
[[file|directory|-f filelist|@filelist]...]

```

**0429-066**

Usage:

```

jpeg2afp [-a image type] [-alg processing algorithms]]
[-comment {ascii|ebcdic} | [{ascii|ebcdic},]comment]
[-C configuration file] [-crop crop factors]
[-cmp compression] [-ctm transformation matrix]
[-e first[,cycle[,switch]]] [-fit trim or scale] [-force]
[-gcorr grayscale mapping table] [-is interchange set]
[-j scan offset file name]
[-label text[,xPos,yPos]] [-l page length ]
[-lut table ] [-M memory bound] [-mp] [-ms space]
[-msf space fraction] [-nomp] [-nosniff] [-noterm] [-nov]
[-o output file] [-outbits number of output bits]
[-outcolor output color model] [-p page range]
[-pagetype page type] [-paper paper size] [-psencoding {85|other}]
[-qtab quantization table] [-r resolution] [-ridic]
[-respath resource search path] [-rot rotation]

```

```
[-scale image size] [-term] [-thresh halftone file ]
[-unpridic] [-v] [-x left margin] [-y top margin]
[-z] [-w page width ] [-wrkdir work directory]
[-S servername]
[-P portnumber]
[[file|directory|-f filelist|@filelist]...]
```

**0429-067**

ERR: Unknown option : \_\_\_\_\_

**Explanation:**

The user has specified an invalid.

**System action:**

InfoPrint Manager returns an error message and displays the appropriate command syntax.

**User response:**

Examine appropriate syntax using the **-?** option, and attempt command again.

**0429-068**

ERR: Output file \_\_\_\_\_ could not be opened.

**Explanation:**

The output file that has been specified cannot be opened.

**System action:**

Processing of files stops.

**User response:**

Examine permissions and file space in output directory. Make appropriate changes.

**0429-069**

ERR: Halftone threshold file \_\_\_\_\_ could not be opened.

**Explanation:**

The user has specified an either non-existent or syntactically incorrect threshold file.

**System action:**

InfoPrint Manager returns an error message. Processing stops.

**User response:**

Examine appropriate syntax using the **-?** option, and attempt command again.

**0429-070**

ERR: Output file \_\_\_\_\_ could not be opened.

**Explanation:**

The output file that has been specified cannot be opened.

**System action:**

Processing of files stops.

**User response:**

Examine permissions and file space in output directory. Make appropriate changes.

**0429-071**

ERR: Could not open the parameter file : \_\_\_\_.

**Explanation:**

The configuration file that has been specified cannot be opened.

**System action:**

Processing of files stops.

**User response:**

Examine permissions and path of config file. Make appropriate changes.

**0429-072**

ERROR: Illegal line in the parameter file \_\_\_\_ : \_\_\_\_.

**Explanation:**

The configuration file contains a syntactically incorrect line.

**System action:**

Processing of files stops.

**User response:**

Examine contents of config file. Make appropriate changes.

**0429-073**

ERROR: The parameter file \_\_\_\_ is illegal or empty.

**Explanation:**

The configuration file is syntactically incorrect or empty.

**System action:**

Processing of files stops.

**User response:**

Examine contents of config file. Make appropriate changes.

**0429-074****Explanation:**

The valid interchange set values are:

- 1

Means that the output is the same as before, not IS/3 compliant.

- 3

Means that the output is IS/3 compliant.

**Note**

Any other value different than **1** or **3** is invalid.

**System action:**

InfoPrint Manager cannot process the required action.

**User response:**

The **-is** flag value can be specified in the command line with the **-is** flag or in the configuration file with the keyword **is=**.

Correct the **-is** flag value.

**0429-075**

The **-is** flag value \_\_\_\_ is not compatible with the output type selected.

**Explanation:**

IS/3 is compatible only with following afp output formats:

- ioca
- ioca10
- ioca42
- ioca45
- FS10
- FS42
- FS45
- IO1
- IO1\_G4
- IO1\_MMR
- PSEG\_IO1\_G4
- PSEG\_IO1
- PSEG\_IO1\_MMR
- OVLY\_IO1\_G4
- OVLY\_IO1
- OVLY\_IO1\_MMR

**Note**

Any other value different than **1** or **3** is invalid.

**System action:**

InfoPrint Manager cannot process the required action.

**User response:**

The **-is** flag value can be specified in the command line with the **-is** flag or in the configuration file with the keyword **is=**.

Correct the **-is** flag value.

**0429-076**

Invalid value for rendering intent \_\_\_\_ .

**Explanation:**

Illegal specification for rendering intent. The valid values are relative, perceptual, saturation and absolute. You can specify these values using the flag '-intent' or '-pragma colorRendering'. Check the documentation for further information.

**System action:**

The transform terminates.

**User response:**

Resubmit the job using valid parameters.

**0429-077**

Invalid pragma entry \_\_\_\_ .

**Explanation:**

Illegal specification for pragma entry. The correct syntax is '-pragma colorRendering=[rendering intent]'. The input flag '-pragma colorRendering' awaits a valid rendering intent after the flag. Check the documentation for further information.

**System action:**

The transform terminates.

**User response:**

Resubmit the job using valid parameters.

**0429-078**

Not enough data to read.

**Explanation:**

Truncated input resource file was encountered.

**System action:**

InfoPrint Manager cannot process the required action.

**User response:**

Resubmit the job using valid resources. If the problem persists, contact the software support service.

### 0429-079

Unable to load \_\_\_\_ library: \_\_\_\_.

**Explanation:**

The transform failed to load a library.

**System action:**

InfoPrint application cannot process the required action.

**User response:**

Make sure that the library is in the right location in the InfoPrint application. If the problem persists, contact the software support service.

3

### 0429-080

Unable to load API \_\_\_\_ from \_\_\_\_ library.

**Explanation:**

An internal error was encountered while trying to load some api from a library.

**System action:**

InfoPrint application cannot process the required action.

**User response:**

Make sure that the library is in the right location in the InfoPrint application. If the problem persists, contact the software support service.

### 0429-081

Cannot open the resource file \_\_\_\_.

**Explanation:**

An error was encountered while trying to open a resource file.

**System action:**

InfoPrint Manager cannot process the required action.

**User response:**

Check the path and permissions. If the problem persists, contact the software support service.

### 0429-082

Invalid resource \_\_\_\_.

**Explanation:**

An error was encountered while trying to process a resource.

**System action:**

InfoPrint Manager cannot process the required action

**User response:**

Resubmit the job using valid resources. If the problem persists, contact the software support service.

**0429-083**

Invalid answer format from the CMR Find component.

**Explanation:**

An unexpected error occurred while trying to find a certain color resource.

**System action:**

InfoPrint Manager cannot process the required action.

**User response:**

Contact the software support service.

**0429-084**

CMR Engine failed with error code \_\_\_\_.

**Explanation:**

The internal CMR processing library encountered an error.

**System action:**

InfoPrint Manager cannot process the required action.

**User response:**

Make sure that the color resources are valid. If the problem persists, contact the software support service.

**0429-085**

Unable to generate a Link CMR from the audit CMR \_\_\_\_ and instruction CMR \_\_\_\_.

**Explanation:**

Cannot create a link color conversion CMR to connect the input color space in the presentation data to the requested output color space.

**System action:**

InfoPrint Manager cannot process the required action.

**User response:**

Make sure that the audit and instruction CMRs are valid. If the problem persists, contact the software support service.

**0429-086**

The specified icmr resource does not match the image color space.

**Explanation:**

The color space of the specified input CMR does not match the input image color space.

**System action:**

InfoPrint Manager cannot process the required action.

**User response:**

Resubmit the job using a valid icmr resource.

**0429-101**

Error Condition Detected. error code 1 : \_\_\_\_ error code 2 : \_\_\_\_ error detail 1: \_\_\_\_ error detail 2: \_\_\_\_ error detail 3: \_\_\_\_ error module : \_\_\_\_ error location: \_\_\_\_ error detail message: \_\_\_\_

**Explanation:**

This message provides the detailed **img2afp** error trace.

**System action:**

Detailed **img2afp** error trace is displayed.

**User response:**

None.

**0429-102**

Failed in initializing the main control block with \_\_\_\_.

**Explanation:**

**img2afp** has encountered a fatal internal error.

**System action:**

**img2afp** terminates.

**User response:**

Contact support.

**0429-103**

Unknown option: \_\_\_\_.

**Explanation:**

**img2afp** encountered an unknown option on the command line.

**System action:**

**img2afp** terminates.

**User response:**

Resubmit with valid command line.

**0429-104**

Missing value for command line option: \_\_\_\_

**Explanation:**

An option on the command line requires a value that is missing.



**System action:**

**img2afp** terminates.

**User response:**

Resubmit with valid command line.

**0429-105**

File \_\_\_\_ could not be opened for writing.

**Explanation:**

**img2afp** could not open the output file.

**System action:**

**img2afp** terminates.

**User response:**

Resubmit with a writable output file specified.

**0429-106**

File \_\_\_\_ could not be opened for reading.

**Explanation:**

An input file could not be opened.

**System action:**

**img2afp** terminates.

**User response:**

Resubmit with valid input files.

**0429-107**

Failed in reading an input file.

**Explanation:**

**img2afp** failed in reading an input file.

**System action:**

**img2afp** terminates.

**User response:**

Resubmit with valid input files.

**0429-108**

Illegal MO:DCA structured field - no 0xD3 signature.

**Explanation:**

Illegal MO:DCA was encountered in an input file.

**System action:**

**img2afp** terminates.

**User response:**

Resubmit with valid input files.

**0429-109**

Input file ended prematurely. Expected \_\_\_\_, read \_\_\_\_ bytes.

**Explanation:**

Truncated input file was encountered.

**System action:**

**img2afp** terminates.

**User response:**

Resubmit with valid input files.

**0429-110**

Processing input file \_\_\_\_.

**Explanation:**

**img2afp** echoes the input file names if -v option was specified.

**System action:**

**img2afp** displays each input file name as the file is opened.

**User response:**

None.

**0429-111**

Writing to a file failed.

**Explanation:**

Write operation to the output or cache file has failed.

**System action:**

**img2afp** terminates.

**User response:**

Resubmit after making sure there is enough space.

**0429-112**

Fatal internal error was encountered.

**Explanation:**

**img2afp** has encountered a fatal internal error

**System action:**

**img2afp** terminates.

**User response:**

Contact support.

**0429-113**

Value \_\_\_\_ is illegal for option \_\_\_\_

**Explanation:**

An option on the **img2afp** command line has illegal parameter.

**System action:**

**img2afp** terminates.

**User response:**

Resubmit with a valid command line.

**0429-114**

Illegal MO:DCA - sf 0xd3\_\_\_\_\_ was encountered unexpectedly.

**Explanation:**

Unexpected MO:DCA structured field was encountered in input data stream. The input datastream is invalid.

**System action:**

**img2afp** terminates.

**User response:**

Fix the problem in the data and resubmit the job.

**0429-115**

MO:DCA context mismatch - too many end (0xa9) structured fields.

**Explanation:**

The input datastream contains more 'end' MO:DCA structured fields than 'begin' structured fields.

**System action:**

**img2afp** terminates.

**User response:**

Fix the problem in the data and resubmit the job.

**0429-116**

Failed in reading the internal cache file.

**Explanation:**

**img2afp** encountered a fatal internal error.

**System action:**

**img2afp** terminates.

**User response:**

Fix the problem in the data and resubmit the job.

**0429-117**

Illegal MO:DCA - sf too short to hold triplet.

**Explanation:**

A MO:DCA structured field was encountered in the input data stream that was syntactically invalid. It was too short to hold the required triplet data.

**System action:**

**img2afp** terminates.

**User response:**

Fix the problem in the data and resubmit the job.

**0429-118**

Illegal MO:DCA - triplet \_\_\_\_ missing from sf 0xd3\_\_\_\_\_.

**Explanation:**

A MO:DCA structured field was encountered in the input data stream that was syntactically invalid. A required triplet was missing from the structured field.

**System action:**

**img2afp** terminates.

**User response:**

Fix the problem in the data and resubmit the job.

**0429-119**

Illegal MO:DCA - sf 0xd3\_\_\_\_\_ contains invalid data.

**Explanation:**

A syntactically invalid MO:DCA structure field was encountered in the input datastream. This is a catch-all error for MO:DCA errors that are not covered under more specific error messages.

**System action:**

**img2afp** terminates.

**User response:**

Fix the problem in the data and resubmit the job.

**0429-120**

Illegal MO:DCA - invalid mapping option \_\_\_\_.

**Explanation:**

An invalid mapping option value was found in a Mapping Option Triplet in the input datastream.

**System action:**

**img2afp** terminates.

**User response:**

Fix the problem in the data and resubmit the job.

**0429-121**

Illegal IOCA - parameter \_\_\_\_ contains invalid data.

**Explanation:**

An syntactically invalid IOCA parameter was found in an IOCA image in the input datastream.

**System action:**

**img2afp** terminates.

**User response:**

Fix the problem in the data and resubmit the job.

**0429-122**

Corrupted transparency mask - decompression failed.

**Explanation:**

An transparency mask was found in the input data. The mask was compressed, but the data is corrupted and **img2afp** could not decompress it.

**System action:**

**img2afp** terminates.

**User response:**

Fix the problem in the data and resubmit the job.

**0429-123**

Compressor failed with return code \_\_\_\_ while compressing a mask.

**Explanation:**

**img2afp** encountered a fatal internal error.

**System action:**

**img2afp** terminates.

**User response:**

Contact support.

### 0429-124

Unexpected transparency mask compression: \_\_\_\_\_.

**Explanation:**

**img2afp** encountered a fatal internal error.

**System action:**

**img2afp** terminates.

**User response:**

Contact support.

### 0429-125

Clipping error - would result in an empty object.

**Explanation:**

**img2afp** encountered a fatal internal error.

**System action:**

**img2afp** terminates.

**User response:**

Contact support.

### 0429-126

Mask data was expected, but was missing.

**Explanation:**

**img2afp** encountered a fatal internal error.

**System action:**

**img2afp** terminates.

**User response:**

Contact support.

### 0429-127

Item type mismatch, expected \_\_\_\_\_, found \_\_\_\_\_.

**Explanation:**

**img2afp** encountered a fatal internal error.

**System action:**

**img2afp** terminates.

**User response:**

Contact support.

**0429-128**

Transparency mask is too wide.

**Explanation:**

An image in the input data contained a mask that was too wide..

**System action:**

**img2afp** terminates.

**User response:**

Fix the problem in the data and resubmit the job.

**0429-129**

Too many resource context ends.

**Explanation:**

**img2afp** encountered a fatal internal error.

**System action:**

**img2afp** terminates.

**User response:**

Contact support.

**0429-130**

File \_\_\_\_ contains unsupported datastream.

**Explanation:**

File contains a datastream that is not supported by the **img2afp** transform..

**System action:**

**img2afp** terminates.

**User response:**

None.

**0429-131**

\_\_\_\_ IOCA image is not supported.

**Explanation:**

Input data contains an IOCA image or file type that is not supported by the transform or not supported for the current output data type.

**System action:**

**img2afp** terminates.

**User response:**

None.

### 0429-132

Illegal MO:DCA - sf 0xd3\_\_\_\_\_ is too short.

#### Explanation:

A syntactically invalid structured field was found in the input datastream. The field was too short to contain all the required data.

#### System action:

**img2afp** terminates.

#### User response:

Fix the problem in the data and resubmit the job.

### 0429-133

Resource with local ID \_\_\_\_ was used, but has not been mapped.

#### Explanation:

The input datastream is invalid: a resource was invoked using a local ID, but the local ID was not found.

#### System action:

**img2afp** terminates.

#### User response:

Fix the problem in the data and resubmit the job.

### 0429-134

Resource tile transparency mask dimension mismatch.

#### Explanation:

An IOCA image in the input datastream contains a secondary file resource. The including tile specifies a transparency mask to be applied to the included tile, but the mask dimensions do not match the included tile dimensions.

#### System action:

**img2afp** terminates.

#### User response:

Fix the problem in the data and resubmit the job.

### 0429-135

One or both dimensions x=\_\_\_\_, y=\_\_\_\_ are illegal..

#### Explanation:

An Object Area Triplet in the input datastream contained invalid dimension values.

#### System action:

**img2afp** terminates.



**User response:**

Fix the problem in the data and resubmit the job.

**0429-136**

Error was found in setup file \_\_\_\_.

**Explanation:**

A setup file parse failed. The setup file contain an error. Setup files include halftone resource files and lookup table files.

**System action:**

**img2afp** terminates.

**User response:**

Fix the problem in the data and resubmit the job.

**0429-137**

Resource \_\_\_\_ could not be found.

**Explanation:**

The job invokes a resource that was not found in any of the directories on the search path and was also not specified inline.

**System action:**

**img2afp** terminates.

**User response:**

Fix the problem in the data or search paths and resubmit the job.

**0429-138**

\_\_\_\_ inline transform failed with return code \_\_\_\_ while processing an IOB.

**Explanation:**

The input data contains a reference to a non-MO:DCA object. When the object was processed using the relevant inline transform, the transform failed. Most likely there is an error in the object data, but it is possible that the inline transform has encountered an internal error.

**System action:**

**img2afp** terminates.

**User response:**

Try processing the object using some other means. If the other processing path finds an error, fix it and resubmit the job. If other applications process the object properly, contact support.

**0429-139**

Illegal input data.

**Explanation:**

The transform has encountered an error in the input datastream.

**System action:**

**img2afp** terminates.

**User response:**

Fix the problem in the data and resubmit the job.

**0429-140**

An unimplemented IOCA Parameter \_\_\_\_ was encountered.

**Explanation:**

The input data contains an IOCA parameter that is not supported by the transform.

**System action:**

**img2afp** terminates.

**User response:**

Fix the problem in the data and resubmit the job.

**0429-141**

Error in parsing color conversion lookup table file \_\_\_\_.

**Explanation:**

The color conversion lookup table file is corrupted.

**System action:**

**img2afp** terminates.

**User response:**

Contact support.

**0429-142**

Image processing library failed with the major error code of \_\_\_\_.

**Explanation:**

The internal image processing library encountered an error.

**System action:**

**img2afp** terminates.

**User response:**

Contact support.

**0429-143**

Failed in reading contone JPEG header with major error code of \_\_\_\_.

**Explanation:**

Each colorplane in a contone FS45 tile is compressed as a JFIF datastream. One such JFIF dataset has a corrupted header.

**System action:**

**img2afp** terminates.

**User response:**

Fix the problem in the data and resubmit the job.

**0429-144**

Usage:

```
img2afp
[-?]
[-a {fs10|fs45|ioca10|ioca45}]
[-C configuration file name]
[-e {1|2}[,cycle[,switch]]]
[-errtrace]
[-gcorr filename[,filename]]
[-help]
[-lut lookup table file name]
[-maxobj [ct],[lw],[bw]]
[-no5a]
[-nomerge]
[-o filename]
[-pagetype {page|overlay|ovly|pseg|object|pass}]
[-r output resolution]
[-respath {directory[:directory]}..[:directory]]
[-rot {0|90|180|270}[i|p|v][,{e|o}]]
[-thresh {name}]
[-v]
[-wrkdir work directory name]
[ infile [infile] .... ]
```

**0429-201**

File list could not be allocated.

**Explanation:**

Memory allocation failed: there is not enough memory available.

**System action:**

The transform terminates.

**User response:**

Try decreasing the load on the machine or increasing the paging space. If the problem persists, contact your service representative.

**0429-202**

Illegal output compression algorithm : \_\_\_\_.

**Explanation:**

The valid choices for the output image compression are:

**none**

uncompressed output

**mh**

CCIT T.4 G3 Modified Huffman

**mmr**

IBM Modified Modified Read

**g3**

CCIT T.4 G3 Modified Read

**g4**

CCIT T.6 G4

**jpeg**

JPEG non-differential Huffman coding with baseline DCT

**System action:**

The transform terminates.

**User response:**

Resubmit the job using valid parameters.

**0429-203**

Illegal scaling algorithm : \_\_\_\_.

**Explanation:**

The supported scaling algorithms are `afp`, `alg1`, `alg2` and `alg3`. The supported halftoning algorithms are `htod1`, `htfs` and `htcal1`.

**System action:**

The transform terminates.

**User response:**

Resubmit the job using valid parameters.

**0429-204**

Illegal ink specification : \_\_\_\_.

**Explanation:**

The ink specification is used in the scaling algorithms `alg1` and `alg2`. The valid values are `black` (the image is black on white) and `white` (the image is white on black).

**System action:**

The transform terminates.

**User response:**

Resubmit the job using valid parameters.

**0429-205**

Could not open the name list file \_\_\_\_.

**Explanation:**

The file containing the list of image files to be processed could not be opened.

**System action:**

The transform terminates.

**User response:**

Check the file name and permissions.

**0429-206**

Memory for the file list entry could not be allocated

**Explanation:**

Memory allocation failed: there is not enough memory available.

**System action:**

The transform terminates.

**User response:**

Try decreasing the load on the machine or increasing the paging space. If the problem persists, contact your service representative.

**0429-207**

Illegal rotation : \_\_\_\_.

**Explanation:**

The image can be rotated only by 0, 90, 180 or 270 degrees.

**System action:**

The transform terminates.

**User response:**

Resubmit the job using valid parameters.

**0429-208**

Illegal resolution : \_\_\_\_.

**Explanation:**

The output image resolution must be a positive integer.

**System action:**

The transform terminates.

**User response:**

Resubmit the job using valid parameters.

**0429-209**

Illegal left margin : \_\_\_\_.

**Explanation:**

The left margin must not be negative.

**System action:**

The transform terminates.

**User response:**

Resubmit the job using valid parameters.

**0429-210**

Illegal top margin : \_\_\_\_.

**Explanation:**

The top margin must not be negative.

**System action:**

The transform terminates.

**User response:**

Resubmit the job using valid parameters.

**0429-211**

Unknown option : \_\_\_\_

**Explanation:**

An unknown option was encountered on the command line or in the parameter file. The valid options are: @, -a, -alg, -calib, -choice, -C, -clean, -cmp, -crop, -f, -fit, -force, -gcorr, -ink, -inv, -j, -l, -M, -mp, -ms, -msf, -nomp, -nosniff, -noterm, -nov, -o, -outbits, -outcolor, -p, -pagetype, -paper, -r, -respath, -rot, -scale, -servers, -sgcorr, -sniff, -term, -thresh, -v, -w, -wrkdir, -x, -y. Options @, -f and -C can not be used as entries in a parameter file.

**System action:**

The transform terminates.

**User response:**

Resubmit the job using valid parameters.

**0429-212**

Output file \_\_\_\_ could not be opened.

**Explanation:**

The transform could not open the output file for writing.

**System action:**

The transform terminates.

**User response:**

Check the path and permissions.

**0429-213**

Failed in reading the TIFF file.

**Explanation:**

Encountered a premature end of file in a input file.

**System action:**

The transform stops processing the current file. If the **-noterm** flag was set, the transform attempts to recover from the error and continue processing with the next file, if any. The return code is zero, and the AFP output a complete AFP object (for example, document, page or overlay), even though that object might be empty. If the **-noterm** flag was not set (this is the default), the transform terminates with a nonzero return code.

**User response:**

The input file is corrupted. Try correcting the problem and resubmitting the image.

**0429-214**

One of the required image tags is missing.

**Explanation:**

The image information in a TIFF file is organized as a sequence of tags. If a required tag is missing, the **tiff2afp** transform attempts to reconstruct the missing information and process the image. The information in the tag missing in this image could not be reconstructed.

**System action:**

The transform stops processing the current image. If the **-noterm** flag was set, the transform attempts to recover from the error and continue processing with the next image, if any. The return code is zero, and the AFP output a complete AFP object (for example, document, page or overlay), even though that object might be empty. If the **-noterm** flag was not set (this is the default), the transform terminates with a nonzero return code.

**User response:**

The input image is corrupted. Try correcting the problem and resubmitting the image.

**0429-215**

Memory for sampleFormat could not be allocated.

**Explanation:**

Memory allocation failed: there is not enough memory available.

**System action:**

The transform terminates.

**User response:**

Try decreasing the load on the machine or increasing the paging space. If the problem persists, contact your service representative.

**0429-216**

Memory for bitsPerSample could not be allocated.

**Explanation:**

Memory allocation failed: there is not enough memory available.

**System action:**

The transform terminates.

**User response:**

Try decreasing the load on the machine or increasing the paging space. If the problem persists, contact your service representative.

**0429-217**

No more than 8 bits per color in chunky format allowed.

**Explanation:**

The color data in the image are organized in TIFF 'chunky' format: the color values for each pel are grouped together. The transform allows at most 8 bits per color component in this format.

**System action:**

The transform stops processing the current image. If the **-noterm** flag was set, the transform attempts to recover from the error and continue processing with the next image, if any. The return code is zero, and the AFP output contains a complete AFP object (for example, document, page or overlay), even though that object might be empty. If the **-noterm** flag was not set (this is the default), the transform terminates with a nonzero return code.

**User response:**

Convert the image to a color representation that uses 8 bits or less per color component and resubmit the image.

**0429-218**

Unsupported TIFF compression algorithm d.

**Explanation:**

The following values of the TIFF image compression tag are supported:

1

- Uncompressed.

2



- CCITT 1D.

**3**

- CCITT T.4 Group 3

**4**

- CCITT T.6 Group 4

**5**

- LZW.

**7**

- JPEG.

**32773**

- PackBits.

**Note**

The old style JPEG compression (tag value of 6) is not supported.

**System action:**

The transform stops processing the current image. If the **-noterm** flag was set, the transform attempts to recover from the error and continue processing with the next image, if any. The return code is zero, and the AFP output contains a complete AFP object (for example, document, page or overlay), even though that object might be empty. If the **-noterm** flag was not set (this is the default), the transform terminates with a nonzero return code.

**User response:**

Convert the image to a different compression algorithm.

**0429-219**

Unsupported pixel format : \_\_\_\_.

**Explanation:**

The transform expects the pixels to be stored in the unsigned integer format.

**System action:**

The transform stops processing the current image. If the **-noterm** flag was set, the transform attempts to recover from the error and continue processing with the next image, if any. The return code is zero, and the AFP output contains a complete AFP object (for example, document, page or overlay), even though that object might be empty. If the **-noterm** flag was not set (this is the default), the transform terminates with a nonzero return code.

**User response:**

Convert the image to the unsigned integer pixel format.

**0429-220**

Unsupported TIFF photometric interpretation.

**Explanation:**

The transform supports the following Photometric Interpretation tags:

**0**

- Bilevel, white is zero.

**1**

- Bilevel, black is zero.

**2**

- RGB.

**3**

- RGB palette.

**4**

- Transparency mask (is skipped in processing).

**5**

- CMYK.

**6**

- YCbCr.

**8**

- CIELab.

**Note**

Since these are all the values legal for the TIFF Revision 6.0 specification, encountering a different value indicates a corrupted or very nonstandard image.

**System action:**

The transform stops processing the current image. If the **-noterm** flag was set, the transform attempts to recover from the error and continue processing with the next image, if any. The return code is zero, and the AFP output contains a complete AFP object (for example, document, page or overlay), even though that object might be empty. If the **-noterm** flag was not set (this is the default), the transform terminates with a nonzero return code.

**User response:**

The input image is corrupted. Try correcting the problem and resubmitting the image.

**0429-221**

Image part file buffer memory allocation failed.

**Explanation:**

Memory allocation failed: there is not enough memory available.

**System action:**

The transform terminates.

**User response:**

Try decreasing the load on the machine or increasing the paging space. If the problem persists, contact your service representative.

### 0429-222

Unsupported value for SamplesPerPixel : d.

#### Explanation:

Internal transform error.

#### System action:

The transform terminates.

#### User response:

Contact your service representative and inform them that you have received this message indicating an internal error.

### 0429-223

Invalid rational number encountered : d/d.

#### Explanation:

The transform has encountered a rational number with zero denominator in the TIFF file.

#### System action:

The transform stops processing the current image. If the **-noterm** flag was set, the transform attempts to recover from the error and continue processing with the next image, if any. The return code is zero, and the AFP output contains a complete AFP object (for example, document, page or overlay), even though that object might be empty. If the **-noterm** flag was not set (this is the default), the transform terminates with a nonzero return code.

#### User response:

The input image is corrupted. Try correcting the problem and resubmitting the image.

### 0429-224

Illegal planar configuration : \_\_\_\_.

#### Explanation:

The valid values for planar configuration are 1 and 2.

#### System action:

The transform stops processing the current image. If the **-noterm** flag was set, the transform attempts to recover from the error and continue processing with the next image, if any. The return code is zero, and the AFP output contains a complete AFP object (for example, document, page or overlay), even though that object might be empty. If the **-noterm** flag was not set (this is the default), the transform terminates with a nonzero return code.

#### User response:

The input image is corrupted. Try correcting the problem and resubmitting the image.

**0429-225**

The tile widths of \_\_\_\_ are not multiples of 16.

**Explanation:**

TIFF standard for tiled images requires that the tile widths be a multiple of 16.

**System action:**

The transform stops processing the current image. If the **-noterm** flag was set, the transform attempts to recover from the error and continue processing with the next image, if any. The return code is zero, and the AFP output contains a complete AFP object (for example, document, page or overlay), even though that object might be empty. If the **-noterm** flag was not set (this is the default), the transform terminates with a nonzero return code.

**User response:**

The input image is corrupted. Try correcting the problem and resubmitting the image.

**0429-226**

The tile lengths of \_\_\_\_ are not multiples of 16.

**Explanation:**

TIFF standard for tiled images requires that the tile lengths be a multiple of 16.

**System action:**

The transform stops processing the current image. If the **-noterm** flag was set, the transform attempts to recover from the error and continue processing with the next image, if any. The return code is zero, and the AFP output contains a complete AFP object (for example, document, page or overlay), even though that object might be empty. If the **-noterm** flag was not set (this is the default), the transform terminates with a nonzero return code.

**User response:**

The input image is corrupted. Try correcting the problem and resubmitting the image.

**0429-227**

Memory for extraSamples could not be allocated.

**Explanation:**

Memory allocation failed: there is not enough memory available.

**System action:**

The transform terminates.

**User response:**

Try decreasing the load on the machine or increasing the paging space. If the problem persists, contact your service representative.

**0429-228**

Memory for sampleFormat could not be allocated.

**Explanation:**

Memory allocation failed: there is not enough memory available.

**System action:**

The transform terminates.

**User response:**

Try decreasing the load on the machine or increasing the paging space. If the problem persists, contact your service representative.

**0429-229**

Input file \_\_\_\_ could not be opened.

**Explanation:**

The transform could not open the specified input file.

**System action:**

The transform stops processing the current file. If the **-noterm** flag was set, the transform attempts to recover from the error and continue processing with the next file, if any. The return code is zero, and the AFP output contains a complete AFP object (for example, document, page or overlay), even though that object might be empty. If the **-noterm** flag was not set (this is the default), the transform terminates with a nonzero return code.

**User response:**

Check the path and permissions.

**0429-230**

Input file \_\_\_\_ is not a valid TIFF file.

**System action:**

The transform stops processing the current file. If the **-noterm** flag was set, the transform attempts to recover from the error and continue processing with the next file, if any. The return code is zero, and the AFP output contains a complete AFP object (for example, document, page or overlay), even though that object might be empty. If the **-noterm** flag was not set (this is the default), the transform terminates with a nonzero return code.

**User response:**

Check the the input file format.

**0429-231**

No images were found in the input file.

**Explanation:**

The TIFF file starts with the valid TIFF header, but contains no images.

**System action:**

The transform stops processing the current file. If the **-noterm** flag was set, the transform attempts to recover from the error and continue processing with the next file, if any. The return code is zero, and

the AFP output contains a complete AFP object (for example, document, page or overlay), even though that object might be empty. If the **-noterm** flag was not set (this is the default), the transform terminates with a nonzero return code.

**User response:**

The input file is very likely corrupted. Correct the problem and resubmit the file.

**0429-232**

Memory allocation for the page list failed.

**Explanation:**

Memory allocation failed: there is not enough memory available.

**System action:**

The transform terminates.

**User response:**

Try decreasing the load on the machine or increasing the paging space. If the problem persists, contact your service representative.

**0429-233**

Could not read the next IFD

**Explanation:**

Input file ended prematurely.

**System action:**

The transform stops processing the current file. If the **-noterm** flag was set, the transform attempts to recover from the error and continue processing with the next file, if any. The return code is zero, and the AFP output contains a complete AFP object (for example, document, page or overlay), even though that object might be empty. If the **-noterm** flag was not set (this is the default), the transform terminates with a nonzero return code.

**User response:**

The input file is corrupted. Try correcting the problem and resubmitting the file.

**0429-234**

File system \_\_\_\_\_ is full.

**Explanation:**

Internal transform error.

**System action:**

The transform terminates.

**User response:**

Contact your service representative and inform them that you have received this message indicating an internal error.

**0429-235**

File system containing file \_\_\_\_\_ is full.

**Explanation:**

There is not enough space on the file system to write the output image.

**System action:**

The transform terminates.

**User response:**

Check the **-ms** and **-msf** options or make more room on the file system.

**0429-236**

Unknown image choice : \_\_\_\_\_.

**Explanation:**

The supported values for the choice parameter are 'full', 'reduced' and 'both'.

**System action:**

The transform terminates.

**User response:**

Resubmit the job using valid parameters.

**0429-237**

Illegal page range specification : \_\_\_\_\_.

**Explanation:**

Illegal specification of the pages to be processed was found. Please see the transform documentation for the page range syntax.

**System action:**

The transform terminates.

**User response:**

Resubmit the job using valid parameters.

**0429-238**

Illegal image cleanup specification : \_\_\_\_\_.

**Explanation:**

The valid values for the 'clean' parameter are real numbers between 0 and 1 inclusive.

**System action:**

The transform terminates.

**User response:**

Resubmit the job using valid parameters.

### 0429-239

Could not open the parameter file : \_\_\_\_.

**Explanation:**

The transform could not open the specified parameter file.

**System action:**

The transform terminates.

**User response:**

Check the path and permissions.

3

### 0429-240

Illegal line in the parameter file \_\_\_\_ : \_\_\_\_.

**Explanation:**

The parameter file entries must have the form of <tag> = <value> and occur one per line. Please see the transform documentation for details.

**System action:**

The transform terminates.

**User response:**

Resubmit the job using valid parameters.

### 0429-241

Illegal minimum disk space specification : \_\_\_\_.

**Explanation:**

The minimum disk space specification must be a positive integer.

**System action:**

The transform terminates.

**User response:**

Resubmit the job using valid parameters.

### 0429-242

Illegal minimum disk space fraction specification : \_\_\_\_.

**Explanation:**

The minimum free disk space fraction must be a real number between zero and 1 inclusive.

**System action:**

The transform terminates.

**User response:**

Resubmit the job using valid parameters.



**0429-243**

Unknown image type : \_\_\_\_\_.

**Explanation:**

Illegal output image type specification. The valid image types are IM1, IO1, IOCA, IOCA10 and IOCA11. Please see the transform documentation for the image type syntax.

**System action:**

The transform terminates.

**User response:**

Resubmit the job using valid parameters.

**0429-244**

The lossless JPEG compression is not supported.

**Explanation:**

The transform currently supports only the lossy JPEG compression.

**System action:**

The transform stops processing the current image. If the **-noterm** flag was set, the transform attempts to recover from the error and continue processing with the next image, if any. The return code is zero, and the AFP output contains a complete AFP object (for example, document, page or overlay), even though that object might be empty. If the **-noterm** flag was not set (this is the default), the transform terminates with a nonzero return code.

**User response:**

Convert the image to a different compression algorithm.

**0429-245**

The old style separate-tables JPEG compression is not supported.

**Explanation:**

The way the JPEG-compressed data has been included in the original TIFF Revision 6.0 specification (compression type 6) is deeply flawed and has been superseded by new mechanism (compression type 7).

**System action:**

The transform stops processing the current image. If the **-noterm** flag was set, the transform attempts to recover from the error and continue processing with the next image, if any. The return code is zero, and the AFP output contains a complete AFP object (for example, document, page or overlay), even though that object might be empty. If the **-noterm** flag was not set (this is the default), the transform terminates with a nonzero return code.

**User response:**

Convert the image to the new JPEG TIFF format.

### 0429-246

One of the image offsets is greater than the paper dimension.

**Explanation:**

The image offset on the page is greater than the specified paper dimension.

**System action:**

The transform will process the image. The inconsistency is resolved by the output device.

**User response:**

If the image is printed incorrectly, resubmit with different values for image offset and/or page size.

### 0429-247

Grayscale correction file \_\_\_\_\_ could not be opened.

**Explanation:**

The file containing the halftoning grayscale correction data could not be opened.

**System action:**

The transform terminates.

**User response:**

Check the path and permissions.

### 0429-248

Illegal value for outBits : \_\_\_\_\_.

**Explanation:**

The supported values are 1, 4, 8 or 24 bites per pel.

**System action:**

The transform terminates.

**User response:**

Resubmit the job using valid parameters.

### 0429-249

Illegal color model : \_\_\_\_\_

**Explanation:**

The IOCA standard supports only RGB, YCrCb and YCbCr color models. The output color model must be one of these.

**System action:**

The transform terminates.

**User response:**

Resubmit the job using valid parameters.

**0429-250**

Illegal output page type : \_\_\_\_.

**Explanation:**

The page type must be one of the following: PAGE, OVERLAY, OVLY, PSEG or OBJECT.

**System action:**

The transform terminates.

**User response:**

Resubmit the job using valid parameters.

**0429-251**

Internal error: mismatch in pixel length in gray shift.

**Explanation:**

Internal transform error.

**System action:**

The transform terminates.

**User response:**

Contact your service representative and inform them that you have received this message indicating an internal error.

**0429-252**

No space left for stdin caching in \_\_\_\_.

**Explanation:**

The TIFF data stream is non-sequential. To process TIFF data piped through standard input, the transform must first cache the data to a temporary file. There is not enough space on the file system to write all the TIFF data.

**System action:**

The transform terminates.

**User response:**

Make more room on the file system.

**0429-253**

Stdin cache file could not be opened.

**Explanation:**

The TIFF data stream is non-sequential. To process TIFF data piped through standard input, the transform must first cache the data to a temporary file. The temporary file could not be opened. Please see the transform documentation to see the directory used for the temporary file.

**System action:**

The transform terminates.

**User response:**

Check the path and permissions.

**0429-254**

The page size is smaller than the desired output image size plus the desired image offsets.

**Explanation:**

The specified page size is too small to contain the image with the specified offsets.

**System action:**

The transform continues processing. The inconsistency is resolved by the output device.

**User response:**

If the image is printed incorrectly, adjust the paper size, image size and image offsets until the image fits on the page. Be careful to use the paper size supported by your output device.

**0429-255**

The output length specification must be positive.

**Explanation:**

A negative number was used for the output image length.

**System action:**

The transform terminates.

**User response:**

Resubmit the job using valid parameters.

**0429-256**

The output width specification must be positive.

**Explanation:**

A negative number was used for the output image width.

**System action:**

The transform terminates.

**User response:**

Resubmit the job using valid parameters.

**0429-257**

Too many input files could not be opened.

**Explanation:**

The transform could not open more than 10 input files. Possibly a wrong file was given as a file list.

**System action:**

The transform terminates.

**User response:**

Resubmit the job using valid parameters.

**0429-258**

The parameter file \_\_\_\_\_ is illegal or empty.

**Explanation:**

A fatal error occurred while processing the parameter file.

**System action:**

The transform terminates.

**User response:**

Check the parameter file name and syntax.

**0429-259**

The file list file \_\_\_\_\_ is illegal.

**Explanation:**

The list of the file names in the file contains a file name longer than 1024 characters.

**System action:**

The transform terminates.

**User response:**

Check the file list contents.

**0429-260**

The grayscale correction file \_\_\_\_\_ is empty or illegal.

**Explanation:**

The file with the grayscale corrections factors for halftoning must contain 256 real numbers or a PostScript transfer function.

**System action:**

The transform terminates.

**User response:**

Check the contents of the grayscale correction file.

**0429-261**

Illegal number of ink dot ranges for a CMYK image.

**Explanation:**

There must be at least two ink dot range specifications.

**System action:**

The transform stops processing the current image. If the **-noterm** flag was set, the transform attempts to recover from the error and continue processing with the next image, if any. The return code is zero, and the AFP output contains a complete AFP object (for example, document, page or overlay), even though that object might be empty. If the **-noterm** flag was not set (this is the default), the transform terminates with a nonzero return code.

**User response:**

The input image is corrupted. Try correcting the problem and resubmitting the image.

3

**0429-262**

Non-CMYK 4-ink color models are not supported.

**Explanation:**

The transform supports only CMYK 4-ink color model. 4-ink models using other colors are not supported.

**System action:**

The transform stops processing the current image. If the **-noterm** flag was set, the transform attempts to recover from the error and continue processing with the next image, if any. The return code is zero, and the AFP output contains a complete AFP object (for example, document, page or overlay), even though that object might be empty. If the **-noterm** flag was not set (this is the default), the transform terminates with a nonzero return code.

**User response:**

Convert the image to a different color representation.

**0429-263**

An error was encountered on page \_\_\_\_ of \_\_\_\_.

**Explanation:**

An error was encountered in the TIFF datastream. An informative message should have been displayed before this error message..

**System action:**

The transform stops processing the current image. If the **-noterm** flag was set, the transform attempts to recover from the error and continue processing with the next image, if any. The return code is zero, and the AFP output contains a complete AFP object (for example, document, page or overlay), even though that object might be empty. If the **-noterm** flag was not set (this is the default), the transform terminates with a nonzero return code.

**User response:**

The input file is corrupted. Try correcting the problem and resubmitting the image.

**0429-264**

One of the buffers needed to read in the image data could not be allocated.

**Explanation:**

Memory allocation failed: there is not enough memory available.

**System action:**

The transform terminates.

**User response:**

Try decreasing the load on the machine or increasing the paging space. If the problem persists, the cause may be a corrupted TIFF file. Check the values for the StripByteCounts (pointed to by the tag X'117') or TileByteCounts (pointed to by the tag X'145'). If the TIFF file seems correct, contact your service representative.

**0429-265**

Illegal memory specification : \_\_\_\_\_

**Explanation:**

The memory limit must be a non-negative integer.

**System action:**

The transform terminates.

**User response:**

Resubmit the job using correct command line syntax.

**0429-266**

Usage:

```
tiff2afp [-a image type] [-alg processing algorithms]
[-calib calibration] [-choice image choice]
[-C configuration file] [-clean cleanup] [-crop crop factors]
[-cmp compression] [-fit trim or scale]
[-force] [-gcorr grayscale mapping table]
[-ink color] [-inv] [-is interchange set] [-j scan offset file name]
[-l page length ] [-M memory bound] [-mp] [-ms space]
[-msf space fraction] [-nomp] [-nosniff] [-noterm] [-nov]
[-o output file] [-outbits number of output bits]
[-outcolor output color model] [-p page range]
[-pagetype page type] [-paper paper size] [-r resolution]
[-respath resource search path] [-rot rotation]
[-servers server list] [-scale image size]
[-sgcorr scanner correction] [-sniff] [-term]
[-thresh halftone file ] [-v] [-x left margin] [-y top margin]
[-z] [-w page width ] [-wrkdir work directory]
[-S servername]
[-P portnumber]
[[file|directory|-f filelist|@filelist]...]
```

**0429-267**

Illegal fit specification has been found : \_\_\_\_\_

**Explanation:**

The fit option allows two values: **scale** or **trim**. All other values are illegal.

**System action:**

The transform terminates.

**User response:**

Try again, specifying either **scale** or **trim**.

**0429-268**

Fatal internal error with the trace tag \_\_\_\_

**Explanation:**

The transform has detected an unrecoverable internal error.

**System action:**

The transform terminates.

**User response:**

Contact your service representative.

**0429-269**

Halftone threshold file \_\_\_\_ could not be opened.

**Explanation:**

A file containing the halftone cell specification could not be opened.

**System action:**

The transform terminates.

**User response:**

Check the path and permissions.

**0429-270**

StripByteCount \_\_\_\_ larger than the file size \_\_\_\_.

**Explanation:**

The number of bytes in the strip is incorrect.

**System action:**

The transform stops processing the current image. If the **-noterm** flag is set, the transform attempts to recover from the error and continue processing with the next image. The return code is zero, and the AFP output contains a complete AFP object (for example, document, page, or overlay), even though that object might be empty. If the **-noterm** flag is not set (default value), the transform terminates with a nonzero return code.

**User response:**

The input image is corrupted. Try correcting the problem and resubmitting the image.



**0429-301**

File list could not be allocated.

**Explanation:**

Memory allocation failed: there is not enough memory available.

**System action:**

The transform terminates.

**User response:**

Try decreasing the load on the machine or increasing the paging space. If the problem persists, contact your service representative.

**0429-302**

Illegal output compression algorithm : \_\_\_\_.

**Explanation:**

The valid choices for the output image compression are:

**none**

uncompressed output

**mh**

CCIT T.4 G3 Modified Huffman

**mmr**

IBM Modified Modified Read

**g3**

CCIT T.4 G3 Modified Read

**g4**

CCIT T.6 G4

**jpeg**

JPEG non-differential Huffman coding with baseline DCT

**System action:**

The transform terminates.

**User response:**

Resubmit the job using valid parameters.

**0429-303**

Illegal scaling algorithm : \_\_\_\_.

**Explanation:**

The supported scaling algorithms are `afp`, `alg1`, `alg2` and `alg3`. The supported halftoning algorithms are `htod1`, `htfs` and `htcal1`.

**System action:**

The transform terminates.

**User response:**

Resubmit the job using valid parameters.

**0429-304**

Illegal ink specification : \_\_\_\_.

**Explanation:**

The ink specification is used in the scaling algorithms `alg1` and `alg2`. The valid values are `black` (the image is black on white) and `white` (the image is white on black).

**System action:**

The transform terminates.

**User response:**

Resubmit the job using valid parameters.

**0429-305**

Could not open the name list file \_\_\_\_.

**Explanation:**

The file containing the list of image files to be processed could not be opened.

**System action:**

The transform terminates.

**User response:**

Check the file name and permissions.

**0429-306**

Memory for the file list entry could not be allocated.

**Explanation:**

Memory allocation failed: there is not enough memory available.

**System action:**

The transform terminates.

**User response:**

Try decreasing the load on the machine or increasing the paging space. If the problem persists, contact your service representative.

**0429-307**

Illegal rotation : \_\_\_\_.

**Explanation:**

The image can be rotated only by 0, 90, 180 or 270 degrees.

**System action:**

The transform terminates.

**User response:**

Resubmit the job using valid parameters.

**0429-308**

Illegal resolution : \_\_\_\_.

**Explanation:**

The output image resolution must be a positive integer.

**System action:**

The transform terminates.

**User response:**

Resubmit the job using valid parameters.

**0429-309**

Illegal left margin : \_\_\_\_.

**Explanation:**

The left margin must not be negative.

**System action:**

The transform terminates.

**User response:**

Resubmit the job using valid parameters.

**0429-310**

Illegal top margin : \_\_\_\_.

**Explanation:**

The top margin must not be negative.

**System action:**

The transform terminates.

**User response:**

Resubmit the job using valid parameters.

**0429-311**

Unknown option : \_\_\_\_\_

**Explanation:**

An unknown option was encountered on the command line or in the parameter file. The valid options are: @, -a, -alg, -calib, -choice, -C, -cmp, -crop, -f, -fit, -force, -gcorr, -j, -l, -M, -mp, -ms, -msf, -nomp, -nosniff, -noterm, -nov, -o, -outbits, -outcolor, -p, -pagetype, -paper, -r, -respath, -rot, -servers, -scale, -size, -term, -v, -w, -wrkdir, -x, -y, -z. Options @, -f and -C can not be used as entries in a parameter file.

**System action:**

The transform terminates.

**User response:**

Resubmit the job using valid parameters.

**0429-312**

Output file \_\_\_\_\_ could not be opened.

**Explanation:**

The transform could not open the output file for writing.

**System action:**

The transform terminates.

**User response:**

Check the path and permissions.

**0429-313**

Failed in reading the JPEG file.

**Explanation:**

Encountered a premature end of file in a input file.

**System action:**

The transform stops processing the current file. If the **-noterm** flag was set, the transform attempts to recover from the error and continue processing with the next file, if any. The return code is zero, and the AFP output contains a complete AFP object (for example, document, page or overlay), even though that object might be empty. If the **-noterm** flag was not set (this is the default), the transform terminates with a nonzero return code.

**User response:**

The input file is corrupted. Try correcting the problem and resubmitting the image.

**0429-314**

No more than 8 bits per color in chunky format allowed.

**Explanation:**

The color data in the image are organized in 'chunky' format: the color values for each pel are grouped together. The transform allows at most 8 bits per color component in this format.

**System action:**

The transform stops processing the current image. If the **-noterm** flag was set, the transform attempts to recover from the error and continue processing with the next image, if any. The return code is zero, and the AFP output contains a complete AFP object (for example, document, page or overlay), even though that object might be empty. If the **-noterm** flag was not set (this is the default), the transform terminates with a nonzero return code.

**User response:**

Convert the image to a color representation that uses 8 bits or less per color component and resubmit the image.

3

**0429-315**

Input file \_\_\_\_ could not be opened.

**Explanation:**

The transform could not open the specified input file.

**System action:**

The transform stops processing the current file. If the **-noterm** flag was set, the transform attempts to recover from the error and continue processing with the next file, if any. The return code is zero, and the AFP output contains a complete AFP object (such as a document, page, or overlay), even though that object might be empty. If the **-noterm** flag was not set (this is the default), the transform terminates with a nonzero return code.

**User response:**

Check the path and permissions.

**0429-316**

Input file \_\_\_\_ is not a valid JPEG file.

**Explanation:**

The specified input file is not a valid JPEG file.

**System action:**

The transform stops processing the current file. If the **-noterm** flag was set, the transform attempts to recover from the error and continue processing with the next file, if any. If the **-noterm** flag was not set (this is the default), the transform terminates with a nonzero return code.

**User response:**

Check the input file format.

**0429-317**

Memory allocation for the page list failed.

**Explanation:**

Memory allocation failed: there is not enough memory available.

**System action:**

The transform terminates.

**User response:**

Try decreasing the load on the machine or increasing the paging space. If the problem persists, contact your service representative.

**0429-318**

File system containing file \_\_\_\_\_ is full.

**Explanation:**

There is not enough space on the file system to write the output image.

**System action:**

The transform terminates.

**User response:**

Check the **-ms** and **-msf** options or make more room on the file system.

**0429-319**

Unknown image choice : \_\_\_\_\_.

**Explanation:**

The supported values for the choice parameter are 'full', 'reduced' and 'both'.

**System action:**

The transform terminates.

**User response:**

Resubmit the job using valid parameters.

**0429-320**

Illegal page range specification : \_\_\_\_\_.

**Explanation:**

Illegal specification of the pages to be processed was found. Please see the transform documentation for the page range syntax.

**System action:**

The transform terminates.

**User response:**

Resubmit the job using valid parameters.

**0429-321**

Illegal image cleanup specification : \_\_\_\_\_.

**Explanation:**

The valid values for the 'clean' parameter are real numbers between 0 and 1 inclusive.

**System action:**

The transform terminates.

**User response:**

Resubmit the job using valid parameters.

**0429-322**

Could not open the parameter file : \_\_\_\_.

**Explanation:**

The transform could not open the specified parameter file.

**System action:**

The transform terminates.

**User response:**

Check the path and permissions.

**0429-323**

Illegal line in the parameter file \_\_\_\_ : \_\_\_\_

**Explanation:**

The parameter file entries must have the form of <tag> = <value> and occur one per line. Please see the transform documentation for details.

**System action:**

The transform terminates.

**User response:**

Resubmit the job using valid parameters.

**0429-324**

Illegal minimum disk space specification : \_\_\_\_.

**Explanation:**

The minimum disk space specification must be a positive integer.

**System action:**

The transform terminates.

**User response:**

Resubmit the job using valid parameters.

**0429-325**

Illegal minimum disk space fraction specification : \_\_\_\_.

**Explanation:**

The minimum free disk space fraction must be a real number between zero and 1 inclusive.

**System action:**

The transform terminates.

**User response:**

Resubmit the job using valid parameters.

**0429-326**

Unknown image type : \_\_\_\_.

**Explanation:**

Illegal output image type specification. The valid image types are IM1, IO1, IOCA, IOCA10 and IOCA11. Please see the transform documentation for the image type syntax.

**System action:**

The transform terminates.

**User response:**

Resubmit the job using valid parameters.

**0429-327**

One of the image offsets is greater than the paper dimension.

**Explanation:**

The image offset on the page is greater than the specified paper dimension.

**System action:**

The transform will process the image. The inconsistency is resolved by the output device.

**User response:**

If the image is printed incorrectly, resubmit with different values for image offset or page size.

**0429-328**

Grayscale correction file \_\_\_\_ could not be opened.

**Explanation:**

The file containing the halftoning grayscale correction data could not be opened.

**System action:**

The transform terminates.

**User response:**

Check the path and permissions.



**0429-329**

Illegal value for outBits : \_\_\_\_.

**Explanation:**

The supported values are 1, 4, 8 or 24 bites per pel.

**System action:**

The transform terminates.

**User response:**

Resubmit the job using valid parameters.

**0429-330**

Illegal color model : \_\_\_\_.

**Explanation:**

The IOCA standard supports only RGB, YCrCb and YCbCr color models. The output color model must be one of these.

**System action:**

The transform terminates.

**User response:**

Resubmit the job using valid parameters.

**0429-331**

Illegal output page type : \_\_\_\_.

**Explanation:**

The page type must be one of the following: PAGE, OVERLAY, OVLY, PSEG or OBJECT.

**System action:**

The transform terminates.

**User response:**

Resubmit the job using valid parameters.

**0429-332**

Internal error: mismatch in pixel length in gray shift.

**Explanation:**

Internal transform error.

**System action:**

The transform terminates.

**User response:**

Contact your service representative and inform them that you have received this message indicating an internal error.

### **0429-333**

No space left for stdin caching in \_\_\_\_.

#### **Explanation:**

To process JPEG data piped through standard input, the transform first caches the data to a temporary file. There is not enough space on the file system to write all the JPEG data.

#### **System action:**

The transform terminates.

#### **User response:**

Make more room on the file system.

### **0429-334**

Stdin cache file could not be opened.

#### **Explanation:**

To process JPEG data piped through standard input, the transform first caches the data to a temporary file. The temporary file could not be opened. Please see the transform documentation to find the directory used for the temporary file.

#### **System action:**

The transform terminates.

#### **User response:**

Check the path and permissions.

### **0429-335**

The page size is smaller than the desired output image size plus the desired image offsets.

#### **Explanation:**

The specified page size is too small to contain the image with the specified offsets.

#### **System action:**

The transform continues processing. The inconsistency is resolved by the output device.

#### **User response:**

If the image is printed incorrectly, adjust the paper size, image size and image offsets until the image fits on the page. Be careful to use the paper size supported by your output device.

### **0429-336**

The output length specification must be positive.

#### **Explanation:**

A negative number was used for the output image length.

**System action:**

The transform terminates.

**User response:**

Resubmit the job using valid parameters.

**0429-337**

The output width specification must be positive.

**Explanation:**

A negative number was used for the output image width.

**System action:**

The transform terminates.

**User response:**

Resubmit the job using valid parameters.

**0429-338**

Too many input files could not be opened.

**Explanation:**

The transform could not open more than 10 input files. Possibly a wrong file was given as a file list.

**System action:**

The transform terminates.

**User response:**

Resubmit the job using valid parameters.

**0429-339**

The parameter file \_\_\_\_\_ is illegal or empty.

**Explanation:**

A fatal error occurred while processing the parameter file.

**System action:**

The transform terminates.

**User response:**

Check the parameter file name and syntax.

**0429-340**

The file list file \_\_\_\_\_ is illegal.

**Explanation:**

The list of the file names in the file contains a file name longer than 1024 characters.

**System action:**

The transform terminates.

**User response:**

Check the file list contents.

**0429-341**

The grayscale correction file \_\_\_\_\_ is empty or illegal.

**Explanation:**

The file with the grayscale corrections factors for halftoning must contain 256 real numbers or a PostScript transfer function.

**System action:**

The transform terminates.

**User response:**

Check the contents of the of the grayscale correction file.

**0429-342**

An error was encountered on page \_\_\_\_\_ of \_\_\_\_\_.

**Explanation:**

An error was encountered in the JPEG datastream. An informative message should have been displayed before this error message.

**System action:**

The transform stops processing the current image. If the **-noterm** flag was set, the transform attempts to recover from the error and continue processing with the next image, if any. The return code is zero, and the AFP output contains a complete AFP object (for example, document, page or overlay), even though that object might be empty. If the **-noterm** flag was not set (this is the default), the transform terminates with a nonzero return code.

**User response:**

The input file is corrupted. Try correcting the problem and resubmitting the image.

**0429-343**

Illegal memory specification : \_\_\_\_\_

**Explanation:**

The memory limit must be a non-negative integer.

**System action:**

The transform terminates.

**User response:**

Resubmit the job using correct command line syntax.

**0429-344**

Usage:

```
jpeg2afp [-a image type] [-alg processing algorithms]
[-calib] [-C configuration file] [-crop crop factors]
[-cmp compression] [-fit trim or scale] [-force]
[-gcorr grayscale mapping table]
[-is interchange set]
[-j scan offset file name]
[-l page length ] [-M memory bound] [-mp] [-ms space]
[-msf space fraction] [-nomp] [-nosniff] [-noterm] [-nov]
[-o output file] [-outbits number of output bits]
[-outcolor output color model] [-p page range]
[-pagetype page type] [-paper paper size] [-r resolution]
[-respath resource search path] [-rot rotation]
[-scale image size] [-servers] [-sgcorr] [-term] [-thresh halftone file ]
[-v] [-x left margin] [-y top margin]
[-z] [-w page width ] [-wrkdir work directory]
[-S servername]
[-P portnumber]
[[file|directory|-f filelist|@filelist]...]
```

**0429-345**

Illegal fit specification has been found : \_\_\_\_\_

**Explanation:**

The **fit** option allows two values: **scale** or **trim**. All other values are illegal.

**System action:**

The transform terminates.

**User response:**

Try again, specifying either **scale** or **trim**.

**0429-346**

Fatal internal error with the trace tag \_\_\_\_\_

**Explanation:**

The transform has detected an unrecoverable internal error.

**System action:**

The transform terminates.

**User response:**

Contact your service representative.

**0429-347**

Halftone threshold file \_\_\_\_\_ could not be opened.

**Explanation:**

A file containing the halftone cell specification could not be opened.

**System action:**

The transform terminates.

**User response:**

Check the path and permissions.

**0429-401**

File list could not be allocated.

**Explanation:**

Memory allocation failed: there is not enough memory available.

**System action:**

The transform terminates.

**User response:**

Try decreasing the load on the machine or increasing the paging space. If the problem persists, contact your service representative.

**0429-402**

Illegal output compression algorithm : \_\_\_\_.

**Explanation:**

The valid choices for the output image compression are:

**none**

uncompressed output

**mh**

CCIT T.4 G3 Modified Huffman

**mmr**

IBM Modified Modified Read

**g3**

CCIT T.4 G3 Modified Read

**g4**

CCIT T.6 G4

**jpeg**

JPEG non-differential Huffman coding with baseline DCT

**System action:**

The transform terminates.

**User response:**

Resubmit the job using valid parameters.

**0429-403**

Illegal algorithm : \_\_\_\_.

**Explanation:**

The supported algorithms are afp, alg1, alg2, alg3, htc1, htod1 and htfs.

**System action:**

The transform terminates.

**User response:**

Resubmit the job using valid parameters.

**0429-404**

Illegal ink specification : \_\_\_\_.

**Explanation:**

The ink specification is used in the scaling algorithms alg1 and alg2. The valid values are black (the image is black on white) and white (the image is white on black).

**System action:**

The transform terminates.

**User response:**

Resubmit the job using valid parameters.

**0429-405**

Could not open the name list file \_\_\_\_.

**Explanation:**

The file containing the list of image files to be processed could not be opened.

**System action:**

The transform terminates.

**User response:**

Check the file name and permissions.

**0429-406**

Memory for the file list entry could not be allocated.

**Explanation:**

Memory allocation failed: there is not enough memory available.

**System action:**

The transform terminates.

**User response:**

Try decreasing the load on the machine or increasing the paging space. If the problem persists, contact your service representative.

**0429-407**

Illegal rotation : \_\_\_\_.

**Explanation:**

The image can be rotated only by 0, 90, 180 or 270 degrees.

**System action:**

The transform terminates.

**User response:**

Resubmit the job using valid parameters.

**0429-408**

Illegal resolution : \_\_\_\_.

**Explanation:**

The output image resolution must be a positive integer.

**System action:**

The transform terminates.

**User response:**

Resubmit the job using valid parameters.

**0429-409**

Illegal left margin : \_\_\_\_.

**Explanation:**

The left margin must not be negative.

**System action:**

The transform terminates.

**User response:**

Resubmit the job using valid parameters.

**0429-410**

Illegal top margin : \_\_\_\_.

**Explanation:**

The top margin must not be negative.



**System action:**

The transform terminates.

**User response:**

Resubmit the job using valid parameters.

**0429-411**

Unknown option : \_\_\_\_\_

**Explanation:**

An unknown option was encountered on the command line or in the parameter file. The valid options are: @, -a, -alg, -calib, -choice, -C, -clean, -cmp, -crop, -f, -fit, -force, -gcorr, -ink, -inv, -j, -l, -M, -mp, -ms, -msf, -nomp, -nosniff, -noterm, -nov, -o, -outbits, -outcolor, -p, -pagetype, -paper, -r, -respath, -rot, -scale, -servers, -sgcorr, -sniff, -term, -thresh, -v, -w, -wrkdir, -x, -y. Options @, -f and -C can not be used as entries in a parameter file.

**System action:**

The transform terminates.

**User response:**

Resubmit the job using valid parameters.

**0429-412**

Output file \_\_\_\_\_ could not be opened.

**Explanation:**

The transform could not open the output file for writing.

**System action:**

The transform terminates.

**User response:**

Check the path and permissions.

**0429-413**

Failed in reading the GIF file.

**Explanation:**

Encountered a premature end of file in a input file.

**System action:**

The transform stops processing the current file. If the **-noterm** flag was set, the transform attempts to recover from the error and continue processing with the next file, if any. The return code is zero, and the AFP output contains a complete AFP object (for example, document, page or overlay), even though that object might be empty. If the **-noterm** flag was not set (this is the default), the transform terminates with a nonzero return code.

**User response:**

The input file is corrupted. Try correcting the problem and resubmitting the image.

**0429-414**

No more than 8 bits per color in chunky format allowed.

**Explanation:**

The color data in the image are organized in 'chunky' format: the color values for each pel are grouped together. The transform allows at most 8 bits per color component in this format

**System action:**

The transform stops processing the current image. If the **-noterm** flag was set, the transform attempts to recover from the error and continue processing with the next image, if any. The return code is zero, and the AFP output contains a complete AFP object (for example, document, page or overlay), even though that object might be empty. If the **-noterm** flag was not set (this is the default), the transform terminates with a nonzero return code.

**User response:**

Convert the image to a color representation that uses 8 bits or less per color component and resubmit the image.

**0429-415**

Input file \_\_\_\_ could not be opened.

**Explanation:**

The transform could not open the specified input file.

**System action:**

The transform stops processing the current file. If the **-noterm** flag was set, the transform attempts to recover from the error and continue processing with the next file, if any. The return code is zero, and the AFP output contains a complete AFP object (for example, document, page or overlay), even though that object might be empty. If the **-noterm** flag was not set (this is the default), the transform terminates with a nonzero return code.

**User response:**

Check the path and permissions.

**0429-416**

Input file \_\_\_\_ is not a valid GIF file.

**System action:**

The transform stops processing the current file. If the **-noterm** flag was set, the transform attempts to recover from the error and continue processing with the next file, if any. The return code is zero, and the AFP output contains a complete AFP object (for example, document, page or overlay), even though that object might be empty. If the **-noterm** flag was not set (this is the default), the transform terminates with a nonzero return code.

**User response:**

Check the input file format.

**0429-417**

Memory allocation for the page list failed.

**Explanation:**

Memory allocation failed: there is not enough memory available.

**System action:**

The transform terminates.

**User response:**

Try decreasing the load on the machine or increasing the paging space. If the problem persists, contact your service representative.

**0429-418**

File system containing file \_\_\_\_\_ is full.

**Explanation:**

There is not enough space on the file system to write the output image.

**System action:**

The transform terminates.

**User response:**

Check the **-ms** and **-msf** options or make more room on the file system.

**0429-419**

Unknown image choice : \_\_\_\_\_.

**Explanation:**

The supported values for the choice parameter are 'full', 'reduced' and 'both'.

**System action:**

The transform terminates.

**User response:**

Resubmit the job using valid parameters.

**0429-420**

Illegal page range specification : \_\_\_\_\_.

**Explanation:**

Illegal specification of the pages to be processed was found. Please see the transform documentation for the page range syntax.

**System action:**

The transform terminates.

**User response:**

Resubmit the job using valid parameters.

#### **0429-421**

Illegal image cleanup specification : \_\_\_\_.

#### **Explanation:**

The valid values for the 'clean' parameter are real numbers between 0 and 1 inclusive.

#### **System action:**

The transform terminates.

#### **User response:**

Resubmit the job using valid parameters.

#### **0429-422**

Could not open the parameter file : \_\_\_\_.

#### **Explanation:**

The transform could not open the specified parameter file.

#### **System action:**

The transform terminates.

#### **User response:**

Check the path and permissions.

#### **0429-423**

Illegal line in the parameter file \_\_\_\_ : \_\_\_\_.

#### **Explanation:**

The parameter file entries must have the form of <tag> = <value> and occur one per line. Please see the transform documentation for details.

#### **System action:**

The transform terminates.

#### **User response:**

Resubmit the job using valid parameters.

#### **0429-424**

Illegal minimum disk space specification : \_\_\_\_.

#### **Explanation:**

The minimum disk space specification must be a positive integer.

#### **System action:**

The transform terminates.

**User response:**

Resubmit the job using valid parameters.

**0429-425**

Illegal minimum disk space fraction specification : \_\_\_\_.

**Explanation:**

The minimum free disk space fraction must be a real number between zero and 1 inclusive.

**System action:**

The transform terminates.

**User response:**

Resubmit the job using valid parameters.

**0429-426**

Unknown image type : \_\_\_\_.

**Explanation:**

Illegal output image type specification. The valid image types are IM1, IO1, IOCA, IOCA10 and IOCA11. Please see the transform documentation for the image type syntax.

**System action:**

The transform terminates.

**User response:**

Resubmit the job using valid parameters.

**0429-427**

One of the image offsets is greater than the paper dimension.

**Explanation:**

The image offset on the page is greater than the specified paper dimension.

**System action:**

The transform will process the image. The inconsistency is resolved by the output device.

**User response:**

If the image is printed incorrectly, resubmit with different values for image offset and/or page size.

**0429-428**

Grayscale correction file \_\_\_\_ could not be opened.

**Explanation:**

The file containing the halftoning grayscale correction data could not be opened.

**System action:**

The transform terminates.

**User response:**

Check the path and permissions.

**0429-429**

Illegal value for outBits : \_\_\_\_.

**Explanation:**

The supported values are 1, 4, 8 or 24 bites per pel.

**System action:**

The transform terminates.

**User response:**

Resubmit the job using valid parameters.

**0429-430**

Illegal color model : \_\_\_\_.

**Explanation:**

The IOCA standard supports only RGB, YCrCb and YCbCr color models. The output color model must be one of these.

**System action:**

The transform terminates.

**User response:**

Resubmit the job using valid parameters.

**0429-431**

Illegal output page type : \_\_\_\_.

**Explanation:**

The page type must be one of the following: PAGE, OVERLAY, OVLY, PSEG or OBJECT.

**System action:**

The transform terminates.

**User response:**

Resubmit the job using valid parameters.

**0429-432**

Illegal output page type : \_\_\_\_.

**Explanation:**

The page type must be one of the following: PAGE, OVERLAY, OVLY, PSEG or OBJECT.

**System action:**

The transform terminates.

**User response:**

Contact your service representative and inform them that you have received this message indicating an internal error.

**0429-433**

No space left for stdin caching in \_\_\_\_.

**Explanation:**

To process GIF data piped through standard input, the transform first caches the data to a temporary file. There is not enough space on the file system to write all the GIF data.

**System action:**

The transform terminates.

**User response:**

Make more room on the file system.

**0429-434**

Stdin cache file could not be opened.

**Explanation:**

To process GIF data piped through standard input, the transform first caches the data to a temporary file. The temporary file could not be opened. Please see the transform documentation to find the directory used for the temporary file.

**System action:**

The transform terminates.

**User response:**

Check the path and permissions.

**0429-435**

The page size is smaller than the desired output image size plus the desired image offsets.

**Explanation:**

To process GIF data piped through standard input, the transform first caches the data to a temporary file. The temporary file could not be opened. Please see the transform documentation to find the directory used for the temporary file.

**System action:**

The transform continues processing. The inconsistency is resolved by the output device.

**User response:**

If the image is printed incorrectly, adjust the paper size, image size and image offsets until the image fits on the page. Be careful to use the paper size supported by your output device.

### 0429-436

The output length specification must be positive.

**Explanation:**

A negative number was used for the output image length.

**System action:**

The transform terminates.

**User response:**

Resubmit the job using valid parameters.

3

### 0429-437

The output width specification must be positive.

**Explanation:**

A negative number was used for the output image width.

**System action:**

The transform terminates.

**User response:**

Resubmit the job using valid parameters.

### 0429-438

Too many input files could not be opened.

**Explanation:**

The transform could not open more than 10 input files. Possibly a wrong file was given as a file list.

**System action:**

The transform terminates.

**User response:**

Resubmit the job using valid parameters.

### 0429-439

The parameter file \_\_\_\_\_ is illegal or empty.

**Explanation:**

A fatal error occurred while processing the parameter file.

**System action:**

The transform terminates.

**User response:**

Check the parameter file name and syntax.



**0429-440**

The file list file \_\_\_\_\_ is illegal.

**Explanation:**

The list of the file names in the file contains a file name longer than 1024 characters.

**System action:**

The transform terminates.

**User response:**

Check the file list contents.

**0429-441**

The grayscale correction file \_\_\_\_\_ is empty or illegal.

**Explanation:**

The file with the grayscale corrections factors for halftoning must contain 256 real numbers or a PostScript transfer function.

**System action:**

The transform terminates.

**User response:**

Check the contents of the of the grayscale correction file.

**0429-442**

An error was encountered on image \_\_\_\_\_ in \_\_\_\_\_.

**Explanation:**

The GIF data stream contains an unrecoverable error.

**System action:**

The transform stops processing the current file. If the **-noterm** flag was set, the transform attempts to recover from the error and continue processing with the next file, if any. The return code is zero, and the AFP output contains a complete AFP object (for example, document, page or overlay), even though that object might be empty. If the **-noterm** flag was not set (this is the default), the transform terminates with a nonzero return code.

**User response:**

The input file is corrupted. Try correcting the problem and resubmitting the image.

**0429-443**

Bad local image block.

**Explanation:**

Bad local image block was found in the GIF data stream.

**System action:**

The transform stops processing the current file. If the **-noterm** flag was set, the transform attempts to recover from the error and continue processing with the next file, if any. The return code is zero, and the AFP output contains a complete AFP object (for example, document, page or overlay), even though that object might be empty. If the **-noterm** flag was not set (this is the default), the transform terminates with a nonzero return code.

**User response:**

The input file is corrupted. Try correcting the problem and resubmitting the image.

**0429-444**

LZW decompression error: code \_\_\_\_ to large for \_\_\_\_.

**Explanation:**

An error was encountered while decompressing raster image data.

**System action:**

The transform stops processing the current file. If the **-noterm** flag was set, the transform attempts to recover from the error and continue processing with the next file, if any. The return code is zero, and the AFP output contains a complete AFP object (for example, document, page or overlay), even though that object might be empty. If the **-noterm** flag was not set (this is the default), the transform terminates with a nonzero return code.

**User response:**

The input file is corrupted. Try correcting the problem and resubmitting the image.

**0429-445**

WARNING: wrong rastersize: \_\_\_\_ bytes instead of \_\_\_\_ bytes.

**Explanation:**

Decompressing the raster image data did not yield the expected amount of data (width \* height bytes).

**System action:**

The transform attempts to process the image and continue to process the data stream. The return code is zero. The output image might be corrupted.

**User response:**

The input file is corrupted. Try correcting the problem and resubmitting the image.

**0429-446**

Illegal memory specification : \_\_\_\_

**Explanation:**

The memory limit must be a non-negative integer.

**System action:**

The transform terminates.

**User response:**

Resubmit the job using correct command line syntax.

### 0429-447

Usage:

```
gif2afp [-a image type] [-alg processing algorithms]
[-C configuration file] [-clean cleanup] [-crop crop factors]
[-calib] [-cmp compression] [-fit trim or scale]
[-force] [-gcorr grayscale mapping table]
[-ink color] [-inv] [-is interchange set]
[-j scan offset file name]
[-l page length ] [-M memory bound] [-mp] [-ms space]
[-msf space fraction] [-nomp] [-nosniff] [-noterm] [-nov]
[-o output file] [-outbits number of output bits]
[-outcolor output color model] [-p page range]
[-pagetype page type] [-paper paper size] [-r resolution]
[-respath resource search path] [-rot rotation]
[-scale image size] [-servers] [-sgcorr] [-sniff] [-term]
[-thresh halftone file ] [-v] [-x left margin] [-y top margin]
[-z] [-w page width ] [-wrkdir work directory]
[-S servername]
[-P portnumber]
[[file|directory|-f filelist|@filelist]...]
```

### 0429-448

Illegal fit specification has been found : \_\_\_\_\_

#### Explanation:

The fit option allows two values: **scale** or **trim**. All other values are illegal.

#### System action:

The transform terminates.

#### User response:

Try again, specifying either **scale** or **trim**.

### 0429-449

Fatal internal error with the trace tag \_\_\_\_\_

#### Explanation:

The transform has detected an unrecoverable internal error.

#### System action:

The transform terminates.

#### User response:

Contact your service representative.

**0429-450**

Halftone threshold file \_\_\_\_ could not be opened.

**Explanation:**

A file containing the halftone cell specification could not be opened.

**System action:**

The transform terminates.

**User response:**

Check the path and permissions.

3

**0429-501**

Invalid message code \_\_\_\_.

**Explanation:**

A fatal error occurred while decompressing JPEG compressed image data.

**System action:**

The transform stops processing the current image. If the **-noterm** flag was set, the transform attempts to recover from the error and continue processing with the next image, if any. The return code is zero, and the AFP output contains a complete AFP object (for example, document, page or overlay), even though that object might be empty. If the **-noterm** flag was not set (this is the default), the transform terminates with a nonzero return code.

**User response:**

The input image is corrupted. Try correcting the problem and resubmitting the image.

**0429-502**

Sorry, there are legal restrictions on arithmetic coding.

**Explanation:**

A fatal error occurred while decompressing JPEG compressed image data.

**System action:**

The transform stops processing the current image. If the **-noterm** flag was set, the transform attempts to recover from the error and continue processing with the next image, if any. The return code is zero, and the AFP output contains a complete AFP object (for example, document, page or overlay), even though that object might be empty. If the **-noterm** flag was not set (this is the default), the transform terminates with a nonzero return code.

**User response:**

The input image is corrupted. Try correcting the problem and resubmitting the image.

**0429-503**

ALIGN\_TYPE is wrong, please fix.

**Explanation:**

A fatal error occurred while decompressing JPEG compressed image data.

**System action:**

The transform stops processing the current image. If the **-noterm** flag was set, the transform attempts to recover from the error and continue processing with the next image, if any. The return code is zero, and the AFP output contains a complete AFP object (for example, document, page or overlay), even though that object might be empty. If the **-noterm** flag was not set (this is the default), the transform terminates with a nonzero return code.

**User response:**

The input image is corrupted. Try correcting the problem and resubmitting the image.

**0429-504**

MAX\_ALLOC\_CHUNK is wrong, please fix.

**Explanation:**

A fatal error occurred while decompressing JPEG compressed image data.

**System action:**

The transform stops processing the current image. If the **-noterm** flag was set, the transform attempts to recover from the error and continue processing with the next image, if any. The return code is zero, and the AFP output contains a complete AFP object (for example, document, page or overlay), even though that object might be empty. If the **-noterm** flag was not set (this is the default), the transform terminates with a nonzero return code.

**User response:**

The input image is corrupted. Try correcting the problem and resubmitting the image.

**0429-505**

Invalid buffer control mode.

**Explanation:**

A fatal error occurred while decompressing JPEG compressed image data.

**System action:**

The transform stops processing the current image. If the **-noterm** flag was set, the transform attempts to recover from the error and continue processing with the next image, if any. The return code is zero, and the AFP output contains a complete AFP object (for example, document, page or overlay), even though that object might be empty. If the **-noterm** flag was not set (this is the default), the transform terminates with a nonzero return code.

**User response:**

The input image is corrupted. Try correcting the problem and resubmitting the image.

**0429-506**

Invalid component ID \_\_\_\_ in SOS.

**Explanation:**

A fatal error occurred while decompressing JPEG compressed image data.

**System action:**

The transform stops processing the current image. If the **-noterm** flag was set, the transform attempts to recover from the error and continue processing with the next image, if any. The return code is zero, and the AFP output contains a complete AFP object (for example, document, page or overlay), even though that object might be empty. If the **-noterm** flag was not set (this is the default), the transform terminates with a nonzero return code.

**User response:**

The input image is corrupted. Try correcting the problem and resubmitting the image.

**0429-507**

IDCT output block size \_\_\_\_ not supported.

**Explanation:**

A fatal error occurred while decompressing JPEG compressed image data.

**System action:**

The transform stops processing the current image. If the **-noterm** flag was set, the transform attempts to recover from the error and continue processing with the next image, if any. The return code is zero, and the AFP output contains a complete AFP object (for example, document, page or overlay), even though that object might be empty. If the **-noterm** flag was not set (this is the default), the transform terminates with a nonzero return code.

**User response:**

The input image is corrupted. Try correcting the problem and resubmitting the image.

**0429-508**

Invalid input colorspace.

**Explanation:**

A fatal error occurred while decompressing JPEG compressed image data.

**System action:**

The transform stops processing the current image. If the **-noterm** flag was set, the transform attempts to recover from the error and continue processing with the next image, if any. The return code is zero, and the AFP output contains a complete AFP object (for example, document, page or overlay), even though that object might be empty. If the **-noterm** flag was not set (this is the default), the transform terminates with a nonzero return code.

**User response:**

The input image is corrupted. Try correcting the problem and resubmitting the image.

**0429-509**

Invalid JPEG colorspace.

**Explanation:**

A fatal error occurred while decompressing JPEG compressed image data.

**System action:**

The transform stops processing the current image. If the **-noterm** flag was set, the transform attempts to recover from the error and continue processing with the next image, if any. The return code is zero, and the AFP output contains a complete AFP object (for example, document, page or overlay), even though that object might be empty. If the **-noterm** flag was not set (this is the default), the transform terminates with a nonzero return code.

**User response:**

The input image is corrupted. Try correcting the problem and resubmitting the image.

**0429-510**

Invalid marker length.

**Explanation:**

A fatal error occurred while decompressing JPEG compressed image data.

**System action:**

The transform stops processing the current image. If the **-noterm** flag was set, the transform attempts to recover from the error and continue processing with the next image, if any. The return code is zero, and the AFP output contains a complete AFP object (for example, document, page or overlay), even though that object might be empty. If the **-noterm** flag was not set (this is the default), the transform terminates with a nonzero return code.

**User response:**

The input image is corrupted. Try correcting the problem and resubmitting the image.

**0429-511**

Sampling factors too large for interleaved scan.

**Explanation:**

A fatal error occurred while decompressing JPEG compressed image data.

**System action:**

The transform stops processing the current image. If the **-noterm** flag was set, the transform attempts to recover from the error and continue processing with the next image, if any. The return code is zero, and the AFP output contains a complete AFP object (for example, document, page or overlay), even though that object might be empty. If the **-noterm** flag was not set (this is the default), the transform terminates with a nonzero return code.

**User response:**

The input image is corrupted. Try correcting the problem and resubmitting the image.

**0429-512**

Invalid memory pool code \_\_\_\_\_

**Explanation:**

A fatal error occurred while decompressing JPEG compressed image data.

**System action:**

The transform stops processing the current image. If the **-noterm** flag was set, the transform attempts to recover from the error and continue processing with the next image, if any. The return code is zero, and the AFP output contains a complete AFP object (for example, document, page or overlay), even though that object might be empty. If the **-noterm** flag was not set (this is the default), the transform terminates with a nonzero return code.

**User response:**

The input image is corrupted. Try correcting the problem and resubmitting the image.

**0429-513**

Unsupported JPEG data precision \_\_\_\_\_

**Explanation:**

A fatal error occurred while decompressing JPEG compressed image data.

**System action:**

The transform stops processing the current image. If the **-noterm** flag was set, the transform attempts to recover from the error and continue processing with the next image, if any. The return code is zero, and the AFP output contains a complete AFP object (for example, document, page or overlay), even though that object might be empty. If the **-noterm** flag was not set (this is the default), the transform terminates with a nonzero return code.

**User response:**

The input image is corrupted. Try correcting the problem and resubmitting the image.

**0429-514**

Invalid progressive parameters Ss=\_\_\_\_\_ Se=\_\_\_\_\_ Ah=\_\_\_\_\_ Al=\_\_\_\_\_

**Explanation:**

A fatal error occurred while decompressing JPEG compressed image data.

**System action:**

The transform stops processing the current image. If the **-noterm** flag was set, the transform attempts to recover from the error and continue processing with the next image, if any. The return code is zero, and the AFP output contains a complete AFP object (for example, document, page or overlay), even though that object might be empty. If the **-noterm** flag was not set (this is the default), the transform terminates with a nonzero return code.

**User response:**

The input image is corrupted. Try correcting the problem and resubmitting the image.

**0429-515**

Invalid progressive parameters at scan script entry \_\_\_\_\_

**Explanation:**

A fatal error occurred while decompressing JPEG compressed image data.

**System action:**



The transform stops processing the current image. If the **-noterm** flag was set, the transform attempts to recover from the error and continue processing with the next image, if any. The return code is zero, and the AFP output contains a complete AFP object (for example, document, page or overlay), even though that object might be empty. If the **-noterm** flag was not set (this is the default), the transform terminates with a nonzero return code.

**User response:**

The input image is corrupted. Try correcting the problem and resubmitting the image.

**0429-516**

Invalid sampling factors.

**Explanation:**

A fatal error occurred while decompressing JPEG compressed image data.

**System action:**

The transform stops processing the current image. If the **-noterm** flag was set, the transform attempts to recover from the error and continue processing with the next image, if any. The return code is zero, and the AFP output contains a complete AFP object (for example, document, page or overlay), even though that object might be empty. If the **-noterm** flag was not set (this is the default), the transform terminates with a nonzero return code.

**User response:**

The input image is corrupted. Try correcting the problem and resubmitting the image.

**0429-517**

Invalid scan script at entry \_\_\_\_\_

**Explanation:**

A fatal error occurred while decompressing JPEG compressed image data.

**System action:**

The transform stops processing the current image. If the **-noterm** flag was set, the transform attempts to recover from the error and continue processing with the next image, if any. The return code is zero, and the AFP output contains a complete AFP object (for example, document, page or overlay), even though that object might be empty. If the **-noterm** flag was not set (this is the default), the transform terminates with a nonzero return code.

**User response:**

The input image is corrupted. Try correcting the problem and resubmitting the image.

**0429-518**

Improper call to JPEG library in state \_\_\_\_\_

**Explanation:**

A fatal error occurred while decompressing JPEG compressed image data.

**System action:**

The transform stops processing the current image. If the **-noterm** flag was set, the transform attempts to recover from the error and continue processing with the next image, if any. The return code is zero, and the AFP output contains a complete AFP object (for example, document, page or overlay), even though that object might be empty. If the **-noterm** flag was not set (this is the default), the transform terminates with a nonzero return code.

**User response:**

The input image is corrupted. Try correcting the problem and resubmitting the image.

**0429-519**

Invalid virtual array access.

**Explanation:**

A fatal error occurred while decompressing JPEG compressed image data.

**System action:**

The transform stops processing the current image. If the **-noterm** flag was set, the transform attempts to recover from the error and continue processing with the next image, if any. The return code is zero, and the AFP output contains a complete AFP object (for example, document, page or overlay), even though that object might be empty. If the **-noterm** flag was not set (this is the default), the transform terminates with a nonzero return code.

**User response:**

The input image is corrupted. Try correcting the problem and resubmitting the image.

**0429-520**

Buffer passed to JPEG library is too small.

**Explanation:**

A fatal error occurred while decompressing JPEG compressed image data.

**System action:**

The transform stops processing the current image. If the **-noterm** flag was set, the transform attempts to recover from the error and continue processing with the next image, if any. The return code is zero, and the AFP output contains a complete AFP object (for example, document, page or overlay), even though that object might be empty. If the **-noterm** flag was not set (this is the default), the transform terminates with a nonzero return code.

**User response:**

The input image is corrupted. Try correcting the problem and resubmitting the image.

**0429-521**

Suspension not allowed here.

**Explanation:**

A fatal error occurred while decompressing JPEG compressed image data.

**System action:**

The transform stops processing the current image. If the **-noterm** flag was set, the transform attempts to recover from the error and continue processing with the next image, if any. The return code is zero, and the AFP output contains a complete AFP object (for example, document, page or overlay), even though that object might be empty. If the **-noterm** flag was not set (this is the default), the transform terminates with a nonzero return code.

**User response:**

The input image is corrupted. Try correcting the problem and resubmitting the image.

**0429-522**

CCIR601 sampling not implemented yet.

**Explanation:**

A fatal error occurred while decompressing JPEG compressed image data.

**System action:**

The transform stops processing the current image. If the **-noterm** flag was set, the transform attempts to recover from the error and continue processing with the next image, if any. The return code is zero, and the AFP output contains a complete AFP object (for example, document, page or overlay), even though that object might be empty. If the **-noterm** flag was not set (this is the default), the transform terminates with a nonzero return code.

**User response:**

The input image is corrupted. Try correcting the problem and resubmitting the image.

**0429-523**

Too many color components: \_\_\_\_\_, max \_\_\_\_\_

**Explanation:**

A fatal error occurred while decompressing JPEG compressed image data.

**System action:**

The transform stops processing the current image. If the **-noterm** flag was set, the transform attempts to recover from the error and continue processing with the next image, if any. The return code is zero, and the AFP output contains a complete AFP object (for example, document, page or overlay), even though that object might be empty. If the **-noterm** flag was not set (this is the default), the transform terminates with a nonzero return code.

**User response:**

The input image is corrupted. Try correcting the problem and resubmitting the image.

**0429-524**

Unsupported color conversion request.

**Explanation:**

A fatal error occurred while decompressing JPEG compressed image data.

**System action:**

The transform stops processing the current image. If the **-noterm** flag was set, the transform attempts to recover from the error and continue processing with the next image, if any. The return code is zero, and the AFP output contains a complete AFP object (for example, document, page or overlay), even though that object might be empty. If the **-noterm** flag was not set (this is the default), the transform terminates with a nonzero return code.

**User response:**

The input image is corrupted. Try correcting the problem and resubmitting the image.

**0429-525**

Invalid DAC index \_\_\_\_\_

**Explanation:**

A fatal error occurred while decompressing JPEG compressed image data.

**System action:**

The transform stops processing the current image. If the **-noterm** flag was set, the transform attempts to recover from the error and continue processing with the next image, if any. The return code is zero, and the AFP output contains a complete AFP object (for example, document, page or overlay), even though that object might be empty. If the **-noterm** flag was not set (this is the default), the transform terminates with a nonzero return code.

**User response:**

The input image is corrupted. Try correcting the problem and resubmitting the image.

**0429-526**

Invalid DAC value \_\_\_\_\_

**Explanation:**

A fatal error occurred while decompressing JPEG compressed image data.

**System action:**

The transform stops processing the current image. If the **-noterm** flag was set, the transform attempts to recover from the error and continue processing with the next image, if any. The return code is zero, and the AFP output contains a complete AFP object (for example, document, page or overlay), even though that object might be empty. If the **-noterm** flag was not set (this is the default), the transform terminates with a nonzero return code.

**User response:**

The input image is corrupted. Try correcting the problem and resubmitting the image.

**0429-527**

Invalid DHT counts.

**Explanation:**

A fatal error occurred while decompressing JPEG compressed image data.

**System action:**

The transform stops processing the current image. If the **-noterm** flag was set, the transform attempts to recover from the error and continue processing with the next image, if any. The return code is zero, and the AFP output contains a complete AFP object (for example, document, page or overlay), even though that object might be empty. If the **-noterm** flag was not set (this is the default), the transform terminates with a nonzero return code.

**User response:**

The input image is corrupted. Try correcting the problem and resubmitting the image.

**0429-528**

Invalid DHT index \_\_\_\_\_

**Explanation:**

A fatal error occurred while decompressing JPEG compressed image data.

**System action:**

The transform stops processing the current image. If the **-noterm** flag was set, the transform attempts to recover from the error and continue processing with the next image, if any. The return code is zero, and the AFP output contains a complete AFP object (for example, document, page or overlay), even though that object might be empty. If the **-noterm** flag was not set (this is the default), the transform terminates with a nonzero return code.

**User response:**

The input image is corrupted. Try correcting the problem and resubmitting the image.

**0429-529**

Invalid DQT index \_\_\_\_\_

**Explanation:**

A fatal error occurred while decompressing JPEG compressed image data.

**System action:**

The transform stops processing the current image. If the **-noterm** flag was set, the transform attempts to recover from the error and continue processing with the next image, if any. The return code is zero, and the AFP output contains a complete AFP object (for example, document, page or overlay), even though that object might be empty. If the **-noterm** flag was not set (this is the default), the transform terminates with a nonzero return code.

**User response:**

The input image is corrupted. Try correcting the problem and resubmitting the image.

**0429-530**

Empty JPEG image (DNL not supported).

**Explanation:**

A fatal error occurred while decompressing JPEG compressed image data.

**System action:**

The transform stops processing the current image. If the **-noterm** flag was set, the transform attempts to recover from the error and continue processing with the next image, if any. The return code is zero, and the AFP output contains a complete AFP object (for example, document, page or overlay), even though that object might be empty. If the **-noterm** flag was not set (this is the default), the transform terminates with a nonzero return code.

**User response:**

The input image is corrupted. Try correcting the problem and resubmitting the image.

**0429-531**

Read from EMS failed.

**Explanation:**

A fatal error occurred while decompressing JPEG compressed image data.

**System action:**

The transform stops processing the current image. If the **-noterm** flag was set, the transform attempts to recover from the error and continue processing with the next image, if any. The return code is zero, and the AFP output contains a complete AFP object (for example, document, page or overlay), even though that object might be empty. If the **-noterm** flag was not set (this is the default), the transform terminates with a nonzero return code.

**User response:**

The input image is corrupted. Try correcting the problem and resubmitting the image.

**0429-532**

Write to EMS failed.

**Explanation:**

A fatal error occurred while decompressing JPEG compressed image data.

**System action:**

The transform stops processing the current image. If the **-noterm** flag was set, the transform attempts to recover from the error and continue processing with the next image, if any. The return code is zero, and the AFP output contains a complete AFP object (for example, document, page or overlay), even though that object might be empty. If the **-noterm** flag was not set (this is the default), the transform terminates with a nonzero return code.

**User response:**

The input image is corrupted. Try correcting the problem and resubmitting the image.

**0429-533**

Didn't expect more than one scan.

**Explanation:**

A fatal error occurred while decompressing JPEG compressed image data.

**System action:**

The transform stops processing the current image. If the **-noterm** flag was set, the transform attempts to recover from the error and continue processing with the next image, if any. The return code is zero, and the AFP output contains a complete AFP object (for example, document, page or overlay), even though that object might be empty. If the **-noterm** flag was not set (this is the default), the transform terminates with a nonzero return code.

**User response:**

The input image is corrupted. Try correcting the problem and resubmitting the image.

**0429-534**

Input file read error.

**Explanation:**

A fatal error occurred while decompressing JPEG compressed image data.

**System action:**

The transform stops processing the current image. If the **-noterm** flag was set, the transform attempts to recover from the error and continue processing with the next image, if any. The return code is zero, and the AFP output contains a complete AFP object (for example, document, page or overlay), even though that object might be empty. If the **-noterm** flag was not set (this is the default), the transform terminates with a nonzero return code.

**User response:**

The input image is corrupted. Try correcting the problem and resubmitting the image.

**0429-535**

Output file write error — out of disk space?

**Explanation:**

A fatal error occurred while decompressing JPEG compressed image data.

**System action:**

The transform stops processing the current image. If the **-noterm** flag was set, the transform attempts to recover from the error and continue processing with the next image, if any. The return code is zero, and the AFP output contains a complete AFP object (for example, document, page or overlay), even though that object might be empty. If the **-noterm** flag was not set (this is the default), the transform terminates with a nonzero return code.

**User response:**

The input image is corrupted. Try correcting the problem and resubmitting the image.

**0429-536**

Fractional sampling not implemented yet.

**Explanation:**

A fatal error occurred while decompressing JPEG compressed image data.

**System action:**

The transform stops processing the current image. If the **-noterm** flag was set, the transform attempts to recover from the error and continue processing with the next image, if any. The return code is zero, and the AFP output contains a complete AFP object (for example, document, page or overlay), even though that object might be empty. If the **-noterm** flag was not set (this is the default), the transform terminates with a nonzero return code.

**User response:**

The input image is corrupted. Try correcting the problem and resubmitting the image.

**0429-537**

Huffman code size table overflow.

**Explanation:**

A fatal error occurred while decompressing JPEG compressed image data.

**System action:**

The transform stops processing the current image. If the **-noterm** flag was set, the transform attempts to recover from the error and continue processing with the next image, if any. The return code is zero, and the AFP output contains a complete AFP object (for example, document, page or overlay), even though that object might be empty. If the **-noterm** flag was not set (this is the default), the transform terminates with a nonzero return code.

**User response:**

The input image is corrupted. Try correcting the problem and resubmitting the image.

**0429-538**

Missing Huffman code table entry.

**Explanation:**

A fatal error occurred while decompressing JPEG compressed image data.

**System action:**

The transform stops processing the current image. If the **-noterm** flag was set, the transform attempts to recover from the error and continue processing with the next image, if any. The return code is zero, and the AFP output contains a complete AFP object (for example, document, page or overlay), even though that object might be empty. If the **-noterm** flag was not set (this is the default), the transform terminates with a nonzero return code.

**User response:**

The input image is corrupted. Try correcting the problem and resubmitting the image.

**0429-539**

Maximum supported image dimension is \_\_\_\_ pixels.

**Explanation:**

A fatal error occurred while decompressing JPEG compressed image data.

**System action:**



The transform stops processing the current image. If the **-noterm** flag was set, the transform attempts to recover from the error and continue processing with the next image, if any. The return code is zero, and the AFP output contains a complete AFP object (for example, document, page or overlay), even though that object might be empty. If the **-noterm** flag was not set (this is the default), the transform terminates with a nonzero return code.

**User response:**

The input image is corrupted. Try correcting the problem and resubmitting the image.

**0429-540**

Empty input file.

**Explanation:**

A fatal error occurred while decompressing JPEG compressed image data.

**System action:**

The transform stops processing the current image. If the **-noterm** flag was set, the transform attempts to recover from the error and continue processing with the next image, if any. The return code is zero, and the AFP output contains a complete AFP object (for example, document, page or overlay), even though that object might be empty. If the **-noterm** flag was not set (this is the default), the transform terminates with a nonzero return code.

**User response:**

The input image is corrupted. Try correcting the problem and resubmitting the image.

**0429-541**

Premature end of input file.

**Explanation:**

A fatal error occurred while decompressing JPEG compressed image data.

**System action:**

The transform stops processing the current image. If the **-noterm** flag was set, the transform attempts to recover from the error and continue processing with the next image, if any. The return code is zero, and the AFP output contains a complete AFP object (for example, document, page or overlay), even though that object might be empty. If the **-noterm** flag was not set (this is the default), the transform terminates with a nonzero return code.

**User response:**

The input image is corrupted. Try correcting the problem and resubmitting the image.

**0429-542**

Cannot transcode due to multiple use of quantization table \_\_\_\_\_

**Explanation:**

A fatal error occurred while decompressing JPEG compressed image data.

**System action:**

The transform stops processing the current image. If the **-noterm** flag was set, the transform attempts to recover from the error and continue processing with the next image, if any. The return code is zero, and the AFP output contains a complete AFP object (for example, document, page or overlay), even though that object might be empty. If the **-noterm** flag was not set (this is the default), the transform terminates with a nonzero return code.

**User response:**

The input image is corrupted. Try correcting the problem and resubmitting the image.

**0429-543**

Scan script does not transmit all data.

**Explanation:**

A fatal error occurred while decompressing JPEG compressed image data.

**System action:**

The transform stops processing the current image. If the **-noterm** flag was set, the transform attempts to recover from the error and continue processing with the next image, if any. The return code is zero, and the AFP output contains a complete AFP object (for example, document, page or overlay), even though that object might be empty. If the **-noterm** flag was not set (this is the default), the transform terminates with a nonzero return code.

**User response:**

The input image is corrupted. Try correcting the problem and resubmitting the image.

**0429-544**

Invalid color quantization mode change.

**Explanation:**

A fatal error occurred while decompressing JPEG compressed image data.

**System action:**

The transform stops processing the current image. If the **-noterm** flag was set, the transform attempts to recover from the error and continue processing with the next image, if any. The return code is zero, and the AFP output contains a complete AFP object (for example, document, page or overlay), even though that object might be empty. If the **-noterm** flag was not set (this is the default), the transform terminates with a nonzero return code.

**User response:**

The input image is corrupted. Try correcting the problem and resubmitting the image.

**0429-545**

Not implemented yet.

**Explanation:**

A fatal error occurred while decompressing JPEG compressed image data.

**System action:**

The transform stops processing the current image. If the **-noterm** flag was set, the transform attempts to recover from the error and continue processing with the next image, if any. The return code is zero, and the AFP output contains a complete AFP object (for example, document, page or overlay), even though that object might be empty. If the **-noterm** flag was not set (this is the default), the transform terminates with a nonzero return code.

**User response:**

The input image is corrupted. Try correcting the problem and resubmitting the image.

**0429-546**

Requested feature was omitted at compile time.

**Explanation:**

A fatal error occurred while decompressing JPEG compressed image data.

**System action:**

The transform stops processing the current image. If the **-noterm** flag was set, the transform attempts to recover from the error and continue processing with the next image, if any. The return code is zero, and the AFP output contains a complete AFP object (for example, document, page or overlay), even though that object might be empty. If the **-noterm** flag was not set (this is the default), the transform terminates with a nonzero return code.

**User response:**

The input image is corrupted. Try correcting the problem and resubmitting the image.

**0429-547**

Backing store not supported.

**Explanation:**

A fatal error occurred while decompressing JPEG compressed image data.

**System action:**

The transform stops processing the current image. If the **-noterm** flag was set, the transform attempts to recover from the error and continue processing with the next image, if any. The return code is zero, and the AFP output contains a complete AFP object (for example, document, page or overlay), even though that object might be empty. If the **-noterm** flag was not set (this is the default), the transform terminates with a nonzero return code.

**User response:**

The input image is corrupted. Try correcting the problem and resubmitting the image.

**0429-548**

Huffman table \_\_\_\_ was not defined.

**Explanation:**

A fatal error occurred while decompressing JPEG compressed image data.

**System action:**

The transform stops processing the current image. If the **-noterm** flag was set, the transform attempts to recover from the error and continue processing with the next image, if any. The return code is zero, and the AFP output contains a complete AFP object (for example, document, page or overlay), even though that object might be empty. If the **-noterm** flag was not set (this is the default), the transform terminates with a nonzero return code.

**User response:**

The input image is corrupted. Try correcting the problem and resubmitting the image.

**0429-549**

JPEG datastream contains no image.

**Explanation:**

A fatal error occurred while decompressing JPEG compressed image data.

**System action:**

The transform stops processing the current image. If the **-noterm** flag was set, the transform attempts to recover from the error and continue processing with the next image, if any. The return code is zero, and the AFP output contains a complete AFP object (for example, document, page or overlay), even though that object might be empty. If the **-noterm** flag was not set (this is the default), the transform terminates with a nonzero return code.

**User response:**

The input image is corrupted. Try correcting the problem and resubmitting the image.

**0429-550**

Quantization table \_\_\_\_ was not defined.

**Explanation:**

A fatal error occurred while decompressing JPEG compressed image data.

**System action:**

The transform stops processing the current image. If the **-noterm** flag was set, the transform attempts to recover from the error and continue processing with the next image, if any. The return code is zero, and the AFP output contains a complete AFP object (for example, document, page or overlay), even though that object might be empty. If the **-noterm** flag was not set (this is the default), the transform terminates with a nonzero return code.

**User response:**

The input image is corrupted. Try correcting the problem and resubmitting the image.

**0429-551**

Not a JPEG file: starts with \_\_\_\_ \_\_\_\_

**Explanation:**

A fatal error occurred while decompressing JPEG compressed image data.

**System action:**

The transform stops processing the current image. If the **-noterm** flag was set, the transform attempts to recover from the error and continue processing with the next image, if any. The return code is zero, and the AFP output contains a complete AFP object (for example, document, page or overlay), even though that object might be empty. If the **-noterm** flag was not set (this is the default), the transform terminates with a nonzero return code.

**User response:**

The input image is corrupted. Try correcting the problem and resubmitting the image.

**0429-552**

Insufficient memory (case \_\_\_\_).

**Explanation:**

A fatal error occurred while decompressing JPEG compressed image data.

**System action:**

The transform stops processing the current image. If the **-noterm** flag was set, the transform attempts to recover from the error and continue processing with the next image, if any. The return code is zero, and the AFP output contains a complete AFP object (for example, document, page or overlay), even though that object might be empty. If the **-noterm** flag was not set (this is the default), the transform terminates with a nonzero return code.

**User response:**

The input image is corrupted. Try correcting the problem and resubmitting the image.

**0429-553**

Cannot quantize more than \_\_\_\_ color components.

**Explanation:**

A fatal error occurred while decompressing JPEG compressed image data.

**System action:**

The transform stops processing the current image. If the **-noterm** flag was set, the transform attempts to recover from the error and continue processing with the next image, if any. The return code is zero, and the AFP output contains a complete AFP object (for example, document, page or overlay), even though that object might be empty. If the **-noterm** flag was not set (this is the default), the transform terminates with a nonzero return code.

**User response:**

The input image is corrupted. Try correcting the problem and resubmitting the image.

**0429-554**

Cannot quantize to fewer than \_\_\_\_ colors.

**Explanation:**

A fatal error occurred while decompressing JPEG compressed image data.

**System action:**

The transform stops processing the current image. If the **-noterm** flag was set, the transform attempts to recover from the error and continue processing with the next image, if any. The return code is zero, and the AFP output contains a complete AFP object (for example, document, page or overlay), even though that object might be empty. If the **-noterm** flag was not set (this is the default), the transform terminates with a nonzero return code.

**User response:**

The input image is corrupted. Try correcting the problem and resubmitting the image.

**0429-555**

Cannot quantize to more than \_\_\_\_ colors.

**Explanation:**

A fatal error occurred while decompressing JPEG compressed image data.

**System action:**

The transform stops processing the current image. If the **-noterm** flag was set, the transform attempts to recover from the error and continue processing with the next image, if any. The return code is zero, and the AFP output contains a complete AFP object (for example, document, page or overlay), even though that object might be empty. If the **-noterm** flag was not set (this is the default), the transform terminates with a nonzero return code.

**User response:**

The input image is corrupted. Try correcting the problem and resubmitting the image.

**0429-556**

Invalid JPEG file structure: two SOF markers.

**Explanation:**

A fatal error occurred while decompressing JPEG compressed image data.

**System action:**

The transform stops processing the current image. If the **-noterm** flag was set, the transform attempts to recover from the error and continue processing with the next image, if any. The return code is zero, and the AFP output contains a complete AFP object (for example, document, page or overlay), even though that object might be empty. If the **-noterm** flag was not set (this is the default), the transform terminates with a nonzero return code.

**User response:**

The input image is corrupted. Try correcting the problem and resubmitting the image.

**0429-557**

Invalid JPEG file structure: missing SOS marker.

**Explanation:**

A fatal error occurred while decompressing JPEG compressed image data.

**System action:**

The transform stops processing the current image. If the **-noterm** flag was set, the transform attempts to recover from the error and continue processing with the next image, if any. The return code is zero, and the AFP output contains a complete AFP object (for example, document, page or overlay), even though that object might be empty. If the **-noterm** flag was not set (this is the default), the transform terminates with a nonzero return code.

**User response:**

The input image is corrupted. Try correcting the problem and resubmitting the image.

**0429-558**

Unsupported JPEG process: SOF type \_\_\_\_\_

**Explanation:**

A fatal error occurred while decompressing JPEG compressed image data.

**System action:**

The transform stops processing the current image. If the **-noterm** flag was set, the transform attempts to recover from the error and continue processing with the next image, if any. The return code is zero, and the AFP output contains a complete AFP object (for example, document, page or overlay), even though that object might be empty. If the **-noterm** flag was not set (this is the default), the transform terminates with a nonzero return code.

**User response:**

The input image is corrupted. Try correcting the problem and resubmitting the image.

**0429-559**

Invalid JPEG file structure: two SOI markers.

**Explanation:**

A fatal error occurred while decompressing JPEG compressed image data.

**System action:**

The transform stops processing the current image. If the **-noterm** flag was set, the transform attempts to recover from the error and continue processing with the next image, if any. The return code is zero, and the AFP output contains a complete AFP object (for example, document, page or overlay), even though that object might be empty. If the **-noterm** flag was not set (this is the default), the transform terminates with a nonzero return code.

**User response:**

The input image is corrupted. Try correcting the problem and resubmitting the image.

**0429-560**

Invalid JPEG file structure: SOS before SOF.

**Explanation:**

A fatal error occurred while decompressing JPEG compressed image data.

**System action:**

The transform stops processing the current image. If the **-noterm** flag was set, the transform attempts to recover from the error and continue processing with the next image, if any. The return code is zero, and the AFP output contains a complete AFP object (for example, document, page or overlay), even though that object might be empty. If the **-noterm** flag was not set (this is the default), the transform terminates with a nonzero return code.

**User response:**

The input image is corrupted. Try correcting the problem and resubmitting the image.

**0429-561**

Failed to create temporary file \_\_\_\_\_

**Explanation:**

A fatal error occurred while decompressing JPEG compressed image data.

**System action:**

The transform stops processing the current image. If the **-noterm** flag was set, the transform attempts to recover from the error and continue processing with the next image, if any. The return code is zero, and the AFP output contains a complete AFP object (for example, document, page or overlay), even though that object might be empty. If the **-noterm** flag was not set (this is the default), the transform terminates with a nonzero return code.

**User response:**

The input image is corrupted. Try correcting the problem and resubmitting the image.

**0429-562**

Read failed on temporary file.

**Explanation:**

A fatal error occurred while decompressing JPEG compressed image data.

**System action:**

The transform stops processing the current image. If the **-noterm** flag was set, the transform attempts to recover from the error and continue processing with the next image, if any. The return code is zero, and the AFP output contains a complete AFP object (for example, document, page or overlay), even though that object might be empty. If the **-noterm** flag was not set (this is the default), the transform terminates with a nonzero return code.

**User response:**

The input image is corrupted. Try correcting the problem and resubmitting the image.

**0429-563**

Seek failed on temporary file.

**Explanation:**

A fatal error occurred while decompressing JPEG compressed image data.

**System action:**



The transform stops processing the current image. If the **-noterm** flag was set, the transform attempts to recover from the error and continue processing with the next image, if any. The return code is zero, and the AFP output contains a complete AFP object (for example, document, page or overlay), even though that object might be empty. If the **-noterm** flag was not set (this is the default), the transform terminates with a nonzero return code.

**User response:**

The input image is corrupted. Try correcting the problem and resubmitting the image.

**0429-564**

Write failed on temporary file — out of disk space?

**Explanation:**

A fatal error occurred while decompressing JPEG compressed image data.

**System action:**

The transform stops processing the current image. If the **-noterm** flag was set, the transform attempts to recover from the error and continue processing with the next image, if any. The return code is zero, and the AFP output contains a complete AFP object (for example, document, page or overlay), even though that object might be empty. If the **-noterm** flag was not set (this is the default), the transform terminates with a nonzero return code.

**User response:**

The input image is corrupted. Try correcting the problem and resubmitting the image.

**0429-565**

Application transferred too few scanlines.

**Explanation:**

A fatal error occurred while decompressing JPEG compressed image data.

**System action:**

The transform stops processing the current image. If the **-noterm** flag was set, the transform attempts to recover from the error and continue processing with the next image, if any. The return code is zero, and the AFP output contains a complete AFP object (for example, document, page or overlay), even though that object might be empty. If the **-noterm** flag was not set (this is the default), the transform terminates with a nonzero return code.

**User response:**

The input image is corrupted. Try correcting the problem and resubmitting the image.

**0429-566**

Unsupported marker type \_\_\_\_\_

**Explanation:**

A fatal error occurred while decompressing JPEG compressed image data.

**System action:**

The transform stops processing the current image. If the **-noterm** flag was set, the transform attempts to recover from the error and continue processing with the next image, if any. The return code is zero, and the AFP output contains a complete AFP object (for example, document, page or overlay), even though that object might be empty. If the **-noterm** flag was not set (this is the default), the transform terminates with a nonzero return code.

**User response:**

The input image is corrupted. Try correcting the problem and resubmitting the image.

**0429-567**

Virtual array controller messed up.

**Explanation:**

A fatal error occurred while decompressing JPEG compressed image data.

**System action:**

The transform stops processing the current image. If the **-noterm** flag was set, the transform attempts to recover from the error and continue processing with the next image, if any. The return code is zero, and the AFP output contains a complete AFP object (for example, document, page or overlay), even though that object might be empty. If the **-noterm** flag was not set (this is the default), the transform terminates with a nonzero return code.

**User response:**

The input image is corrupted. Try correcting the problem and resubmitting the image.

**0429-568**

Image too wide for this implementation.

**Explanation:**

A fatal error occurred while decompressing JPEG compressed image data.

**System action:**

The transform stops processing the current image. If the **-noterm** flag was set, the transform attempts to recover from the error and continue processing with the next image, if any. The return code is zero, and the AFP output contains a complete AFP object (for example, document, page or overlay), even though that object might be empty. If the **-noterm** flag was not set (this is the default), the transform terminates with a nonzero return code.

**User response:**

The input image is corrupted. Try correcting the problem and resubmitting the image.

**0429-569**

Read from XMS failed.

**Explanation:**

A fatal error occurred while decompressing JPEG compressed image data.

**System action:**

The transform stops processing the current image. If the **-noterm** flag was set, the transform attempts to recover from the error and continue processing with the next image, if any. The return code is zero, and the AFP output contains a complete AFP object (for example, document, page or overlay), even though that object might be empty. If the **-noterm** flag was not set (this is the default), the transform terminates with a nonzero return code.

**User response:**

The input image is corrupted. Try correcting the problem and resubmitting the image.

**0429-570**

Write to XMS failed.

**Explanation:**

A fatal error occurred while decompressing JPEG compressed image data.

**System action:**

The transform stops processing the current image. If the **-noterm** flag was set, the transform attempts to recover from the error and continue processing with the next image, if any. The return code is zero, and the AFP output contains a complete AFP object (for example, document, page or overlay), even though that object might be empty. If the **-noterm** flag was not set (this is the default), the transform terminates with a nonzero return code.

**User response:**

The input image is corrupted. Try correcting the problem and resubmitting the image.

**0429-571**

JCOPYRIGHT

**Explanation:**

A fatal error occurred while decompressing JPEG compressed image data.

**System action:**

The transform stops processing the current image. If the **-noterm** flag was set, the transform attempts to recover from the error and continue processing with the next image, if any. The return code is zero, and the AFP output contains a complete AFP object (for example, document, page or overlay), even though that object might be empty. If the **-noterm** flag was not set (this is the default), the transform terminates with a nonzero return code.

**User response:**

The input image is corrupted. Try correcting the problem and resubmitting the image.

**0429-572**

JVERSION

**Explanation:**

A fatal error occurred while decompressing JPEG compressed image data.

**System action:**

The transform stops processing the current image. If the **-noterm** flag was set, the transform attempts to recover from the error and continue processing with the next image, if any. The return code is zero, and the AFP output contains a complete AFP object (for example, document, page or overlay), even though that object might be empty. If the **-noterm** flag was not set (this is the default), the transform terminates with a nonzero return code.

**User response:**

The input image is corrupted. Try correcting the problem and resubmitting the image.

**0429-573**

Caution: quantization tables are too coarse for baseline JPEG.

**Explanation:**

Internal transform error.

**System action:**

The transform terminates.

**User response:**

Contact your service representative and inform them that you have received this message indicating an internal error.

**0429-574**

Adobe APP14 marker: version \_\_\_\_, flags \_\_\_\_ \_\_\_\_, transform \_\_\_\_

**Explanation:**

Internal transform error.

**System action:**

The transform terminates.

**User response:**

Contact your service representative and inform them that you have received this message indicating an internal error.

**0429-575**

Unknown APP0 marker (not JFIF), length \_\_\_\_

**Explanation:**

Internal transform error.

**System action:**

The transform terminates.

**User response:**

Contact your service representative and inform them that you have received this message indicating an internal error.

**0429-576**

Unknown APP14 marker (not Adobe), length \_\_\_\_

**Explanation:**

Internal transform error.

**System action:**

The transform terminates.

**User response:**

Contact your service representative and inform them that you have received this message indicating an internal error.

**0429-577**

Define Arithmetic Table \_\_\_\_: \_\_\_\_

**Explanation:**

Internal transform error.

**System action:**

The transform terminates.

**User response:**

Contact your service representative and inform them that you have received this message indicating an internal error.

**0429-578**

Define Huffman Table \_\_\_\_

**Explanation:**

Internal transform error.

**System action:**

The transform terminates.

**User response:**

Contact your service representative and inform them that you have received this message indicating an internal error.

**0429-579**

Define Quantization Table \_\_\_\_ precision \_\_\_\_

**Explanation:**

Internal transform error.

**System action:**

The transform terminates.

**User response:**

Contact your service representative and inform them that you have received this message indicating an internal error.

**0429-580**

Define Restart Interval \_\_\_\_

**Explanation:**

Internal transform error.

**System action:**

The transform terminates.

**User response:**

Contact your service representative and inform them that you have received this message indicating an internal error.

**0429-581**

Freed EMS handle \_\_\_\_

**Explanation:**

Internal transform error.

**System action:**

The transform terminates.

**User response:**

Contact your service representative and inform them that you have received this message indicating an internal error.

**0429-582**

Obtained EMS handle \_\_\_\_

**Explanation:**

Internal transform error.

**System action:**

The transform terminates.

**User response:**

Contact your service representative and inform them that you have received this message indicating an internal error.

**0429-583**

End Of Image

**Explanation:**

Internal transform error.

**System action:**

The transform terminates.

**User response:**

Contact your service representative and inform them that you have received this message indicating an internal error.

**0429-584****Explanation:**

Internal transform error.

**System action:**

The transform terminates.

**User response:**

Contact your service representative and inform them that you have received this message indicating an internal error.

**0429-585**

JFIF APP0 marker, density \_\_\_\_ \_\_\_\_

**Explanation:**

Internal transform error.

**System action:**

The transform terminates.

**User response:**

Contact your service representative and inform them that you have received this message indicating an internal error.

**0429-586**

Warning: thumbnail image size does not match data length \_\_\_\_

**Explanation:**

Internal transform error.

**System action:**

The transform terminates.

**User response:**

Contact your service representative and inform them that you have received this message indicating an internal error.

**0429-587**

Unknown JFIF minor revision number \_\_\_\_.

**Explanation:**

Internal transform error.

**System action:**

The transform terminates.

**User response:**

Contact your service representative and inform them that you have received this message indicating an internal error.

**0429-588**

with \_\_\_\_ x \_\_\_\_ thumbnail image

**Explanation:**

Internal transform error.

**System action:**

The transform terminates.

**User response:**

Contact your service representative and inform them that you have received this message indicating an internal error.

**0429-589**

Skipping marker \_\_\_\_, length \_\_\_\_

**Explanation:**

Internal transform error.

**System action:**

The transform terminates.

**User response:**

Contact your service representative and inform them that you have received this message indicating an internal error.

**0429-590**

Unexpected marker \_\_\_\_

**Explanation:**

Internal transform error.

**System action:**

The transform terminates.



**User response:**

Contact your service representative and inform them that you have received this message indicating an internal error.

**0429-591****Explanation:**

Internal transform error.

**System action:**

The transform terminates.

**User response:**

Contact your service representative and inform them that you have received this message indicating an internal error.

**0429-592**

Quantizing to \_\_\_\_ = \_\_\_\_ \* \_\_\_\_ \* \_\_\_\_ colors.

**Explanation:**

Internal transform error.

**System action:**

The transform terminates.

**User response:**

Contact your service representative and inform them that you have received this message indicating an internal error.

**0429-593**

Quantizing to \_\_\_\_ colors.

**Explanation:**

Internal transform error.

**System action:**

The transform terminates.

**User response:**

Contact your service representative and inform them that you have received this message indicating an internal error.

**0429-594**

Selected \_\_\_\_ colors for quantization.

**Explanation:**

Internal transform error.

**System action:**

The transform terminates.

**User response:**

Contact your service representative and inform them that you have received this message indicating an internal error.

**0429-595**

At marker \_\_\_\_\_, recovery action \_\_\_\_\_

**Explanation:**

Internal transform error.

**System action:**

The transform terminates.

**User response:**

Contact your service representative and inform them that you have received this message indicating an internal error.

**0429-596**

RST\_\_\_\_\_

**Explanation:**

Internal transform error.

**System action:**

The transform terminates.

**User response:**

Contact your service representative and inform them that you have received this message indicating an internal error.

**0429-597**

Smoothing not supported with nonstandard sampling ratios.

**Explanation:**

Internal transform error.

**System action:**

The transform terminates.

**User response:**

Contact your service representative and inform them that you have received this message indicating an internal error.

**0429-598**

Start Of Frame \_\_\_\_: width=\_\_\_\_, height=\_\_\_\_, components=\_\_\_\_

**Explanation:**

Internal transform error.

**System action:**

The transform terminates.

**User response:**

Contact your service representative and inform them that you have received this message indicating an internal error.

**0429-599**

Component \_\_\_\_: \_\_\_\_ q=\_\_\_\_

**Explanation:**

Internal transform error.

**System action:**

The transform terminates.

**User response:**

Contact your service representative and inform them that you have received this message indicating an internal error.

**0429-600**

Start of Image.

**Explanation:**

Internal transform error.

**System action:**

The transform terminates.

**User response:**

Contact your service representative and inform them that you have received this message indicating an internal error.

**0429-601**

Start Of Scan: \_\_\_\_ components.

**Explanation:**

Internal transform error.

**System action:**

The transform terminates.

**User response:**

Contact your service representative and inform them that you have received this message indicating an internal error.

**0429-602**

Component \_\_\_\_: dc=\_\_\_\_ ac=\_\_\_\_

**Explanation:**

Internal transform error.

**System action:**

The transform terminates.

**User response:**

Contact your service representative and inform them that you have received this message indicating an internal error.

**0429-603**

Ss=\_\_\_\_, Se=\_\_\_\_, Ah=\_\_\_\_, Al=\_\_\_\_

**Explanation:**

Internal transform error.

**System action:**

The transform terminates.

**User response:**

Contact your service representative and inform them that you have received this message indicating an internal error.

**0429-604**

Closed temporary file \_\_\_\_

**Explanation:**

Internal transform error.

**System action:**

The transform terminates.

**User response:**

Contact your service representative and inform them that you have received this message indicating an internal error.

**0429-605**

Opened temporary file \_\_\_\_

**Explanation:**

Internal transform error.

**System action:**

The transform terminates.

**User response:**

Contact your service representative and inform them that you have received this message indicating an internal error.

**0429-606**

Unrecognized component IDs \_\_\_\_\_, assuming YCbCr.

**Explanation:**

Internal transform error.

**System action:**

The transform terminates.

**User response:**

Contact your service representative and inform them that you have received this message indicating an internal error.

**0429-607**

Freed XMS handle \_\_\_\_\_

**Explanation:**

Internal transform error.

**System action:**

The transform terminates.

**User response:**

Contact your service representative and inform them that you have received this message indicating an internal error.

**0429-608**

Obtained XMS handle \_\_\_\_\_

**Explanation:**

Internal transform error.

**System action:**

The transform terminates.

**User response:**

Contact your service representative and inform them that you have received this message indicating an internal error.

**0429-609**

Unknown Adobe color transform code \_\_\_\_\_

**Explanation:**

A fatal error occurred while decompressing JPEG compressed image data.

**System action:**

The transform stops processing the current image. If the **-noterm** flag was set, the transform attempts to recover from the error and continue processing with the next image, if any. The return code is zero, and the AFP output contains a complete AFP object (for example, document, page or overlay), even though that object might be empty. If the **-noterm** flag was not set (this is the default), the transform terminates with a nonzero return code.

**User response:**

The input image is corrupted. Try correcting the problem and resubmitting the image.

**0429-610**

Inconsistent progression sequence for component \_\_\_\_\_ coefficient \_\_\_\_\_

**Explanation:**

A fatal error occurred while decompressing JPEG compressed image data.

**System action:**

The transform stops processing the current image. If the **-noterm** flag was set, the transform attempts to recover from the error and continue processing with the next image, if any. The return code is zero, and the AFP output contains a complete AFP object (for example, document, page or overlay), even though that object might be empty. If the **-noterm** flag was not set (this is the default), the transform terminates with a nonzero return code.

**User response:**

The input image is corrupted. Try correcting the problem and resubmitting the image.

**0429-611**

Corrupt JPEG data: \_\_\_\_\_ extraneous bytes before marker \_\_\_\_\_

**Explanation:**

A fatal error occurred while decompressing JPEG compressed image data.

**System action:**

The transform stops processing the current image. If the **-noterm** flag was set, the transform attempts to recover from the error and continue processing with the next image, if any. The return code is zero, and the AFP output contains a complete AFP object (for example, document, page or overlay), even though that object might be empty. If the **-noterm** flag was not set (this is the default), the transform terminates with a nonzero return code.

**User response:**

The input image is corrupted. Try correcting the problem and resubmitting the image.

**0429-612**

Corrupt JPEG data: premature end of data segment

**Explanation:**

A fatal error occurred while decompressing JPEG compressed image data.

**System action:**

The transform stops processing the current image. If the **-noterm** flag was set, the transform attempts to recover from the error and continue processing with the next image, if any. The return code is zero, and the AFP output contains a complete AFP object (for example, document, page or overlay), even though that object might be empty. If the **-noterm** flag was not set (this is the default), the transform terminates with a nonzero return code.

**User response:**

The input image is corrupted. Try correcting the problem and resubmitting the image.

**0429-613**

Corrupt JPEG data: bad Huffman code

**Explanation:**

A fatal error occurred while decompressing JPEG compressed image data.

**System action:**

The transform stops processing the current image. If the **-noterm** flag was set, the transform attempts to recover from the error and continue processing with the next image, if any. The return code is zero, and the AFP output contains a complete AFP object (for example, document, page or overlay), even though that object might be empty. If the **-noterm** flag was not set (this is the default), the transform terminates with a nonzero return code.

**User response:**

The input image is corrupted. Try correcting the problem and resubmitting the image.

**0429-614**

Warning: unknown JFIF revision number \_\_\_\_\_.\_\_\_\_\_

**Explanation:**

A fatal error occurred while decompressing JPEG compressed image data.

**System action:**

The transform stops processing the current image. If the **-noterm** flag was set, the transform attempts to recover from the error and continue processing with the next image, if any. The return code is zero, and the AFP output contains a complete AFP object (for example, document, page or overlay), even though that object might be empty. If the **-noterm** flag was not set (this is the default), the transform terminates with a nonzero return code.

**User response:**

The input image is corrupted. Try correcting the problem and resubmitting the image.

**0429-615**

Premature end of JPEG file

**Explanation:**

A fatal error occurred while decompressing JPEG compressed image data.

**System action:**

The transform stops processing the current image. If the **-noterm** flag was set, the transform attempts to recover from the error and continue processing with the next image, if any. The return code is zero, and the AFP output contains a complete AFP object (for example, document, page or overlay), even though that object might be empty. If the **-noterm** flag was not set (this is the default), the transform terminates with a nonzero return code.

**User response:**

The input image is corrupted. Try correcting the problem and resubmitting the image.

**0429-616**

Corrupt JPEG data: found marker \_\_\_\_ instead of RST\_\_\_\_

**Explanation:**

A fatal error occurred while decompressing JPEG compressed image data.

**System action:**

The transform stops processing the current image. If the **-noterm** flag was set, the transform attempts to recover from the error and continue processing with the next image, if any. The return code is zero, and the AFP output contains a complete AFP object (for example, document, page or overlay), even though that object might be empty. If the **-noterm** flag was not set (this is the default), the transform terminates with a nonzero return code.

**User response:**

The input image is corrupted. Try correcting the problem and resubmitting the image.

**0429-617**

Invalid SOS parameters for sequential JPEG

**Explanation:**

A fatal error occurred while decompressing JPEG compressed image data.

**System action:**

The transform stops processing the current image. If the **-noterm** flag was set, the transform attempts to recover from the error and continue processing with the next image, if any. The return code is zero, and the AFP output contains a complete AFP object (for example, document, page or overlay), even though that object might be empty. If the **-noterm** flag was not set (this is the default), the transform terminates with a nonzero return code.

**User response:**

The input image is corrupted. Try correcting the problem and resubmitting the image.



**0429-618**

Application transferred too many scanlines

**Explanation:**

A fatal error occurred while decompressing JPEG compressed image data.

**System action:**

The transform stops processing the current image. If the **-noterm** flag was set, the transform attempts to recover from the error and continue processing with the next image, if any. The return code is zero, and the AFP output contains a complete AFP object (for example, document, page or overlay), even though that object might be empty. If the **-noterm** flag was not set (this is the default), the transform terminates with a nonzero return code.

**User response:**

The input image is corrupted. Try correcting the problem and resubmitting the image.

**0429-619**

Wrong JPEG library version: library is \_\_\_\_, caller expects \_\_\_\_

**Explanation:**

Internal transform error.

**System action:**

The transform stops processing the current image. If the **-noterm** flag was set, the transform attempts to recover from the error and continue processing with the next image, if any. The return code is zero, and the AFP output contains a complete AFP object (for example, document, page or overlay), even though that object might be empty. If the **-noterm** flag was not set (this is the default), the transform terminates with a nonzero return code.

**User response:**

Contact your service representative and inform them that you have received this message indicating an internal error.

**0429-620**

JPEG parameter struct mismatch: library thinks size is \_\_\_\_, caller expects \_\_\_\_.

**Explanation:**

Internal transform error.

**System action:**

The transform stops processing the current image. If the **-noterm** flag was set, the transform attempts to recover from the error and continue processing with the next image, if any. The return code is zero, and the AFP output contains a complete AFP object (for example, document, page or overlay), even though that object might be empty. If the **-noterm** flag was not set (this is the default), the transform terminates with a nonzero return code.

**User response:**

Contact your service representative and inform them that you have received this message indicating an internal error.

**0429-621**

Wrong JPEG library version: library is \_\_\_\_\_, caller expects \_\_\_\_\_

**Explanation:**

Internal transform error.

**System action:**

The transform stops processing the current image. If the **-noterm** flag was set, the transform attempts to recover from the error and continue processing with the next image, if any. The return code is zero, and the AFP output contains a complete AFP object (for example, document, page or overlay), even though that object might be empty. If the **-noterm** flag was not set (this is the default), the transform terminates with a nonzero return code.

**User response:**

Contact your service representative and inform them that you have received this message indicating an internal error.

**0429-622**

JPEG parameter struct mismatch: library thinks size is \_\_\_\_\_, caller expects \_\_\_\_\_

**Explanation:**

Internal transform error.

**System action:**

The transform stops processing the current image. If the **-noterm** flag was set, the transform attempts to recover from the error and continue processing with the next image, if any. The return code is zero, and the AFP output contains a complete AFP object (for example, document, page or overlay), even though that object might be empty. If the **-noterm** flag was not set (this is the default), the transform terminates with a nonzero return code.

**User response:**

Contact your service representative and inform them that you have received this message indicating an internal error.

**0429-623**

DCT coefficient out of range.

**Explanation:**

A fatal error occurred while decompressing JPEG compressed image data.

**System action:**

The transform stops processing the current image. If the **-noterm** flag was set, the transform attempts to recover from the error and continue processing with the next image, if any. The return code is zero, and the AFP output contains a complete AFP object (for example, document, page or overlay), even though that object might be empty. If the **-noterm** flag was not set (this is the default), the transform terminates with a nonzero return code.

**User response:**

The input image is corrupted. Correct the problem and resubmit the image.

**0429-624**

Bogus Huffman table definition.

**Explanation:**

A fatal error occurred while decompressing JPEG compressed image data.

**System action:**

The transform stops processing the current image. If the **-noterm** flag was set, the transform attempts to recover from the error and continue processing with the next image, if any. The return code is zero, and the AFP output contains a complete AFP object (for example, document, page or overlay), even though that object might be empty. If the **-noterm** flag was not set (this is the default), the transform terminates with a nonzero return code.

**User response:**

The input image is corrupted. Correct the problem and resubmit the image.

**0429-625**

JFIF extension marker: type \_\_\_\_, length \_\_\_\_.

**Explanation:**

Internal transform error.

**System action:**

The transform terminates.

**User response:**

Contact software support and inform them that you have received this message indicating an internal error.

**0429-626**

JFIF extension marker: JPEG-compressed thumbnail image, length \_\_\_\_.

**Explanation:**

Internal transform error.

**System action:**

The transform terminates.

**User response:**

Contact software support and inform them that you have received this message indicating an internal error.

**0429-627**

JFIF extension marker: palette thumbnail image, length \_\_\_\_.

**Explanation:**

Internal transform error.

**System action:**

The transform terminates.

**User response:**

Contact software support and inform them that you have received this message indicating an internal error.

**0429-628**

JFIF extension marker: RGB thumbnail image, length \_\_\_\_.

**Explanation:**

Internal transform error.

**System action:**

The transform terminates.

**User response:**

Contact software support and inform them that you have received this message indicating an internal error.

**0429-629**

Fatal internal error with the trace tag \_\_\_\_.

**Explanation:**

The transform has detected an unrecoverable internal error.

**System action:**

The transform terminates.

**User response:**

Contact your service representative.

**0429-751**

The licensing server is not running.

**Explanation:**

The license verification server is not running.

**System action:**

InfoPrint Manager cannot process the required action.

**User response:**

Contact your support representative.

**0429-752**

The trial version of \_\_\_\_ has expired.

**Explanation:**

A trial version of InfoPrint Manager software is installed on this system and the trial period has expired.

**System action:**

InfoPrint Manager is no longer running on this system and it cannot be started.

**User response:**

Order and install the license of InfoPrint Manager.

**0429–753**

The license key of \_\_\_\_\_ was not found or is not valid.

**Explanation:**

The required key was not found, or there was a problem while collecting data about it.

**System action:**

InfoPrint Manager cannot process the required action.

**User response:**

Contact your support representative.

**0429–754****Explanation:**

There is a problem with the locking criteria and the system fingerprint does not match the fingerprint of license key.

**System action:**

The InfoPrint Manager software continues running in grace mode until the grace period ends.

**User response:**

Contact your local representative to receive a new license key before the grace period expires. Otherwise the InfoPrint Manager software stops running on this system when the grace period ends.



---

## Accessibility

Accessibility features help a user who has a physical disability, such as restricted mobility or limited vision, use software products successfully. The major accessibility features in InfoPrint Manager let users:

- Use assistive technologies such as screen readers and screen magnifier software.
- Operate specific or equivalent features using only the keyboard.
- Customize display attributes such as color, contrast, and font size.

## Using Assistive Technologies

Assistive technology products, such as screen readers, function with the user interfaces found in InfoPrint Manager. Consult the assistive technology documentation for specific information when using it to access InfoPrint Manager interfaces.

## Glossary

This glossary defines technical terms and abbreviations used in InfoPrint Manager.

### Special Characters

#### **.Guidefaults file**

A file created by InfoPrint in the home directory of a person using the InfoPrint GUI. InfoPrint uses this file to save and reference information about the servers you are monitoring and the windows you are working in.

### **A**

#### **Access Control List (ACL)**

In computer security, a collection of all access rights for one object.

#### **ACL**

Access Control List.

#### **acl editor**

A command line interface that lets you view, add, update, and delete access authorization records in an ACL.

#### **action**

In the InfoPrint GUI, an icon that represents an operation that you can perform on an InfoPrint object. You drag and drop the action onto an object to initiate the operation for that object. For example, using the `Enable` action to enable a disabled actual destination.

#### **actual destination**

In InfoPrint, an object that represents the output device that performs the printing or transmission function. See *email destination*; see also *physical printer*, *printer device*; contrast with *logical destination*.

#### **additive color system**

A system that reproduces an image by mixing (adding) appropriate quantities of red, green, and blue light (the additive primary colors) to create all other colors of light, either direct or transmitted.

---

When the additive primaries are superimposed on one another, they create white light. Contrast with *subtractive color system*.

### **administrator**

In InfoPrint, the person who creates and manages one or more components of a printing system, such as servers and actual destinations. By default, InfoPrint gives administrators authorization to perform some InfoPrint operations and to access certain information that is not available to the operators or job submitters.

### **Adobe Acrobat**

An Adobe software program that provides instant access to documents in their original format, independent of computer platform. With the Adobe Reader, you can view, navigate, print, and present any Portable Document Format (.pdf) file.

### **Adobe PageMaker**

A desktop publishing program that produces PostScript documents.

### **Adobe PostScript Raster to Image Transform (RIP)**

See *raster image processor (RIP)*.

### **ADSM/6000**

Advanced Distributed Storage Manager.

### **Advanced Distributed Storage Manager (ADSM/6000)**

A program that provides storage management for archived files.

### **Advanced Function Common Control Unit (AFCCU)**

A RISC-based control unit with code common to all printers that use the AFCCU.

### **Advanced Function Presentation (AFP)**

A set of licensed programs, together with user applications, that use the all-points-addressable concept to print data on a wide variety of printers or to display data on a wide variety of display devices. AFP includes creating, formatting, archiving, retrieving, viewing, distributing, and printing information.

### **Advanced Function Presentation data stream (AFP data stream)**

The printer data stream used for printing AFP data. The AFP data stream includes composed text, page segments, electronic overlays, form definitions, and fonts downloaded from the operating system to the printer.

A presentation data stream that is processed in AFP environments. The AFP data stream includes MO:DCA-P-based data streams.

### **Advanced Interactive Executive (AIX)**

An operating system used with pSeries computers. The AIX operating system is IBM's implementation of the UNIX operating system.

### **AFCCU**

Advanced Function Common Control Unit.

### **AFP**



---

Advanced Function Presentation.

### **AFP data stream**

Advanced Function Presentation data stream.

### **ainbe**

The printer input/output backend program used by the PSF DSS to send jobs to printer devices. Depending on the incoming data stream of the job, the PSF DSS might have transformed the data stream of the job before the backend program sending it to the printer device.

### **AIX**

Advanced Interactive Executive.

### **AIX-attached printer**

A printer device, attached to an pSeries computer through the network or through a serial or parallel port that receives jobs from an AIX print queue.

In InfoPrint, a PSF physical printer that represents an AIX-attached printer device. See also *direct-attached printer*, *TCP/IP-attached printer*, *upload-TCP/IP-attached printer*.

### **AIX destination support system**

In InfoPrint, the destination support system that communicates with the standard AIX print backend (*pio*be), or with certain variations of the *rembak* print backend, to print jobs.

### **AIX physical printer**

In InfoPrint, the object representing a printer device that uses the AIX destination support system.

### **aliasing**

In a digitized image, the creation of diagonal lines by combining short horizontal and vertical line segments that approximate the path of the desired line.

### **all-points-addressability (APA)**

The capability to address, reference, and position text, overlays, and images at any defined point of the printable area of the paper or display medium.

### **alphameric**

Synonym for *alphanumeric*.

### **alphanumeric**

Pertaining to a character set containing letters, digits, and other symbols such as punctuation marks. Synonymous with *alphameric*.

### **AMPV**

Average monthly print volume.

### **analog**

Pertaining to a continuous variable sampling of information between two points that achieves an even, smooth transition of photographic material.

### **analog color proof**

An off-press color proof made from separation films.

---

**anti-aliasing**

The rendering of hard-edged objects so that they blend smoothly into the background. PhotoShop offers anti-aliasing when rasterizing an EPS file.

Removing the jagged "stairstep" quality in diagonal lines produced on a computer screen by aliasing. This removal is effected by creating less densely shaded fields parallel to the diagonal line.

**APA**

All-points-addressability.

**API**

Application Program Interface.

**Application Program Interface (API)**

The call interface between a client program and the procedures that implement the printing system, as defined by the specification. Clients use the API to access servers. (P)

**architecture**

The set of rules and conventions that govern the creation and control of data types such as text, image, graphics, font, color, audio, bar code, and multimedia.

**archiving**

The transfer of digital information from an online system onto floppy disk, compact disc, or other media for offline storage. The original copy is deleted from the online system. See also *retrieval*.

**array inkjet**

An ordered collection of multiple print heads used in an inkjet printer.

**ASCII**

American National Standard Code for Information Exchange. The standard code, using a coded character set consisting of 7-bit coded characters (8 bits including a parity check). The ASCII code is used for information exchange among data processing systems, data communications systems, and associated equipment. The ASCII character set includes control characters and graphic characters.

**asynchronous**

Pertaining to two or more processes that do not depend upon the occurrence of specific events, such as common timing signals. (T)

In InfoPrint, occurring without a regular or predictable time relationship to a specified action. Contrast with *synchronous*.

**attachment type**

Defines the method by which a printer device is attached to the AIX system from which it receives data. See *AIX-attached printer*, *direct-attached printer*, *TCP/IP-attached printer*, and *upload-TCP/IP-attached printer*.

**attribute**

A defined characteristic of an object, such as the number of copies required of a job, or the document formats accepted by an actual destination.

**attribute name**

---

A string that identifies an attribute. Typically, in InfoPrint attribute names consist of two or more words separated by hyphens.

**attribute value**

The element of an attribute that specifies the characteristics relating to the attribute.

**authorization**

In computer security, verification of the eligibility of a user to access an object.

**authorized user**

A person with the appropriate permissions to access an object or to issue a command.

**automatic recovery**

A function of printer logic that permits the printer to reprint a job if the job is misprinted or damaged or if a component has failed.

**auxiliary sheet**

In InfoPrint, an object that represents a particular sheet of paper, blank or otherwise, that can precede a job, separate documents in a job, or follow a job.

**auxiliary-sheet selections**

A particular combination of start, separator, and end sheets that print with jobs on a particular printer device.

**B****backend**

In AIX or Linux, the program that is invoked by the `qdaemon` process (AIX) or CUPS printing system (Linux) to run a print or batch job. Synonymous with *backend program*.

**backend program**

Synonym for *backend*.

**backlog**

In InfoPrint, the amount of time calculated by InfoPrint that is required to print all of the jobs currently in a queue.

**backspace**

In InfoPrint, the action used to back up and reprint pages in a job.

**bar code**

A code representing characters by sets of parallel bars of varying thickness and separation that are read optically by transverse scanning.

An array of parallel rectangular bars and spaces that together represent data elements or characters in a particular symbology. The bars and spaces are arranged in a predetermined pattern following unambiguous rules defined by the symbology.

**BCOCA**

Bar Code Object Content Architecture.

**Bezier curves**

---

A method of defining curves using anchor points, control handles, and tangent lines. The PostScript path passes through anchor points. Its approach direction is along the tangent lines that are controlled by the control handles. Many personal computer programs use this drawing method. Type 1 PostScript fonts are defined using Bezier curves.

## **binding**

The cover and materials that hold a book together. See *edition binding*, *perfect binding*, *spiral binding*, *wire-o binding*.

The process of applying the binding to a book.

In InfoPrint, assigning a job to an actual destination. See *early binding*, *late binding*.

## **bitmapped**

Pertaining to an image formed by a rectangular grid of pixels. Each pixel is assigned a value to denote its color. One-bit images are black and white; 8-bit images have 256 colors (or grays); 24-bit images have full color. CMYK images have 32-bits per pixel to encode 256 levels in each of four channels. Bitmapped images are also called raster images.

## **bleed**

An extra amount of printed image that extends beyond the trim edge of the sheet. Bleed ensures that no white gap appears at the edge of the sheet.

## **boot**

To prepare a computer for operating by loading an operating system.

## **BSD**

Berkeley Software Distribution.

## **BSD destination support system**

In InfoPrint, the destination support system that generates a print command string that the shell runs to print jobs.

## **BSD physical printer**

In InfoPrint, the object representing a printer device that uses the BSD destination support system.

## **burn**

In platemaking, an exposure. Burn is named because of the extremely bright ultraviolet lamps used to transfer images from film to plate.

In photography, to lengthen the final exposure time to increase the final density of print.

## **C**

### **CDE**

Common Desktop Environment.

### **child**

See *parent/child relationship*.

### **choke**

---

In color printing, an area whose dimensions have been reduced to avoid overlapping another color. Contrast with *spread*.

**class**

Synonym for *object class*.

**clean**

In InfoPrint, an action used to remove all the jobs from specified servers, actual destinations, or queues, or to remove all the jobs submitted to specified logical destinations.

**CLI**

Command Line Interface.

**client**

In InfoPrint, the component of the print system that assembles a print request and submits the request to a server. The client generates the local ID numbers for each job, submits the jobs to the servers, and keeps track of where each user's jobs have been submitted.

**CMR**

Color Management Resource.

**CMY**

Cyan, magenta, yellow.

**CMYK**

Cyan, magenta, yellow, black.

**collator**

In some printers a special-purpose hard drive disk array used to store RIPPed files and later transfer them to the LED print heads for imaging.

**color balance**

The relative levels of cyan, magenta, and yellow channels in an image to produce accurate color rendition of an original image.

**color correction**

The adjustment of the color balance in an image to produce accurate color rendition of an original image. Color correction is used for two- or three-spot-color jobs.

**color key**

A color proof similar to Cromalin, but typically not laminated and not necessarily accurate in color. Color keys are used to verify that breaks or color assignments and traps have been made accurately.

**Color management resource**

Color management resource (CMR) is an architected resource that is used to carry all of the color management information required to render a print file, document, group of pages or sheets, page, or data object with color fidelity.

**Command Line Interface (CLI)**

---

A type of user interface where commands are specified on the command line. Contrast with *Graphical User Interface*.

### **Common Desktop Environment (CDE)**

A graphical user interface running on a UNIX operating system.

### **complex attribute**

In InfoPrint, an attribute that can have multiple values with each value containing multiple components.

### **constant data**

Data that does not change between copies of a document and that is merged with variable data to produce personalized documents. For example, a form letter (constant data) can be merged with a customer's name and address (variable data).

### **contextual help**

A type of online help that provides specific information about each selectable object, menu choice, notebook tab, field, control, and pushbutton in a window.

### **control strip**

A strip of information that can be attached to a print job and used to measure registration and density.

### **Cromalin**

The Dupont color proofing system. Four layers (CMYK) of light-sensitive material are exposed through final halftone negative films, then laminated together on an opaque backing to produce a color- and trap-accurate final proof showing actual halftone dot structure. Cromalin is sometimes called an analog proof.

### **crop**

To remove unwanted areas of an image, usually indicated by crop marks on the original.

### **CTS**

Cutter-trimmer-stacker.

### **CUPS**

Common Unix Printing System is a modular printing system for Unix-like computer operating systems which allows a computer to act as a print server. A computer running CUPS is a host that can accept print jobs from client computers, process them, and send them to the appropriate printer.

### **CUPS destination support system**

In InfoPrint, the destination support system that communicates with the standard LINUX print system (CUPS) and that uses InfoPrint Manager **pioinfo** backend, InfoPrint Manager **piorpdn** backend for Ricoh printers or other print backends to print jobs.

### **cutter-trimmer-stacker (CTS)**

A post-processing device attached to a printer device and used for paper handling.

### **cyan, magenta, yellow (CMY)**

The subtractive primary colors.

---

## **cyan, magenta, yellow, black (CMYK)**

The four basic colors used in offset printing, as opposed to the three basic colors of light: red, green, and blue. Magenta, yellow, and cyan are the subtractive primaries. Black is added to provide better density and to produce a true black.

## **D**

### **daemon**

A program that runs unattended to perform a standard service. Some daemons are triggered automatically to perform their tasks; others operate periodically. Daemon processes generally provide a service that must be available at all times to more than one task or user, such as sending data to a printer.

### **data stream**

All information (data and control commands) sent over a data link.

A continuous stream of data that has a defined format.

In InfoPrint, pertaining to the incoming format of the job and the output format required by the printer device. InfoPrint transforms the incoming format into the output format, as required. See also *document format*.

### **DB2\*/6000**

DataBase 2/6000.

### **deadline**

In InfoPrint, a queuing technique where the next job assigned to the first position in the queue is the one whose deadline is closest. Contrast with *FIFO (first-in-first-out)*, *job-priority*, *longest-job-first*, and *shortest-job-first*.

### **default document**

In InfoPrint, an object that represents default attribute values for a document in a job. Synonymous with *initial value document*.

### **default job**

In InfoPrint, an object that represents default attribute values for a job. Synonymous with *initial value job*.

### **default object**

In InfoPrint, a general term that refers either to a *default document* or a *default job*. Synonymous with *initial value object*.

### **default value**

A value stored in the system that is used when no other value is specified.

### **delete**

In InfoPrint, an action used to delete default objects, jobs, logical destinations, actual destinations, or queues from the server.

### **desktop publishing**

Performing print-related activities on a personal computer, including but not limited to layout, design, photo manipulation, creating fonts, editing text, color separation, scanning, and animation.

---

**destination**

See *actual destination*, *logical destination*.

**destination support system (DSS)**

In InfoPrint, the programs that an actual destination uses to communicate with the output device. Synonymous with *device support system*. See *AIX destination support system*, *BSD destination support system*, *email destination support system*, and *PSF destination support system*.

**device**

An individual piece of equipment (hardware) that attaches to a computer, such as a printer device.

**device address**

The identification of an input or output device by its channel and unit number.

**device driver**

A file that communicates with a specific device such as a printer, disk drive, or display. An application that sends output to a device controls the actions of the device through the device driver. See *printer driver*.

**device support system (DSS)**

Synonym for *destination support system*.

**DFE**

Digital Front End

**DFE destination support system**

In InfoPrint Manager, the destination support system that communicates with a DFE print server driving a Ricoh printer.

**DFE printer**

In InfoPrint Manager, the object representing a DFE print server driving a Ricoh printer.

**DFS**

Distributed File Service.

**digital**

Pertaining to data represented by digits, sometimes with special characters and the space character.

**digital color proof**

An off-press color proof made from a color printer attached to a computer.

**digital printing**

A filmless and plateless printing process in which digital data for each page is transferred directly to a light-sensitive drum and then to paper for a final image.

**direct-attached printer**

A printer device, attached to an pSeries computer through the network or through a serial or parallel port.

In InfoPrint, a PSF physical printer that represents a direct-attached printer device. See also *AIX-attached printer*, *TCP/IP-attached printer*, and *upload-TCP/IP-attached printer*.



---

## disable

In InfoPrint, an action used to stop the acceptance of jobs on destinations, queues, or servers, or to stop writing information to logs.

## distributed print system

A computer system with the ability to interchange print data and controls among different computing environments with the intent of printing the data on a different system from the one where the print request was generated. For example, in host-to-LAN distributed printing, data that is located on the host is printed on printers attached to a local area network.

## dithering

A technique of filling the gap between two pixels with another pixel having an average value of the two to minimize the difference or to add detail to smooth the result.

## document

In InfoPrint, an object representing a grouping of data in a job. A job can contain one or more documents. The documents in a job can differ from each other in some ways. For example, they can contain different data and can have different document formats. A document in a job can contain printable data or a resource that is not printable by itself. See *file-reference document*, *printable document*, and *resource document*.

## document element

A portion of a document at least a single page in size.

## document format

In InfoPrint, a document format describes the type of the data and control characters in the document, such as line data or PostScript. The format of the data determines which printer devices are capable of printing the document and whether InfoPrint must transform the format.

## document identifier

A string that identifies a document in a job. It consists of a job ID followed by a period (.) and a document sequence number. For example, 12.2. Document sequence numbers are integers starting at 1.

## Document Printing Application (DPA)

An ISO/IEC 10175 standard that addresses those aspects of document processing that enable users in a distributed open systems environment to send electronic documents to shared, possibly geographically-dispersed printers. InfoPrint supports the DPA standard.

## document transfer method

In InfoPrint, the transfer method describes how documents are transferred to, or acquired by, servers. See *pipe-pull* and *with-request*.

## document type

In InfoPrint, the document type describes the kind of data in the document. A *printable document* can only contain printable data. A *resource document* can only contain data such as fonts or form definitions that are not printable. A *file reference document* can only contain names of files entered on separate lines.

## dot

The individual elements of a halftone.

---

**dot gain**

An increase in the size of a halftone dot during printing, caused by ink spreading. Generally, this value is known precisely, and the scanning and filming production process is calibrated to compensate for it. The Cromalin proofing system simulates this effect.

**dots per inch (dpi)**

A measure of data density per unit distance. Typical values for desktop publishing range from 200 to 300 dpi.

**DPA**

Document Printing Application.

**DPF**

Distributed Print Facility.

**dpi**

Dots per inch.

**drag and drop**

In graphical user interfaces, a procedure by which you perform actions and tasks. Using the mouse, you drag (move) an action or object icon to a new position where you want the action or task to occur.

**DSS**

Destination support system.

**dummy**

A rough paste-up or hand-drawn representation of the anticipated finished product. A dummy is used for basic design and pagination.

**duplex printing**

Printing on both sides of the paper. Contrast with *simplex printing (1)*.

Printing on both sides of the paper, placing output images on the media in a head-to-head format, so that the top of one image is at the same edge as the top of the next image. Contrast with *tumble duplex printing*; see also *simplex printing (2)*.

**E****early binding**

In InfoPrint, assigning a job to an actual destination as soon as it is accepted. Early binding permits InfoPrint to estimate the time when the job will be completed. Contrast with *late binding*.

**edition binding**

A type of book binding in which printed sheets are folded into 16- or 32-page signatures. Four-page endleaves are pasted on the outside of the first and last signature. The signatures are then collated by machine and sewn together using special sewing machines. Contrast with *perfect binding*, *spiral binding*, and *wire-o binding*.

**electronic document**

A document stored in a computer instead of printed on paper.

---

**electronic mail**

Correspondence in the form of messages sent between workstations over a network. Synonymous with *email*.

**electrophotographic**

Pertaining to a type of printer technology that creates an image on paper by uniformly charging the photoconductor, creating an electrostatic image on the photoconductor, attracting negatively charged toner to the discharged areas of the photoconductor, and transferring and fusing the toner to paper.

**em**

In composition, a unit of measurement exactly as wide and as high as the point size of the font being set. The name is derived from the fact that the letter M in early typefaces was usually cast on a square body.

**email**

Electronic mail.

**email destination**

In InfoPrint, an actual destination representing an electronic mailing system.

**email destination support system**

In InfoPrint, the destination support system that supports email destinations.

**embellishments**

Variable data added to all copies of assembled pages to make the unit appear like a whole; for example, headers, footers, a table of contents, and chapter separations.

**en**

In composition, exactly one-half an em.

**enable**

In InfoPrint, the action that makes a destination, queue, or server able to accept jobs, or a log able to accept information.

**end sheet**

The sheet of paper, blank or otherwise, that can follow a job. See also *auxiliary sheet*.

**Enhanced X-Windows**

A tool designed to permit multiple application processes to operate in multiple windows displayed on a virtual terminal. See *X-Windows*.

**environment variable**

Any one of a number of variables that describe the way an operating system runs and the devices it recognizes.

**error log**

A data set or file in a product or system where error information is stored for later access.

**estimate**

---

The professional cost analysis made by a print shop in response to a customer's request for a price quotation on a print job.

**event**

In InfoPrint, an occurrence in the printing system during an operation; for example, the completion of a command.

**event log**

In InfoPrint, a collection of messages about events that have occurred.

**event notification**

The notification that is sent by InfoPrint for an event.

**F****Federated Authentication**

A technology that grants users secure access to InfoPrint Manager relying on external identity providers (IdPs). Instead of managing separate user credentials within the InfoPrint Manager system, federated authentication allows users to log in using their existing accounts from trusted third-party services.

**FIFO (first-in-first-out)**

In InfoPrint, a queuing technique where the next job assigned to the first position in the queue is the job that has been in the queue for the longest time. InfoPrint processes jobs in the order in which they are received. Contrast with *deadline*, *job-priority*, *longest-job-first*, and *shortest-job-first*.

**file-reference document**

In InfoPrint, a file containing the names of other files, each entered on a separate line. Job submitters can specify this file for printing when they specify a document type of *file-reference*; InfoPrint prints each file listed in the reference document.

**File Transfer Protocol (FTP)**

In TCP/IP, the application protocol that makes it possible to transfer data to and from host computers and to use foreign hosts indirectly.

**finisher**

A hardware device attached to a printer that performs such operations as folding or stapling the printed pages.

**finishing**

In a print shop, the final operations on a printed product, such as stapling, trimming, drilling, folding, embossing, varnishing, gluing, shrink wrapping, perforating, laminating, collating, and so on.

**flag**

A modifier of a command that specifies the action of the command. A dash usually precedes a flag. Synonymous with *option*. See also *keyword*.

**FOCA**

Font object content architecture.

---

**folder**

In the InfoPrint GUI, an object that represents a container for a collection of similar objects. For example, the Retained Jobs folder contains retained jobs.

**font**

A family of characters of a given size and style; for example, 9-point Helvetica.

One size and one typeface in a particular type family, including letters, numerals, punctuation marks, special characters, and ligatures.

A paired character set and code page that can be used together for printing a string of text characters. A double-byte font can consist of multiple pairs of character sets and code pages.

**form definition**

A resource object used by InfoPrint that defines the characteristics of the form or printed media, which include: overlays to be used, the paper source (for cut-sheet printers), duplex printing, text suppression, and the position of composed-text data on the form.

**forward space**

In InfoPrint, the action used to move ahead and skip the printing of a specified number of pages in a job.

**FPO**

Low-quality (sometimes photographic) images placed in a dummy to represent final images. Desktop publishing software produces images as display-screen resolution FPOs.

**front panel**

In the CDE, a workspace area containing controls that represent various tasks you can perform and workspace switches.

**FST**

Files and Sockets Transport is the local security implementation for InfoPrint Manager. It uses the local namespace for user credentials, and it is a lightweight security protocol.

**FTP**

File Transfer Protocol.

**G****GCR**

Gray component replacement.

**GIF**

Graphics Interchange Format.

**global change**

In the InfoPrint GUI, an action used to make changes to one or more attributes of several objects at once. You can also perform the same action on several objects of the same object class at the same time; for example, disabling two or more actual destinations at the same time.

**global character**

---

A character or set of characters used to specify an unknown number or set of characters in a search string. In InfoPrint, a global character is represented by an asterisk (\*).

### **global ID**

Global job identifier.

### **global job identifier**

An unambiguous job identifier. In InfoPrint, it is represented as the name of the server managing the job followed by a colon (:) and a generated integer. This ID uniquely identifies the job in the InfoPrint server.

### **glyph**

An image, usually of a character, in a font.

### **GOCA**

Graphics object content architecture.

### **graphic character**

A visual representation of a character, other than a control character, that is normally produced by writing, printing, or displaying.

### **Graphical User Interface (GUI)**

A type of user interface that takes advantage of a high-resolution monitor and includes a combination of graphics to implement an object-action paradigm, the use of pointing devices, menu bars, overlapping windows, and icons. Contrast with *Command Line Interface*.

### **Graphics Interchange Format (GIF)**

A compressed graphics format widely used on the Internet.

### **gray component replacement (GCR)**

Synonym for *under color removal (UCR)*.

### **gray scale**

A strip of standard gray tones, ranging from white to black, placed at the side of the original copy during photography to measure the tonal range and contrast obtained.

### **GUI**

Graphical User Interface.

### **gutter**

The blank area or inner margin from the printing area to the binding.

## **H**

### **halftone**

A printing method that simulates continuous-tone shading using dots of varying sizes laid out on a rectangular grid. Larger dots simulate darker tones and smaller dots simulate lighter tones. Typical grid spacings are 85 lines per inch (lpi) (newspaper), 133 lpi (low end), 150 lpi (midrange), and 175+ lpi (high quality).

### **help**

---

In the InfoPrint GUI, an action used to display the online help for a specific template, object, action, button, control, or area in an application window.

The name of a button used to access the online help.

### **hold**

An indication determined by the **job-hold** attribute that is used to keep a job in the queue and prevent InfoPrint from scheduling it.

### **hostname**

The name given to an AIX system.

### **hot folder**

A workstation directory where users copy jobs to submit them to print.

### **hypertext**

A way of presenting information online with connections between one piece of information and another. These connections are called hypertext links. See also *hypertext link*.

### **hypertext link**

A connection between one piece of information and another. Selecting a link displays the target piece of information.

## **I**

### **icon**

A graphic symbol displayed on a screen that a user can click to invoke a function or software application.

### **image**

Toned and untoned pels arranged in a pattern.

### **image data**

Rectangular arrays of raster information that define an image.

### **imagesetter**

A high resolution (1270–3600+ dpi) printer that uses an Argon (green) laser to write to film using digital input. Imagesetting is the step before Cromalin proofing and platemaking.

### **imposition**

The process of arranging pages on a press sheet to ensure the correct order during final cutting, folding, and binding. Electronic imposition builds press sheets automatically during the RIP and outputs film formatted for immediate use in platemaking.

### **InfoPrint**

A solution of software and hardware products that can supplement or replace the offset presses and copiers in print shops with high-quality, non-impact, black and white or process color printers. InfoPrint takes documents from creation to the published, kitted, and shipped product.

In InfoPrint software publications, InfoPrint Manager for AIX or any of its components.

### **InfoPrint Manager for AIX**

---

The software component of InfoPrint. InfoPrint Manager for AIX handles the scheduling, archiving, retrieving, and assembly of a print job and its related resource files. It also tracks the finishing and packaging of the printed product.

InfoPrint Manager for AIX is based on Palladium technology developed at MIT/Project Athena. It conforms to the ISO DPA and POSIX standards.

### **InfoPrint Network**

The local area network running TCP/IP protocol that InfoPrint uses to communicate among servers, clients, and output devices.

### **InfoPrint Select**

The component of InfoPrint Manager for AIX that lets you submit jobs from a Windows workstation.

### **InfoPrint Submit Express**

The component of InfoPrint Manager that lets you submit jobs with a job ticket from a Windows or Macintosh workstation.

### **InfoPrint 20**

A black and white, large-format, cut-sheet, workgroup laser printer with optional duplexing and 600-dpi resolution.

### **InfoPrint 60**

A duplex, black and white, cut-sheet printer with 600-dpi resolution.

### **InfoPrint 62**

A non-impact, continuous-forms printer that runs at a maximum of 62 impressions-per-minute (depending on forms size), and is factory set to run at either 240 or 300 dpi on a maximum paper size of 370.8 mm (14.6 in.).

### **InfoPrint 4000**

A duplex, black and white, continuous-forms printer with 600-dpi resolution.

### **initial value document**

Synonym for *default document*.

### **initial value job**

Synonym for *default job*.

### **initial value object**

Synonym for *default object*.

### **initially settable attribute**

An attribute whose value can be established when an object is created but cannot be subsequently set or modified. See also *resettable attribute*; contrast with *non-settable attribute*.

### **input focus**

The area of a window where user interaction is possible from either the keyboard or the mouse.

### **input tray**

For a printer device, the container that holds the medium upon which the printer prints its output.



---

## **Intelligent Printer Data Stream (IPDS)**

An all-points-addressable data stream that enables users to position text, images, and graphics at any defined point on a printed page.

Information that the host sends to IPDS printers. This information generally contains basic formatting, error recovery, and character data and enables the printers to make decisions.

An architected host-to-printer data stream that contains both data (text, image, graphics, and bar codes) and controls defining how the data is to be presented. IPDS provides a device-independent interface for controlling and managing all-points-addressable (APA) printers.

## **International Organization for Standardization (ISO)**

An organization of national standards bodies from various countries established to promote development standards to facilitate international exchange of goods and services, and develop cooperation in intellectual, scientific, technological, and economic activity.

## **Internet**

A wide area network connecting thousands of disparate networks in industry, education, government, and research. The Internet network uses TCP/IP as the protocol for sending information.

## **Internet Protocol**

The set of rules that determines how to route data from its source to its destination in an internet environment.

## **intervening jobs**

In InfoPrint, the number of jobs in a queue that are scheduled to print before the job in question.

## **IOCA**

Image object content architecture.

## **IP address**

The IPv4 or IPv6 address.

## **IPDS**

Intelligent Printer Data Stream.

## **ISO**

International Organization for Standardization.

## **J**

### **job**

In InfoPrint, an object that represents a request to print or send one or more documents together in a single session. A job includes the data to be printed or sent and resources such as fonts, images, and overlays. Depending on how it was submitted, it can also include a job ticket. Synonymous with *job bundle* and *print job*.

### **job bundle**

Synonym for *job*.

### **job data**

---

The page descriptions, merge data, and embellishments that compose a document in a job, either directly or by reference.

**job ID**

A local or a global identifier that identifies a job to a job submitter, administrator, operator, or InfoPrint. See *local job identifier*, *global job identifier*.

**job-priority**

In InfoPrint, a queuing technique where the next job assigned to the first position in the queue is the one with the highest priority. Contrast with *deadline*, *FIFO (first-in-first-out)*, *longest-job-first*, and *shortest-job-first*.

**job submitter**

In InfoPrint, the person who submits jobs for printing. Often, this person is an application programmer who maintains applications that generate data to be printed.

**job ticket**

The customer's hardcopy or electronic instructions listing all the variables describing a print job, either directly or by reference. The print shop can add specifications to the job ticket and can print the job ticket.

**Joint Photographic Experts Group (JPEG)**

A compressed graphics format widely used on the Internet.

**JPEG**

Joint Photographic Experts Group.

**K** **Kerning**

In typesetting, adjusting the relative spacing of two characters to improve their appearance and readability. Kerning pairs are specific sets of characters with built-in relative spacing. Some typefaces have as many as 100 kerning pairs.

**keyword**

A name or symbol that identifies a parameter.

Part of a command operand that consists of a specific character string, such as `DSNAME=`.

**kitting**

In a print shop, packaging the completed published work with attendant binders, tabs, diskettes, and other equipment or information, before shipping the finished product.

**L****LAN**

Local Area Network.

**laser (light amplification by stimulated emission of radiation)**

In InfoPrint printers, a device that emits a beam of coherent light that forms the image on the photoconductor that is subsequently transferred to the paper.

---

## late binding

In InfoPrint, waiting to assign a job to an actual destination until it is about to be processed. Late binding permits InfoPrint to route a job to the first suitable actual destination that becomes available. Contrast with *early binding*.

## LDAP

Lightweight Directory Access Protocol is the network security implementation for InfoPrint Manager. It uses an LDAP or Active Directory server for user credentials, and it offers a unified security implementation in a customer environment.

## LED

Light-emitting diode.

## light-emitting diode (LED)

The imaging device element for electrophotographic print units.

## lines per inch (lpi)

A measure of the density of the grid used to space halftone dots. Typical grid spacings are 85 lpi (newspaper), 133 lpi (low end), 150 lpi (midrange), and 175+ lpi (high quality).

## Linux

Linux is an open-source operating system modeled on UNIX. There are multiple distributions available, InfoPrint Manager is only supported on Red Hat Enterprise Linux (RHEL) and SUSE Linux Enterprise Server (SLES).

## Local Area Network (LAN)

A computer network at one location that consisting of devices connected to one another and communicating. This network can also be connected to a larger network.

## local ID

Local job identifier.

## local job identifier

In InfoPrint, a job identifier automatically generated by the server, identifying the job to the person who submitted it. InfoPrint maps a local job ID to a global job ID.

## locale

The human language and character set of information presented to a user.

In InfoPrint, the language InfoPrint uses when sending notification and error messages or displaying the InfoPrint graphical user interfaces.

## log

A collection of messages or message segments added to a file for accounting or data collection purposes.

To record messages in a file.

## logical destination

---

In InfoPrint, an object to which users submit their jobs. The logical destination routes jobs to one or more actual destinations representing output devices such as printers, or electronic mail systems. See also *logical printer*; contrast with *actual destination*.

### **logical printer**

In InfoPrint, a type of logical destination. The logical printer routes jobs to one or more physical printers representing printing devices.

### **logical unit (LU)**

A type of network accessible unit that enables end users to gain access to network resources and communicate with each other.

### **logical unit (LU) 6.2**

A type of logical unit that supports general communication between programs in a distributed processing environment. LU 6.2 is characterized by (a) a peer relationship between session partners, (b) efficient utilization of a session for multiple transactions, (c) comprehensive end-to-end error processing, and (d) a generic application program interface (API) consisting of structured verbs that are mapped into a product implementation.

### **longest-job-first**

In InfoPrint, a queuing technique where the next job assigned to the first position in the queue is the longest job in the queue. Contrast with *deadline*, *FIFO (first-in-first-out)*, *job-priority*, and *shortest-job-first*.

### **lpi**

Lines per inch.

### **LU**

Logical unit.

## **M**

### **magnetic ink character recognition (MICR)**

Identification of characters printed with ink that contains particles of magnetic material.

### **mainframe processor**

A functional unit that interprets and executes instructions in a large computer to which other computers are connected so that they can share the facilities the mainframe provides.

### **makeready**

All the setup work involved in preparing a press for a print run.

### **manage**

In the InfoPrint GUI, the action used to put an object into a mode where its icon reflects changes of status.

### **mechanical**

A camera-ready layout. The mechanical can consist of multiple sheets or overlays for each spot or process color used. Final images, if not stripped in later, should be at final size, cropped and screened to the correct line frequency.

### **medium**

---

In InfoPrint, an object representing the physical material upon which a job is printed.

**merge data**

Data that is unique to each copy of a document and that customizes the document; for example, serial numbers or mailing information. Merge data is typically a small percentage of the total data in the document.

**message catalog**

A file of all the possible messages than can display during the processing of an application.

**MICR**

Magnetic ink character recognition.

**Mixed Object Document Content Architecture (MO:DCA)**

An architected, device-independent data stream for interchanging documents.

**MO:DCA-P**

Mixed Object Document Content Architecture Presentation.

**modify**

In InfoPrint, an action used to modify the values of attributes in the object attributes notebook.

**moire**

Undesirable interference patterns caused by two overprinting halftone screens with incorrect halftone dot angles.

**monospaced**

In typesetting, pertaining to a typeface in which all the characters have equal widths. Monospaced typefaces are useful for tabulating figures.

**Multiple Virtual Storage (MVS)**

An operating system developed by IBM. The design of MVS incorporates an addressing architecture that provides a unique address space to each job in the system.

**MVS**

Multiple Virtual Storage.

**N****N\_UP**

Pertaining to the number of forms placed together in a layout. Typical layouts are 2\_UP, 4\_UP, 8\_UP, 16\_UP, and so on. N\_UP printing is done to use the maximum area of the print sheet.

**namespace**

A global name repository available to all utilities and API procedures. The namespace contains mappings of object names to other related objects. For example, the namespace provides the mapping of a logical destination to the server in which it is located.

**Network File System (NFS)**

---

A protocol developed by Sun Microsystems that uses Internet Protocol to allow a set of cooperating computers to access each other's file systems as if they were local.

### **newline options**

The different ways in which the printer determines how lines are delimited in a document data stream.

### **NFS**

Network File System.

### **non-process-runout (NPRO)**

A printer function that moves the last printed sheet to the stacker of the printer device.

### **non-settable attribute**

An attribute that is neither initially settable nor resettable. The values for these attributes are controlled by InfoPrint. Contrast with *initially settable attribute* and *resettable attribute*.

### **notification**

The act of reporting the occurrence of events.

In InfoPrint, notification of events appears as messages in event logs or messages sent to administrators, operators, and job submitters. In the InfoPrint GUI, notification of events also appears as changes to the appearance of icons.

### **notification-profile**

In InfoPrint, an attribute associated with an object that contains information designating the people to whom InfoPrint sends notification about events for that object, which event information it sends, and how it sends the information.

### **NPRO**

Non-process-runout.

## **O**

### **object**

A collection of attributes that represent a physical or logical entity in the print system. For example, a specific printer device is represented by an actual destination (physical printer) object. An object is identified by its object name. Objects are grouped into classes. See also *object class*.

### **object class**

A group of objects that share a common definition and therefore share common properties, operations, and behavior as defined by their attributes. For example, all InfoPrint queue objects are in the same object class and each queue has the same set of queue attributes. However, the values for those attributes can differ for each queue in the queue object class.

### **Object Identifier (OID)**

In architecture, a notation that assigns a globally unambiguous identifier to an object or a document component. The notation is defined in international standard ISO.IEC 8824(E).

### **object name**

The alphanumeric term that identifies an object.

---

**object state**

The state of an object indicates its availability and readiness for performing its functions. An object can be in one of a number of states such as ready, busy, or unknown.

**OCR**

Optical character recognition.

**octet**

A byte that consists of eight binary digits (bits).

**offset stacking**

In certain printer devices, a function that allows the printer to offset the printed output pages for easy separation of the jobs.

**OID**

Object Identifier.

**open destinations window**

In the InfoPrint GUI, the action used to open a new application window displaying the logical and actual destinations associated with a queue.

**Open Prepress Interface (OPI)**

An industry standard for replacing low-resolution images in review documents with high-resolution images needed for high-quality final output.

**Open Software Foundation (OSF)**

A nonprofit research and development organization created by a consortium of companies that work together to develop software in the open systems market.

**OpenType font (OTF)**

An extension of the TrueType font format that adds:

- Support for PostScript outlines
- Better support for international character sets
- Broader support for advanced typographic control

**open window**

In the InfoPrint GUI, the action used to open a new application window representing one or more objects displayed in the currently open application window.

**operation**

An action performed on one or more data items.

**operator**

In InfoPrint, the person responsible for printer devices. Also, this person performs a subset of tasks for InfoPrint queues and actual destinations and performs some job-related tasks.

**OPI**

Open Prepress Interface.

---

## **optical character recognition (OCR)**

Conversion of scanned text to editable ASCII characters.

## **option**

A modifier of a command that specifies the action of the command. A dash usually precedes an option. Synonymous with *flag*. See also *keyword*.

## **orphan logical destination**

In the InfoPrint GUI, an object that represents a logical destination that is not associated with an existing queue.

## **orphan logical printer**

In the InfoPrint GUI, an object that represents a logical printer that is not associated with an existing queue.

## **OSF**

Open Software Foundation.

## **overlay**

A collection of constant data, such as lines, shading, text, boxes, or logos, that is electronically composed in the host processor and stored in a library, and that can be merged with variable data during printing.

## **OTF**

OpenType font.

## **P**

### **PAC**

Privilege Attribute Certificate.

## **page definition**

A resource that contains the formatting controls for line data.

In InfoPrint, a resource that defines the rules of transforming line data into composed pages and text controls.

## **page segment**

A resource that contains composed text and images, which are prepared before formatting and included during printing.

## **Palladium**

A distributed print system developed at MIT/Project Athena with participation from Digital Equipment Corporation (DEC), International Business Machines (IBM), and Hewlett-Packard (HP). It is a reference implementation for the OSI Document Printing Architecture (DPA) standard, ISO/IEC 10175.

## **pane**

In the Work Area of the InfoPrint Manager Administration GUI, an area containing a group of objects of a specific type, such as an actual destinations pane.



---

## parent/child relationship

In InfoPrint, servers, queues, and destinations are related to one another in a parent/child relationship. For example, a server is the parent of all the queues that reside in that server, and these queues are its children.

## pass through

In InfoPrint, referring to options submitted with a job that are used by the device driver, but not InfoPrint. InfoPrint does not process or validate this information; it passes it along to the device driver. See *printer driver*.

## path

The route used to locate files; the storage location of a file. A fully qualified path lists the drive identifier (if any), directory name, subdirectory name (if any), and file name with the associated extension.

## pause

In InfoPrint, the action used to temporarily halt the printing or transmission of jobs on actual destinations or the distribution of jobs from servers or queues.

## pdcreate

In InfoPrint, the command used to create a new object and set its attributes to specified values.

## PDF

Portable Document Format.

Printer description file.

## pdmsg

In InfoPrint, a utility used to display information about a message.

## pdpr

In InfoPrint, the command used to create and submit a job, consisting of one or more documents, to a server for printing or transmission.

## perfect binding

A type of book binding in which the pages are held together with flexible adhesive. Contrast with *edition binding*, *spiral binding*, and *wire-o binding*.

## permissions

In AIX, codes that determine who can access a file and what operations they can perform on the file.

## physical printer

In InfoPrint, a type of actual destination that represents a printer device. See also *printer device*.

## piobe

The standard printer input/output backend program used by AIX for printing. See also *ainbe*.

## pipe-pull

In InfoPrint, a document transfer method where InfoPrint saves the documents in a file and transfers the address of the file to the server. InfoPrint transfers the file to the server upon the request from the

---

server. This is an efficient transfer method for large jobs and is the default transfer method at job submission. Contrast with *with-request*.

## **plex**

A document or actual destination attribute used to define the placement of output images on the page. See the plex values *simplex* and *tumble*.

## **Portable Document Format (PDF)**

An Adobe PostScript data format that can be viewed or printed.

## **Portable Operating System Interface for Computer Environments (POSIX)**

An Institute of Electrical and Electronics Engineers (IEEE) standard for computer operating systems.

## **POSIX**

Portable Operating System Interface for Computer Environments.

## **PostScript**

Adobe's page description language. PostScript has become a standard for graphic design and layout software. PostScript files can contain both vector and raster data. Fonts are described using PostScript coding. Many desktop publishing systems produce PostScript data as their output data stream.

## **PostScript printer description (PPD)**

A file that contains options for printing PostScript data on various printer devices.

## **PPD**

PostScript printer description.

## **Prefix lengths**

Identify a range of IPv6 addresses that are on the same network.

## **preflight**

To assess all resources for a job before the actual print run.

## **prepress**

Work done in the print shop before printing a job, such as preparing data and art, page imposition, color retouching, electronic editing, and page layout.

## **print database**

The set of files on disk that provide a permanent repository for the attributes of all print objects, such as logical destinations, queues, and actual destinations.

## **print job**

Synonym for *job*.

## **Print Quality Enhancement (PQE)**

A printer facility that provides edge smoothing along diagonal lines, fine fidelity protection, and independent boldness control.

## **Print Services Facility (PSF)**

---

Any of several programs, including PSF for AIX, PSF/MVS, PSF/VM, and PSF/VSE, that produce printer commands from the data sent to them.

**print system**

A group of one or more print servers and one or more printing devices, which might or might not be located in the same geographical area. The components of a print system are assumed to be interconnected in some manner, providing at least one network interface to print clients, and acting synergistically to supply the defined document print service. (D)

**printable document**

In InfoPrint, an object that represents text or data to be printed by a job. Contrast with *resource document*.

**printer description file (PDF)**

A file that contains options for printing PostScript data on a specific printer device.

**printer device**

The physical output device that performs the printing function. See also *physical printer*.

**printer driver**

A file that describes the physical characteristics of a printer or other peripheral device. This file is used to convert graphics and text into device-specific data at the time of printing or plotting. Synonymous with *device driver*.

**priority**

In InfoPrint, a number assigned to a job that determines its precedence in being printed. Jobs with higher priority numbers are handled before jobs with lower priority numbers.

**process color**

Color made up of CMYK links simulating a specified color. This is the traditional method of reproducing continuous tone color images (color separations). Because of the nature of color inks, certain inks do not reproduce well.

**processor**

In a computer, a functional unit that interprets and executes instructions. A processor consists of at least an instruction control unit and an arithmetic and logic unit. (T)

**promote**

In InfoPrint, the action used to move a job to the beginning of the queue so that it will print on the next available printer that can handle that job.

**protocol**

A set of semantic and syntactic rules that determines the behavior of functional units in achieving communication.

**pSeries**

A family of workstations and servers based on IBM's POWER architecture. They are primarily designed for running multi-user numerical computing applications that use the AIX operating system.

**PSF**

Print Services Facility.

---

## **PSF destination support system**

In InfoPrint, the destination support system that communicates with PSF for AIX to print jobs.

## **PSF physical printer**

In InfoPrint, the object representing a printer device that uses the PSF destination support system.

## **Q**

### **QuarkXpress**

A desktop publishing system produced by Quark, Incorporated.

### **queue**

In InfoPrint, an object that manages a collection of jobs that are waiting to print. A queue receives jobs from one or more logical destinations and sends jobs to one or more actual destinations.

A line or list formed by items waiting for processing.

## **R**

### **raster**

A pattern of dots defined at varying data depths. Black and white images are one-bit (on/off); grayscale images are 8-bit (256 levels); RGB images are 24-bit; CMYK images are 32-bit.

### **raster image processor (RIP)**

A processor in which a PostScript data stream is converted into dot patterns that are transferred to the final print medium. InfoPrint uses an Adobe RIP to convert PostScript to IPDS for such printers as the InfoPrint 4000 and InfoPrint 60.

### **rc.pd**

In InfoPrint, a utility used to start the InfoPrint servers listed in the `/etc/pd.servers` file.

### **read-only**

In InfoPrint, describes an attribute value that cannot be set by the user but can change based on other activity.

### **ready**

A state in which an object is ready and able to perform tasks.

An available resource, such as a value of the `media-ready` attribute. Contrast with *supported*.

### **red, green, blue (RGB)**

The colors of CRT display phosphors. RGB images are for screen display only. They must be converted to CMYK images before printing.

### **registration**

The accuracy of printing on paper relative to the edges of the paper.

The accuracy of printing a single color (cyan, magenta, or yellow) relative to black.

The accuracy of printing on one side of a page relative to printing on the reverse side of the page.

### **reprographics**

---

The process of copying or duplicating documents or information.

**requested**

In InfoPrint, pertaining to the specific values of attributes requested by a job when it is submitted. The requested attribute values of a job are validated against supported attribute values for an actual destination to determine if the printer can handle that job. Contrast with *supported*.

**resettable attribute**

An attribute whose value can be set or modified after an object has been created, assuming the object is in an appropriate state to be modified. See also *initially settable attribute*; contrast with *non-settable attribute*.

**resource**

In AFP, a file containing a collection of printing instructions used when printing a job. Resources include fonts, overlays, form definitions, page definitions, and page segments.

**resource context**

In InfoPrint, an object that contains directory path information that helps the print system locate resources needed for printing a job. The resources include fonts, overlays, form definitions, page definitions, and page segments.

**resource document**

In InfoPrint, an object that represents a resource, such as graphics or fonts, used by a job to print a printable document. Contrast with *printable document*.

**resubmit**

In InfoPrint, an action used to reroute pending or retained jobs to a different logical destination than the one through which the job was originally submitted.

**resume**

In InfoPrint, the action used to resume the printing of paused jobs or resume the distribution of jobs from paused servers or queues.

**retained job**

In InfoPrint, an object that represents a job that is being stored in the print system for a specified amount of time, normally after the completion of printing the job. A retained job does not reside in a queue.

**retention**

The process of storing data after completion of a process for a certain length of time.

**retrieval**

The process of bringing digital archived data out of storage and into online memory for reuse. See also *archiving*.

**RGB**

Red, green, blue.

**RIP**

Raster image processor.

---

To convert data to dot patterns using a raster image processor.

**root user**

In the AIX environment, the system user with the most authority who can log in and execute restricted commands, shut down the system, and edit or delete protected files. Synonymous with *superuser*.

**RPC**

Remote Procedure Call.

**RPM**

Red Hat Package Management is the baseline package format of the Linux Standard Base distribution.

**S****scanner**

A device that converts hardcopy source data into digital format (halftone dots) to avoid retyping the data.

**scheduler**

In InfoPrint, the scheduling method that the queue uses when assigning a job to an actual destination.

**separator sheet**

The sheet of paper, blank or otherwise, that separates documents in a job. See also *auxiliary sheet*.

**server**

In InfoPrint, the object that accepts configuration, management, and printing requests, performs the requested operations, and sends responses back as a result of the operation.

**settable attribute**

See *initially settable attribute*, *resettable attribute*.

**severity**

An indication of how serious an error condition is.

**shell**

In the AIX operating system, a command interpreter that acts as an interface between the user and the operating system. In InfoPrint documentation, all shell examples use the Korn shell.

**shift-out, shift-in code**

Control characters used to indicate the beginning and end of a string of double-byte, ideographic characters.

**shortest-job-first**

In InfoPrint, a queuing technique where the next job assigned to the first position in the queue is the shortest job in the queue. Contrast with *deadline*, *FIFO (first-in-first-out)*, *job-priority*, and *longest-job-first*.

**shut down**

In InfoPrint, the action used to halt all server or actual destination processes without deleting the server or actual destination.

---

**signature**

A group of pages that are printed, folded, cut, and bound together. Manual placement of pages in the signature is determined using a folding dummy.

**simplex**

In InfoPrint, the value of the document or actual destination `plex` attribute indicating that output images are placed on the media in a head-to-head format, so that the top of one image is at the same edge as the top of the next image. Depending on the value of the document or actual destination `sides` attribute, the document can be printed on one or both sides of the paper. Contrast with *tumble*; see also *simplex printing* and *duplex printing*.

**simplex printing**

Printing on only one side of the paper. Contrast with *duplex printing (1)*.

Printing on one or both sides of the paper, placing output images on the media in a head-to-head format, so that the top of one image is at the same edge as the top of the next image. Contrast with *tumble duplex printing*; see also *duplex printing (2)*.

**SMIT**

System Management Interface Tool.

**SNA**

Systems Network Architecture.

**spiral binding**

A type of book binding in which wire or plastic coils are threaded through a series of holes or slots in the binding edge. Contrast with *edition binding*, *perfect binding*, and *wire-o binding*.

**spot color**

Individual colored inks formulated to exactly match a specified color. Spot color is used when CMYK process color cannot produce a reasonable facsimile of the color or when vivid color is needed. Spot color is also used when fluorescent or metallic colors are needed.

**spread**

In color printing, an area whose dimensions have been enlarged to eliminate white space between it and another color. Contrast with *choke*.

**start sheet**

The sheet of paper, blank or otherwise, that can precede a job. See also *auxiliary sheet*.

**state**

Synonym for *object state*.

**stripping**

The process of mechanically assembling film into plate layouts. Page imposition takes place during stripping.

**subnet mask**

Identify a range of IPv4 addresses that are on the same network.

**subnetwork**

---

Any group of nodes that have a set of common characteristics, such as the same network ID.

In the AIX operating system, one of a group of multiple logical divisions of another network, such as can be created by TCP/IP.

### **subtractive color system**

A system that reproduces an image by mixing (adding) appropriate quantities of cyan, magenta, and yellow paints on white paper. These paints reflect certain colors and absorb—or subtract—others. Contrast with *additive color system*.

### **superuser**

Synonym for *root user*.

### **supported**

In InfoPrint, pertaining to the specific job attribute values that the actual destination can accept during job validation. InfoPrint validates the requested attribute values of the job against the supported attribute values of the actual destination to determine whether the actual destination can handle that job. Contrast with *requested*.

### **synchronous**

Occurring with a regular or predictable time relationship to a specified action. Contrast with *asynchronous*.

### **system administrator**

Synonym for *administrator*.

### **System Management Interface Tool (SMIT)**

In the AIX operating system, an interface tool for installation, maintenance, configuration, and diagnostic tasks. SMIT lets you perform tasks without entering any commands.

### **Systems Network Architecture (SNA)**

The description of IBM's logical structure, formats, protocols, and operational sequences for sending units through, and controlling the configuration and operation of, networks.

## **T**

### **table reference character (TRC)**

An optional control character in a print data set. The TRC identifies the font used to print the record and can be used to select a font during printing.

### **Tagged Image File Format (TIFF)**

A digital format for storing scanned images. TIFF files are also referred to as raster format files (as opposed to vector format files). When used in desktop publishing, TIFF files produce only a low-resolution FPO image; the high-resolution data remains on the hard disk.

### **task help**

A type of online help that provides a list of tasks that can be completed with a selected object. When you select a task, the help provides step-by-step information about how to complete the task.

### **TCP/IP**

Transmission Control Protocol/Internet Protocol.



---

## TCP/IP-attached printer

A printer device attached to an pSeries computer through telecommunication lines using the TCP/IP protocol.

In InfoPrint, a PSF physical printer that represents a TCP/IP-attached printer device. See also *AIX-attached printer*, *direct-attached printer*, and *upload-TCP/IP-attached printer*.

## template

In the InfoPrint Manager Administration GUI, an object that represents a set of default attribute values that has been defined for creating a particular type of object, such as an actual destination.

## ticket

See *job ticket*.

## TIFF

Tagged Image File Format.

## Transmission Control Protocol/Internet Protocol (TCP/IP)

A set of communication rules used in the Internet and in any network that follows the U.S. Department of Defense standards for inter-network protocol. TCP provides a reliable host-to-host protocol between hosts in packet-switched communications networks and in interconnected systems of such networks. It assumes that the Internet Protocol (IP) is the underlying protocol. See also *Internet Protocol*.

## trapping

In desktop publishing, the amount of overlap in overprinting colors. Trapping prevents white paper showing through gaps caused by normal errors in registration. On sheet-fed presses, trapping is usually 0.25 point. See also *choke* and *spread*.

## TRC

Table Reference Character.

## TrueType font (TTF)

A font format based on scalable outline technology with flexible hinting. Glyph shapes are based on quadratic curves. The font is described with a set of tables contained in a TrueType Font File.

## TTF

TrueType font.

## tumble

In InfoPrint, the value of the document or actual destination **plex** attribute indicating that output images are placed on the media in a head-to-toe format, so that the top of one image is at the same edge as the bottom of the next image. The document must be printed on both sides of the paper. Contrast with *simplex*.

## tumble duplex printing

Printing on both sides of the paper, placing output images on the media in a head-to-toe format, so that the top of one image is at the same edge as the bottom of the next image. Contrast with *simplex printing (2)*, *duplex printing (2)*.

---

## U

### UCR

Under color removal.

### under color removal (UCR)

Conversion of neutral color areas to black ink that reduces use of CMY inks, improves trapping, and reduces setup time. Generally, UCR is performed during image scanning, but some RIPs perform it during processing. Synonymous with *gray component replacement (GCR)*.

### unmanage

In the InfoPrint Manager Administration GUI, the action used to put an object into a mode where its icon does not reflect the changes of status for the object.

### upload printer

See *upload-TCP/IP-attached printer*.

### upload-TCP/IP-attached printer

In InfoPrint, a PSF physical printer that represents a printer device attached through an MVS system and managed by PSF/MVS. InfoPrint communicates with the MVS system through the TCP/IP network. See also *AIX-attached printer*, *direct-attached printer*, and *TCP/IP-attached printer*.

## V

### validate

In InfoPrint, to compare the attribute values requested by a job with the supported attribute values of the actual destinations in the system and to determine whether there is an actual destination capable of printing or sending the job.

### value

A specific characteristic of an attribute.

### variable

A name used to represent a data item whose value can change while the program is running.

### variable data

Data that can be changed between copies of a document. For example, a form letter (constant data) can be merged with variable data, such as a customer's name and address to produce personalized documents.

### varnish

A protective layer applied to a finished sheet, usually for photos, but sometimes used as a design element because of its reflective qualities. Varnishes can be tinted.

### vector

An absolute coordinate point and line in space. PostScript files can contain vector artwork. Vector files are converted to rasters during the RIP process.

### velox

A black and white photographic print made from a halftone negative, to be used as a proof copy.

---

**vignette**

An image with soft, fade-away edges.

**Virtual Machine (VM)**

An IBM licensed product that manages the resources of a single computer so that multiple computing systems appear to exist.

A virtual data processing system that appears to be at the exclusive disposal of a particular user, but whose functions are accomplished by sharing the resources of a real data processing system. (T)

**Virtual Storage Extended (VSE)**

An IBM licensed program whose full name is the Virtual Storage Extended/Advanced Function. It is a software operating system controlling the execution of programs.

**Visual Systems Management (VSM)**

In AIX, a type of graphical user interface that allows system management through the direct manipulation of objects.

**VM**

Virtual Machine.

**VSE**

Virtual Storage Extended.

**VSM**

Visual Systems Management.

**W****web**

A roll of paper used in web or rotary printing.

**well**

In the InfoPrint Manager Administration GUI, an area in a pane that contains a group of objects related to the objects in the pane; for example, a queues well in a servers pane.

**what you see is what you get (WYSIWYG)**

Refers to the fact that the composite image displayed on the screen at a computer workstation has the appearance of the final printed image.

**window**

A rectangular area of the screen that you can move about, place on top of, or pull under other windows, or reduce to an icon.

**wire-o binding**

A continuous double series of wire loops run through punched slots along the binding side of a booklet. Contrast with *edition binding*, *perfect binding*, and *spiral binding*.

**with-request**

In InfoPrint, a document transfer method where the client transfers the documents directly to the server. Contrast with *pipe-pull*.

---

**workstation**

A terminal or microcomputer, usually one that is connected to a mainframe or to a network, at which a user can use applications.

**write access**

A level of authorization that grants the ability to modify data.

**WYSIWYG**

What you see is what you get.

**X****X-Windows**

A network-transparent windowing system developed by MIT. It is the basis for Enhanced X-Windows, which runs on the AIX Operating System.

**xerography**

A dry printing process using corona-charged photoconductive surfaces to hold latent images that are developed with a dry toner and then transferred to paper and fused with heat.

**Xstation**

A terminal that is connected through a network to an pSeries computer, from which a user can perform command-line functions and run X-Windows based applications.



